

BUILT TO A HIGHER STANDARD™

American Standard
HEATING & AIR CONDITIONING

AccuComfort™ Variable Speed Cooling Single Phase – 2-5 Tons



**Platinum 20
(Variable Speed)**

Table SC-1-A — Platinum 20 R-410A AccuComfort™ Variable Speed Cooling (30–100% capacity)—with AccuLink™ ①

Model Number	Power Supply	Nom. Cap. Cooling (BTUH)	Uncrated Dimensions (in.)			Shipping Weight (lbs.)	Sound** Rating	MCA*	Max. Fuse*	Line Size (in)	
			H	W	D					OD Gas	OD Liq.
4A7V0X24A1000A	208/230/1/60	24,000	41	33	30	217	66	17.0	25	3/4	3/8
4A7V0X36A1000A	208/230/1/60	36,000	41	37	34	248	70	18.0	25	3/4	3/8
4A7V0X48A1000A	208/230/1/60	48,000	41	37	34	270	74	23.0	35	7/8	3/8
4A7V0X60A1000A	208/230/1/60	54,000	45	37	34	284	75	27.0	40	7/8	3/8
4A7V0X61A1000A	208/230/1/60	54,000	45	37	34	314	75	27.0	40	7/8	3/8



**Platinum 18
(Variable Speed)**

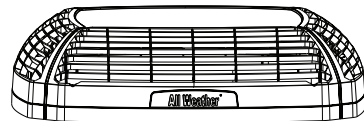
Table SC-1-B — Platinum 18 R-410A AccuComfort™ Variable Speed Cooling (30–100% capacity)-with AccuLink™ ①

Model Number	Power Supply	Nom. Cap. Cooling (BTUH)	Uncrated Dimensions (in.)			Shipping Weight (lbs.)	Sound** Rating	MCA*	Max. Fuse*	Line Size (in)	
			H	W	D					OD Gas	OD Liq.
4A7V8X24A1000A	208/230/1/60	24,000	41	33	30	217	66	17.0	25	3/4	3/8
4A7V8X36A1000A	208/230/1/60	36,000	41	33	30	228	70	18.0	25	3/4	3/8
4A7V8X48A1000A	208/230/1/60	48,000	41	37	34	270	74	23.0	35	7/8	3/8
4A7V8X60A1000A	208/230/1/60	54,000	45	37	34	284	75	27.0	40	7/8	3/8

① Must use ACONT850, AZONE950 or AZON1050 control.

* Information subject to change. Please confirm with current Product Data/Service Facts for current factory production.

** Rated in accordance with AHRI Standard 270-2008 (Min/Max when applicable).



ALL WEATHER™ TOP ACCESSORY

BAYAWGR0003 - Fits base sizes 33"x30" (WxD)

BAYAWGR0004 - Fits base sizes 37"x34" (WxD)

Split System Cooling

AccuComfort™ Variable Speed Cooling Single Phase – 2-5 Tons

Split System Cooling

Table SC-2-A — Features

	Platinum 20 (4A7V0)	Platinum 18 (4A7V8)
• SEER up to	22.00	18.00
• Climatuff™ compressor	1	1
• Number of stages	Variable	Variable
• Comfort-R™ mode approved	✓	✓
• AccuLink™ system	✓	✓
• DuraBase™ base, fast complete drain, weatherproof	✓	✓
• Quick-Sess™ cabinet, service access & refrigerant connections with full coil protection	✓	✓
• Spine Fin™ coil	✓	✓
• Compressor sound enclosure	✓	✓
• Compressor sump heat	✓	✓
• Factory supplied charge	R-410A	R-410A
• Glossy corrosion resistant finish	✓	✓
• High pressure switch	✓	✓
• Low pressure switch	✓	✓
• Internal high / low pressure & temperature protection	✓	✓
• Liquid line filter drier - factory installed or factory supplied for field install	✓	✓
• Seacoast shield - factory installed	✓	✓
• Spinnaker gray cabinet	✓	✓
• 12-year limited warranty on compressor, 10-year on outdoor coil & all other functional parts with registration* (Residential Use)	✓	✓
• Extended warranties available	✓	✓

* Registered Limited Warranty terms are available when you register within 60 days of installation. You can register online at americanstandardair.com or by phone at 855-260-2975, otherwise American Standard Heating & Air Conditioning's Base Limited Warranty terms will apply. Base Limited Warranty information on specific products can be found on ASDealerNet.com.

Table SC-2-B — Optional Accessories


Model Number	Description	Shipping Weight		
BAYECMT023	Extreme Conditions Mounting Kit (Base 2/3)	2	2	2-3
BAYECMT004	Extreme Conditions Mounting Kit (Base 4)	2	3-5	048-60
BAYISLT101	Rubber Isolators	1	✓	✓
BAYVEN002	Enhanced Sound Enclosure	2	✓	✓
BAYLEGS007	Snow Legs - 7" High (Black)	1	✓	✓
BAYLEGS004	Snow Legs - 4" High (Black)	1	✓	✓
BAYVDTA003	Vertical Discharge Air Kit Base 3	10	2	—
BAYVDTA004	Vertical Discharge Air Kit Base 4	10	3-5	—
BAYSEAC001	Seacoast Kit	1	—	✓
PAI00309	Heresite Spraypaint	1	✓	✓
BAYSEN01ATEMPA	External Ambient Kit		✓	✓
BAYTWGR0004	WEATHERGUARD™ Top - Fits unit base size of (W x D) of 37" X 34"		—	048-060
BAYTWGR0003	WEATHERGUARD™ Top - Fits unit base size of (W x D) of 33" X 30"		—	024-036
BAYECC001	Extreme Coastal Conditions Kit*		✓	✓

* Not for use in Arizona or other extreme heat applications.†

Comfort Controls — See Comfort Controls/Zone Sensors Section

† Used for additional seacoast corrosion protection. Refer to bulletin number UN-SVB11A-EN for application information.


Split System Cooling Single Phase – 1½-5 Tons



**Gold 17
(Two Stage)**

Table SC-3-A — Gold 17 R-410A Split System Two Stage Cooling (70/100% capacity)

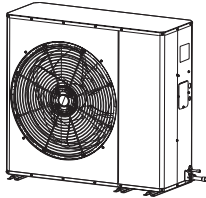
Model Number	Power Supply	Nom. Cap. Cooling (BTUH)	Uncrated Dimensions (in.)			Shipping Weight (lbs.)	Sound** Rating	MCA*	Max. Fuse*	Line Size (in)	
			H	W	D					OD Gas	OD Liq.
4A7A7024A1000C	208/230/1/60	24,000	41	37	34	280	72	13.4	20	3/4	3/8
4A7A7036A1000C	208/230/1/60	36,000	45	37	34	288	72	18.4	30	3/4	3/8
4A7A7048B1000A	208/230/1/60	48,000	45	37	34	296	73	28.0	45	7/8	3/8
4A7A7060A1000B	208/230/1/60	54,000	45	37	34	312	74	35.0	60	7/8	3/8



**Silver 16
(Single Stage)**

Table SC-3-B — Silver 16 R-410A Split System Single Stage Cooling

Model Number	Power Supply	Nom. Cap. Cooling (BTUH)	Uncrated Dimensions (in.)			Shipping Weight (lbs.)	Sound** Rating	MCA*	Max. Fuse*	Line Size (in)	
			H	W	D					OD Gas	OD Liq.
4A7A6018J1000A	208/230/1/60	18,000	29	33	30	189	73	12.0	20	3/4	3/8
4A7A6024J1000B	208/230/1/60	24,000	29	33	30	190	73	13.0	20	3/4	3/8
4A7A6030J1000B	208/230/1/60	30,000	37	33	30	220	73	14.0	25	3/4	3/8
4A7A6036J1000A	208/230/1/60	36,000	37	37	34	246	71	18.0	30	3/4	3/8
4A7A6042J1000A	208/230/1/60	42,000	45	37	34	302	72	21.0	35	7/8	3/8
4A7A6048J1000A	208/230/1/60	48,000	45	37	34	306	72	24.0	40	7/8	3/8
4A7A6049J1000A	208/230/1/60	48,000	45	37	34	322	72	26.0	40	7/8	3/8
4A7A6060J1000B	208/230/1/60	54,000	45	37	34	327	72	27.0	45	7/8	3/8
4A7A6061J1000B	208/230/1/60	54,000	45	37	34	317	74	29.0	45	7/8	3/8



**Silver 16
(Single Stage)**

Table SC-3-C — Silver 16 R-410A Side Discharge Single Stage Cooling

Model Number	Power Supply	Nom. Cap. Cooling (BTUH)	Uncrated Dimensions (in.)			Shipping Weight (lbs.)	Sound** Rating	MCA*	Max. Fuse*	Line Size (in)	
			H	W	D					OD Gas	OD Liq.
4A7L6018A1000A①	208/230/1/60	18,000	37	40	15	165	70	12.0	20	3/4	3/8
4A7L6024A1000A①	208/230/1/60	24,000	37	40	15	165	70	13.0	20	3/4	3/8
4A7L6030A1000A①	208/230/1/60	30,000	37	40	15	180	71	17.0	25	3/4	3/8
4A7L6036A1000A①	208/230/1/60	36,000	37	47	18	242	72	19.0	30	3/4	3/8
4A7L6042A1000A①	208/230/1/60	42,000	37	47	18	243	73	22.0	35	7/8	3/8
4A7L6048A1000A①	208/230/1/60	48,000	37	47	18	243	73	24.0	40	7/8	3/8
4A7L6060A1000A①	208/230/1/60	54,000	43	47	18	263	73	31.0	50	7/8	3/8

① For coastal applications where units are installed within one (1) mile of salt water, epoxy coated models are available for order. Model numbers with "COT" in the eleventh (11) through thirteenth (13) digits represent an epoxy coated coil. Example: 4A7L6036A1COTA These models have an 8 week lead time after order.

* Information subject to change. Please confirm with current Product Data/Service Facts for current factory production.

** Rated in accordance with AHRI Standard 270-2008 (Min/Max when applicable).

Split System Cooling Single Phase - 1½-5 Tons

Split System Cooling

Table SC-4-A — Features

	Gold 17 (4A7A7)	Silver 16 (4A7A6)	Silver16 (4A7L6)
• SEER up to	18.00	17.00	17.00
• Duration™ compressor	✓	✓	✓
• Number of stages	2	1	1
• Comfort-R™ mode approved	✓	✓	✓
• DuraBase™ base, fast complete drain, weatherproof	✓	✓	—
• Easy-Sess™ cabinet, service access	✓	✓	—
• Spine Fin™ coil	✓	✓	—
• Coppe Tube, Aluminum Fin coil	—	—	✓
• Factory supplied charge	R-410A	R-410A	R-410A
• Glossy corrosion resistant finish	✓	✓	✓
• High pressure switch	✓	✓	✓
• Internal high / low pressure & temperature protection	✓	✓	✓
• Liquid line filter drier - factory installed or factory supplied for field install	✓	✓	✓
• Quick start kit-factory installed	—	1½-2	—
• Spinnaker gray cabinet	✓	✓	✓
• 12-year limited warranty on compressor,10-year on outdoor coil & all other functional parts (Residential Use)	✓	—	—
• 10-year limited warranty on compressor,10-year on outdoor coil & all other functional parts (Residential Use)	—	✓	✓
• Extended warranties available	✓	✓	✓

* Registered Limited Warranty terms are available when you register within 60 days of installation. You can register online at americanstandardair.com or by phone at 855-260-2975, otherwise American Standard Heating & Air Conditioning's Base Limited Warranty terms will apply. Base Limited Warranty information on specific products can be found on ASDealerNet.com.

Table SC-4-B — Optional Accessories


Model Number	Description	Shipping Weight			
AY28X079.....	Evap. Defrost Control Kit	1.....	✓	✓	✓
BAYCCHT301RES.....	Crankcase Heater Kit (Scroll).....	1.....	4-5	3½-5	3½-5
BAYCCHT302RES.....	Crankcase Heater Kit (Scroll).....	1.....	2-3	1½-3	1½-3
BAYECMT023.....	Extreme Conditions Mounting Kit (Base 2/3).....	2.....	—	1½-2½	—
BAYECMT004.....	Extreme Conditions Mounting Kit (Base 4).....	2.....	✓	3-5	—
BAYISLT101.....	Rubber Isolators.....	1.....	✓	✓	✓
BAYKSKT263.....	Start kit.....	1.....	2-3	2½-5	2½-5
BAYKSKT266.....	Start kit.....	1.....	4-5	—	—
BAYLEGS007.....	Snow Legs - 7" High (Black).....	1.....	✓	✓	✓
BAYLEGS004.....	Snow Legs - 4" High (Black).....	1.....	✓	✓	✓
BAYLOAM107A.....	Low Ambient Kit.....	1.....	✓	✓	✓
BAYSDEN001.....	Small Scroll Compressor Enclosure.....	8.....	—	1½-2	—
BAYSDEN004.....	Large Scroll Compressor Enclosure.....	8.....	—	2½-5	1½-5
BAYSEAC001.....	Seacoast Kit.....	1.....	✓	✓	—
BAYSDHG002A.....	Hail Guard Kit.....	5.....	—	—	1½-2½
BAYSDHG003A.....	Hail Guard Kit.....	5.....	—	—	3-4
BAYSDHG004A.....	Hail Guard Kit.....	5.....	—	—	5
BAYWIND102.....	Wind Baffle Kit.....	—.....	—	—	5
BAYWIND103.....	Wind Baffle Kit.....	—.....	—	—	3-5
TAYASCT501A①②.....	Anti-Short Cycle Timer.....	2.....	✓	✓	—
AAYSVPANL0032AA.....	Service Valve Panel Cover Kit.....	2.....	—	1½-2	—
AAYSVPANL3343AA.....	Service Valve Panel Cover Kit.....	2.....	2	—	—
AAYSVPANL0044AA.....	Service Valve Panel Cover Kit.....	2.....	3-5	2½-3	—
AAYSVPANL0046AA.....	Service Valve Panel Cover Kit.....	2.....	—	3½-5	—
PAI00309③.....	Heresite Spraypaint.....	1.....	✓	✓	✓
BAYAWGR0004.....	All Weather™ Top - Fits unit base size of (W x D) of 37" X 34".....	—.....	✓	036-061	—
BAYAWGR0003.....	All Weather™ Top - Fits unit base size of (W x D) of 33" X 30".....	—.....	—	018-030	—
BAYSDHG001A.....	Hail Guard Kit 3.2.....	—.....	—	—	✓
BAYSDHG002A.....	Hail Guard Kit 3.3.....	—.....	—	—	✓
BAYSDHG003A.....	Hail Guard Kit 4.3.....	—.....	—	—	✓
BAYSDHG004A.....	Hail Guard Kit 4.4.....	—.....	—	—	✓

Comfort Controls — See Comfort Controls/Zone Sensors Section

- ① Not for use with programmable thermostats.
- ② Activated on power off.
- ③ Used for additional seacoast corrosion protection. Refer to bulletin number UN-SVB11A-EN for application information.
- ④ Available from Trane Parts.

For complete equipment / combination selections, installation instructions and warranty information, please refer to Product Data/Ratings and/or Installers Guides and Limited Warranty Handbooks.


Split System Cooling Single Phase – 1½-5 Tons



**Silver 14
(Single Stage)**

Table SC-5-A — Silver 14 R-410A Split System Single Stage Cooling

Model Number	Power Supply	Nom. Cap. Cooling (BTUH)	Uncrated Dimensions (in.)			Shipping Weight (lbs.)	Sound** Rating	MCA*	Max. Fuse*	Line Size (in)	
			H	W	D					OD Gas	OD Liq.
4A7A4018L1000A	208/230/1/60	18,000	29	29	26	153	71	12.0	20	3/4	3/8
4A7A4024L1000B①	208/230/1/60	24,000	29	29	26	153	71	14.0	20	3/4	3/8
4A7A4025L1000B	208/230/1/60	24,000	29	29	26	153	71	14.0	20	3/4	3/8
4A7A4030L1000B①	208/230/1/60	30,000	29	33	30	183	71	14.0	25	3/4	3/8
4A7A4031L1000B	208/230/1/60	30,000	29	33	30	183	71	14.0	25	3/4	3/8
4A7A4036L1000B①	208/230/1/60	36,000	33	33	30	183	71	18.0	30	3/4	3/8
4A7A4037L1000B	208/230/1/60	36,000	33	33	30	183	71	18.0	30	3/4	3/8
4A7A4042L1000A①	208/230/1/60	42,000	29	37	34	216	71	22.0	35	7/8	3/8
4A7A4043L1000A	208/230/1/60	42,000	29	37	34	216	71	22.0	35	7/8	3/8
4A7A4048L1000A	208/230/1/60	48,000	29	37	34	221	71	24.0	40	7/8	3/8
4A7A4060L1000B	208/230/1/60	54,000	37	37	34	246	71	27.0	45	7/8	3/8



**Silver 13
(Single Stage)**

Table SC-5-B— Silver 13 R-410A Split System Single Stage Cooling

Model Number	Power Supply	Nom. Cap. Cooling (BTUH)	Uncrated Dimensions (in.)			Shipping Weight (lbs.)	Sound** Rating	MCA*	Max. Fuse*	Line Size (in)	
			H	W	D					OD Gas	OD Liq.
4A7A3018H1000N②	208/230/1/60	18,000	29	29	26	153	72	12.0	20	3/4	3/8
4A7A3024H1000P②	208/230/1/60	24,000	29	29	26	150	74	14.0	20	3/4	3/8
4A7A3030H1000N②	208/230/1/60	30,000	29	29	26	157	72	16.0	25	3/4	3/8
4A7A3036H1000P②	208/230/1/60	36,000	29	33	30	175	68	20.0	35	3/4	3/8
4A7A3042E1000N②	208/230/1/60	42,000	29	33	30	200	72	22.0	35	7/8	3/8
4A7A3043A1000N②	208/230/1/60	42,000	29	37	34	216	72	22.0	35	7/8	3/8
4A7A3048E1000P②	208/230/1/60	48,000	37	33	30	233	74	28.0	45	7/8	3/8
4A7A3049A1000N②	208/230/1/60	48,000	29	37	34	221	74	24.0	40	7/8	3/8
4A7A3060E1000N②	208/230/1/60	54,000	37	37	34	246	71	27.0	45	7/8	3/8

① Models are not legal for installation in California, Nevada, New Mexico and Arizona. All other models are legal for installation in all US zones and states.

② 13 SEER AC equipment manufactured after 1/1/16 can only be installed in the North Zone.

* Information subject to change. Please confirm with current Product Data/Service Facts for current factory production.

** Rated in accordance with AHRI Standard 270-2008 (Min/Max when applicable).

Split System Cooling Single Phase – 1½-5 Tons

Split System Cooling

Table SC-6-A — Features

	Silver 14 (4A7A4)	Silver 13 (4A7A3)
SEER up to.....	16.00	14.75
Duration™ compressor.....	✓	✓
Number of stages.....	1	1
Comfort-R™ mode approved.....	✓	✓
DuraBase™ base, fast complete drain, weatherproof.....	✓	✓
Easy-Sess™ cabinet, service access.....	✓	✓
Spine Fin™ coil.....	✓	✓
Factory supplied charge.....	R-410A	R-410A
Glossy corrosion resistant finish.....	✓	✓
High pressure switch.....	✓	✓
Internal high / low pressure & temperature protection.....	✓	✓
Liquid line filter drier - factory installed or factory supplied for field install.....	✓	✓
Spinnaker gray cabinet.....	✓	✓
10-year limited warranty on compressor, outdoor coil & all other functional parts (Residential Use)	✓	✓
Extended warranties available	✓	✓

* Registered Limited Warranty terms are available when you register within 60 days of installation. You can register online at americanstandardair.com or by phone at 855-260-2975, otherwise American Standard Heating & Air Conditioning's Base Limited Warranty terms will apply. Base Limited Warranty information on specific products can be found on ASDealerNet.com.

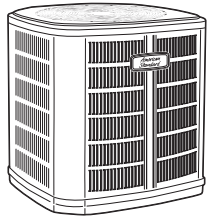
Table SC-6-B — Optional Accessories

Model Number	Description	Shipping Weight		
AY28X079.....	Evap. Defrost Control Kit.....	1.....	✓	✓
BAYCCHT301RES.....	Crankcase Heater Kit (Scroll).....	1.....	3½-5	1½-5
BAYCCHT302RES.....	Crankcase Heater Kit (Scroll).....	1.....	1½-3	1½-3
BAYECMT023.....	Extreme Conditions Mounting Kit (Base 2/3).....	2.....	1½-3	1½-4
BAYECMT004.....	Extreme Conditions Mounting Kit (Base 4).....	2.....	3½-5	43,49,60
BAYISLT101.....	Rubber Isolators.....	1.....	✓	✓
BAYKSKT263.....	Start Kit.....	1.....	2½-5	2-5
BAYLEGS007.....	Snow Legs - 7" High (Black).....	1.....	✓	✓
BAYLEGS004.....	Snow Legs - 4" High (Black).....	1.....	✓	✓
BAYLOAM107A.....	Low Ambient Kit.....	1.....	✓	✓
BAYSDEN001.....	Small Scroll Compressor Enclosures.....	8.....	1½-2½, 3½-4	1½-3½, 3049
BAYSDEN004.....	Large Scroll Compressor Enclosures.....	8.....	3, 5	3048, 5
BAYSEAC00.....	Seacoast Kit.....	1.....	✓	✓
TAYASCT501A①②.....	Anti-Short Cycle Timer.....	2.....	✓	✓
AAYSVPANL0022AA... ..	Service Valve Panel Cover Kit.....	2.....	1½-2	1½-2½
AAYSVPANL0032AA... ..	Service Valve Panel Cover Kit.....	2.....	2½,3½,4	3-4
AAYSVPANL3343AA... ..	Service Valve Panel Cover Kit.....	2.....	3	—
AAYSVPANL0044AA... ..	Service Valve Panel Cover Kit.....	2.....	5	5
PAI00309③.....	Heresite Spraypaint.....	1.....	✓	✓
BAYAWGR0004.....	All Weather™ Top - Fits unit base size of (W x D) of 37" X 34".....		042-060	43, 49, 60
BAYAWGR0003.....	All Weather™ Top - Fits unit base size of (W x D) of 33" X 30".....		030-037	36, 42, 48

Comfort Controls — See Comfort Controls/Zone Sensors Section

- ① Not for use with programmable thermostats.
- ② Activated on power off.
- ③ Used for additional seacoast corrosion protection. Refer to bulletin number UN-SVB11A-EN for application information.


Split System Cooling Three Phase



**Gold 17
(Two Stage)**

Table SC-7-A — Gold 17 - 3 Phase R-410A Split System Two Stage Cooling

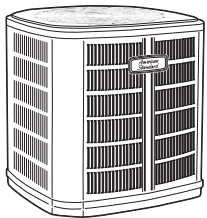
Model Number	Power Supply	Nom. Cap. Cooling (BTUH)	Uncrated Dimensions (in.)			Shipping Weight (lbs.)	Sound** Rating	MCA*	Max. Fuse*	Line Size (in)	
			H	W	D					OD Gas	OD Liq.
4A7C7036A3000A	208/230/3/60	36,000	45	37	34	283	72	15.0	25	3/4	3/8
4A7C7048A3000A	208/230/3/60	48,000	45	37	34	285	73	18.0	30	7/8	3/8
4A7C7060A3000A	208/230/3/60	54,000	45	37	34	308	74	22.0	35	7/8	3/8
4A7C7036A4000A	460/3/60	36,000	45	37	34	283	72	8.0	15	3/4	3/8
4A7C7048A4000A	460/3/60	48,000	45	37	34	285	73	9.0	15	7/8	3/8
4A7C7060A4000A	460/3/60	54,000	45	37	34	308	74	10.0	15	7/8	3/8



**Silver 14
(Single Stage)**

Table SC-7-B — Silver 14 - 3 Phase R-410A Split System Single Stage Cooling


Model Number	Power Supply	Nom. Cap. Cooling (BTUH)	Uncrated Dimensions (in.)			Shipping Weight (lbs.)	Sound** Rating	MCA*	Max. Fuse*	Line Size (in)	
			H	W	D					OD Gas	OD Liq.
4A7C4036A3000A	208/230/3/60	36,000	33	33	30	183	73	12.0	20	3/4	3/8
4A7C4042A3000A	208/230/3/60	42,000	29	37	34	216	72	15.0	25	3/4	3/8
4A7C4048A3000A	208/230/3/60	48,000	29	37	34	221	72	18.0	30	7/8	3/8
4A7C4060A3000A	208/230/3/60	54,000	37	37	34	246	72	21.0	35	7/8	3/8
4A7C4036A4000A	460/3/60	36,000	33	33	30	183	73	8.0	15	3/4	3/8
4A7C4042A4000A	460/3/60	42,000	29	37	34	216	72	8.0	15	3/4	3/8
4A7C4048A4000A	460/3/60	48,000	29	37	34	221	72	8.0	15	7/8	3/8
4A7C4060A4000A	460/3/60	54,000	37	37	34	246	72	9.0	15	7/8	3/8



**Silver 13
(Single Stage)**

Table SC-7-C — Silver 13 - 3 Phase R-410A Split System Single Stage Cooling

Model Number	Power Supply	Nom. Cap. Cooling (BTUH)	Uncrated Dimensions (in.)			Shipping Weight (lbs.)	Sound** Rating	MCA*	Max. Fuse*	Line Size (in)	
			H	W	D					OD Gas	OD Liq.
4A7C3036B3000B	208/230/3/60	36,000	29	33	30	176	78	13.6	20	3/4	3/8
4A7C3042D3000D	208/230/3/60	42,000	29	37	34	228	74	18.0	30	3/4	3/8
4A7C3048D3000D	208/230/3/60	48,000	29	37	34	235	75	18.0	30	7/8	3/8
4A7C3060D3000D	208/230/3/60	54,000	37	37	34	261	75	20.0	35	7/8	3/8
4A7C3036B4000B	460/3/60	36,000	29	33	30	176	78	7.7	15	3/4	3/8
4A7C3042D4000D	460/3/60	42,000	29	37	34	228	79	8.2	15	3/4	3/8
4A7C3048D4000D	460/3/60	48,000	29	37	34	235	79	8.4	15	7/8	3/8
4A7C3060D4000D	460/3/60	54,000	37	37	34	261	80	10.3	15	7/8	3/8



**Silver 16
(Single Stage)**

Table SC-7-D — Silver 16-410A Side Discharge Single Stage Cooling — Three Phase

Model Number	Power Supply	Nom. Cap. Cooling (BTUH)	Uncrated Dimensions (in.)			Shipping Weight (lbs.)	Sound** Rating	MCA*	Max. Fuse*	Line Size (in)	
			H	W	D					OD Gas	OD Liq.
4A7S6036A3000A ^①	208/230/3/60	36,000	37	47	18	242	73	11.2	15	3/4	3/8
4A7S6048A3000A ^①	208/230/3/60	48,000	37	47	18	243	76	18.3	30	7/8	3/8
4A7S6060A3000A ^①	208/230/3/60	54,000	43	47	18	263	76	20.9	35	7/8	3/8
PHASING OUT											
4A7S6036A4000A ^①	460/3/60	36,000	37	47	18	242	73	5.2	15	3/4	3/8
4A7S6048A4000A ^①	460/3/60	48,000	37	47	18	243	76	8.4	15	7/8	3/8
4A7S6060A4000A ^①	460/3/60	54,000	43	47	18	263	76	9.5	15	7/8	3/8

① For coastal applications where units are installed within one (1) mile of salt water, epoxy coated models are available for order. Model numbers with "COT" in the eleventh (11) through thirteenth (13) digits represent an epoxy coated coil. Example: 4A7S6036A3COTA These models have an 8 week lead time after order.

* Information subject to change. Please confirm with current Product Data/Service Facts for current factory production.

** Rated in accordance with AHRI Standard 270-2008 (Min/Max when applicable).

Split System Cooling Three Phase

Split System Cooling

Table SC-8-A — Features

	Gold 17 (4A7C7)	Silver 14 (4A7C4)	Silver 13 (4A7C3)	Silver 16 (4A7S6)
• SEER up to	17.50	16.50	14.50	17.50
• Duration™ compressor	✓	✓	✓	✓
• Comfort-R™ mode approved	✓	✓	✓	✓
• DuraBase™ base, fast complete drain, weatherproof	✓	✓	✓	—
• Easy-Sess cabinet, service access & refrigerant connections with full coil protection	✓	✓	✓	—
• Spine Fin™ coil	✓	✓	✓	—
• Copper Tubing , Aluminum Fin coil	—	—	—	✓
• Compressor sump heat - factory installed	✓	✓	✓	✓
• Refrigerant (R-22 not factory supplied)	R-410A	R-410A	R-22	R-410A
• Glossy corrosion resistant finish	✓	✓	✓	✓
• High pressure switch	✓	✓	✓	✓
• Compressor sound enclosure	—	—	3½	—
• Internal high / low pressure & temperature protection	✓	✓	✓	✓
• Liquid line filter drier - factory installed or factory supplied for field install	✓	✓	✓	✓
• Spinnaker gray cabinet	✓	✓	✓	✓
• 5-year basic limited warranty on compressor, 1-year on outdoor coil & all other functional parts (Commercial Use)	✓	✓	✓	—
• 10-year limited warranty on compressor, outdoor coil & all other functional parts with registration* (Residential Use)	✓	✓	✓	✓
• Extended warranties available	✓	✓	✓	✓

* Registered Limited Warranty terms are available when you register within 60 days of installation. You can register online at americanstandardair.com or by phone at 855-260-2975, otherwise American Standard Heating & Air Conditioning's Base Limited Warranty terms will apply. Base Limited Warranty information on specific products can be found on ASDealerNet.com.

Table SC-8-B — Optional Accessories

Model Number	Description	Shipping Weight				
AY28X079.....	Evap. Defrost Control Kit	1.....	✓	✓	✓	✓
BAYCCHT301RES.....	Crankcase Heater Kit (Scroll).....	1.....	—	—	—	A
BAYCCHT302RES.....	Crankcase Heater Kit (Scroll).....	1.....	—	—	—	A
BAYECMT023.....	Extreme Conditions Mounting Kit (Base 2/3).....	2.....	—	3	2½-3	—
BAYECMT004.....	Extreme Conditions Mounting Kit (Base 4)	2.....	3-5	3½-5	3½-5	—
BAYISLT101.....	Rubber Isolators	1.....	✓	✓	✓	✓
BAYKSKT263.....	Start Kit.....	1.....	✓	—	5	—
BAYKSKT260.....	Start Kit.....	1.....	—	—	3	—
BAYLEGS007.....	Snow Legs - 7" High (Black)	1.....	✓	✓	✓	✓
BAYLEGS004.....	Snow Legs - 4" High (Black)	1.....	✓	✓	✓	✓
BAYLOAM107A.....	Low Ambient Kit	1.....	✓	✓	✓	—
BAYSDEN001.....	Single Cylinder Compressor Enclosures	8.....	—	3½-4	3-4	—
BAYSDEN004.....	Large Scroll Compressor Enclosures	8.....	✓	3, 5	5	4-5
BAYSEAC001.....	Seacoast Kit	1.....	✓	✓	✓	—
BAYWIND101.....	Wind Baffle	1.....	—	—	—	3-5
TAYASCT501A①.....	Anti-Short Cycle Timer	2.....	✓	✓	✓	—
TAYSVPANL0032AA.....	Service Valve Panel Cover Kit	2.....	—	3½-4	3-4	—
TAYSVPANL3343AA.....	Service Valve Panel Cover Kit	2.....	—	3	2½	—
TAYSVPANL0044AA.....	Service Valve Panel Cover Kit	2.....	—	5	5	—
TAYSVPANL0046AA.....	Service Valve Panel Cover Kit	2.....	3-5	—	—	—
PAI00309②.....	Heresite Spraypaint.....	1.....	✓	✓	✓	✓
BRK05033③.....	Wall Mount Kit	1.....	✓	✓	✓	✓
BAYTWGR0004.....	All Weather™ Top - Fits unit base size of (W x D) of 37" X 34"	1.....	✓	036-061	—	—
BAYTWGR0003.....	All Weather™ Top - Fits unit base size of (W x D) of 33" X 30"	1.....	—	018-030	—	—
BAYSDHG001A.....	Hail Guard Kit 3.2.....	1.....	—	—	—	✓
BAYSDHG002A.....	Hail Guard Kit 3.3.....	1.....	—	—	—	✓
BAYSDHG003A.....	Hail Guard Kit 4.3.....	1.....	—	—	—	✓
BAYSDHG004A.....	Hail Guard Kit 4.4.....	1.....	—	—	—	✓

A = Factory Installed

Comfort Controls — See Comfort Controls/Zone Sensors Section

- ① Not for use with programmable thermostats.
- ② Activated on Power Off.
- ③ Used for additional seacoast corrosion protection. Refer to bulletin number UN-SVB11A-EN for application information.

For complete equipment / combination selections, installation instructions and warranty information, please refer to Product Data/Ratings and/or Installers Guides and Limited Warranty Handbooks.