


Product data sheet

Characteristics

QO116L125PGRB

Load center, QO, 1 phase, 16 spaces, 24 circuits, 125A convertible main lugs, PoN, NEMA3R, gnd bar, UL



Main

Marketing Trade Name	QO
Product Type	Load Center
Enclosure Type	Weatherproof enclosure
Provided Equipment	Grounding bar

Complementary

Load Center Type	Main lugs
Rated Current	125 A
Number of Spaces	16
Max Short Circuit Current Rating	65 kA
Maximum Number of Single Pole Circuits	24
Maximum Number of Tandem Breakers	8
Number of Phases	1 phase
Ground Bar	Grounding bar included (not installed)
Box Number	4R
Height	22.06 in (560.32 mm)
Width	14.75 in (374.65 mm)
Depth	4.52 in (114.81 mm)

Environment




Enclosure Rating	NEMA 3R outdoor
Ambient Air Temperature for Operation	23 °F (-5 °C) 104 °F (40 °C)
Product Certifications	UL Listed

Ordering and shipping details

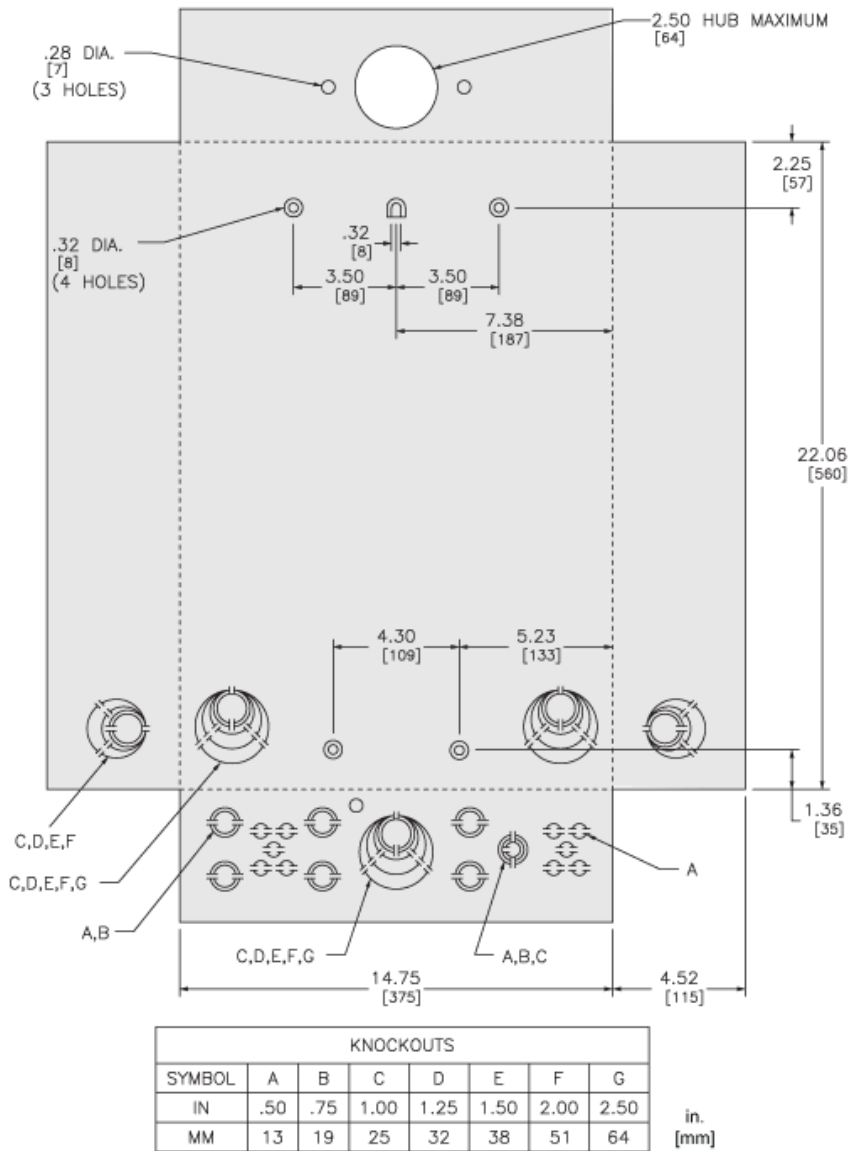
Category	10002 - QO PON 1PH LC,12-60 CKT, N3R
Discount Schedule	DE3A
GTIN	00785901604815
Nbr. of units in pkg.	1
Package weight(Lbs)	1 lb(US) (0.45 kg)
Returnability	Yes
Country of origin	US

The information provided in this documentation contains general descriptions and/or technical characteristics of the performance of the products contained herein. This documentation is not intended as a substitute for and is not to be used for determining suitability or reliability of these products for specific user applications. It is the duty of any such user or integrator to perform the appropriate and complete risk analysis, evaluation and testing of the products with respect to the relevant specific application or use thereof. Neither Schneider Electric Industries SAS nor any of its affiliates or subsidiaries shall be responsible or liable for misuse of the information contained herein.

Offer Sustainability

EU RoHS Directive	Compliant  EU RoHS Declaration
Toxic heavy metal free	Yes
Mercury free	Yes
RoHS exemption information	 Yes
China RoHS Regulation	 China RoHS Declaration

Approximate Dimensions



WHEN MONTING THESE LOAD CENTERS,
ALLOW 1.25 INCHES OF CLEARANCE ON HINGED SIDE FOR THE DOOR TO OPEN.

Connections and Wiring Diagrams

