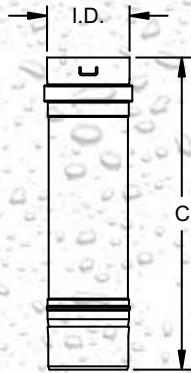


SINGLE WALL CORR/GUARD

NOTE: Corr/Guard pipe overlaps 2.25" when joined together, therefore assembled length is 2.25" less than listed length.

STRAIGHT LENGTH - CGSW

I.D.	C
3.00	5.66
3.00	11.66
3.00	17.66
3.00	23.66
3.00	35.66
3.00	47.66
4.00	5.66
4.00	11.66
4.00	17.66
4.00	23.66
4.00	35.66
4.00	47.66
5.00	5.66
5.00	11.66
5.00	17.66
5.00	23.66
5.00	35.66
5.00	47.66

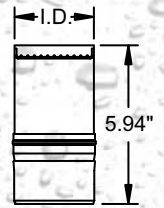


STRAIGHT LENGTH W/SCREEN

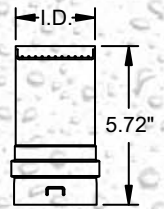
CGSWHTM (MALE)



I.D.
3.00
4.00
5.00



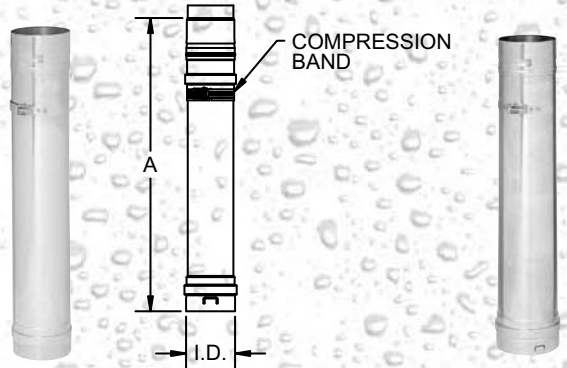
CGSWHTF (FEMALE)



VARIABLE LENGTH

CGSWVL (VL10)

CGSWVL (VL22)



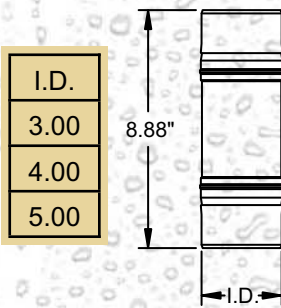
VL10

I.D.	A
3.00	7.50 TO 10.00
4.00	7.50 TO 10.00
5.00	7.50 TO 10.00

VL22

3.00	7.50 TO 22.00
4.00	7.50 TO 22.00
5.00	7.50 TO 22.00

MALE TO MALE ADAPTER - CGSWDMA



FEMALE TO FEMALE ADAPTER - CGSWDFA

I.D.
3.00
4.00
5.00

