


| | | | | | |
|-------------|--|-----------|--|------|--|
| Project | | Catalog # | | Type | |
| Prepared by | | Notes | | Date | |



Metalux

FPS LED

LED Flat Panel with Selectable Lumens and CCT

Typical Applications

• Offices • Education • Healthcare • Retail

Interactive Menu

- Order Information [page 2](#)
- Photometric Data [page 3](#)
- Product Warranty

Top Product Features

- Ultra-thin approx. 2 inch height fits in shallow plenums with room to spare
- Simple switch to adjust lumens, watts and CCT on site as desired
- Switch tamper cover included
- Projected lumen maintenance based on TM21 testing standards is L87 > 60,000 hours
- 1x4, 2x2, and 2x4 sizes available, all rated for direct insulation contact (IC rated)

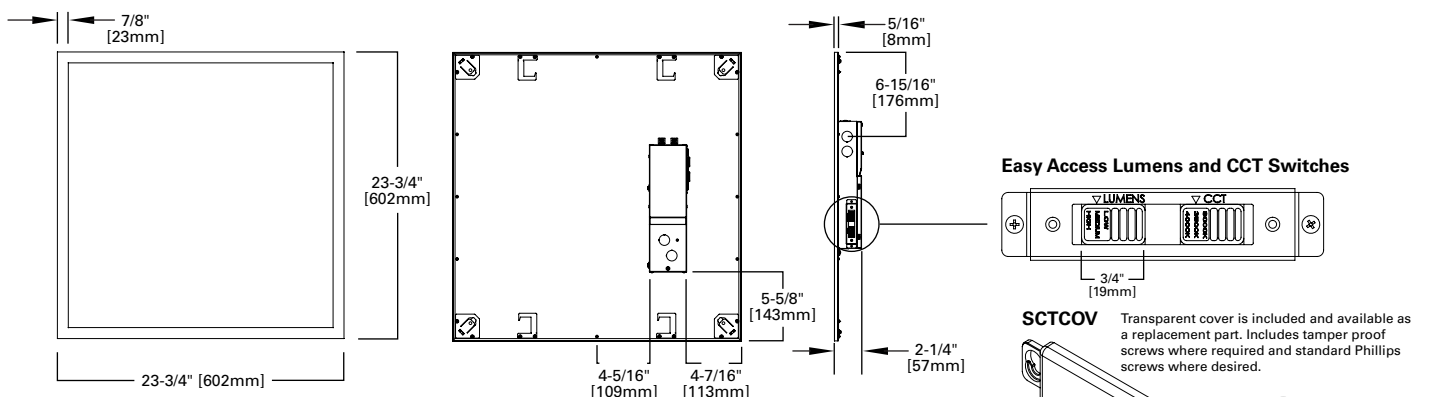
Product Certification



Product Features



2' x 2'



Also available in 1' x 4' and 2' x 4'

[additional product diagrams](#)

Ordering Information/Performance

| SKU | Size | Setting | UPC | Lumens | | | Power | Efficacy | | | Input Current (A) | |
|-------------|------|---------|--------------|--------|-------|-------|-------|----------|-------|-------|-------------------|------|
| | | | | 3000K | 3500K | 4000K | Watts | 3000K | 3500K | 4000K | 120V | 277V |
| 14FPSL1SCT3 | 14 | LOW | 080083889440 | 2121 | 2188 | 2255 | 18.7 | 113.4 | 117 | 120.6 | .16 | .07 |
| | 14 | MED | | 3056 | 3161 | 3258 | 28.2 | 108.4 | 112.1 | 115.5 | .24 | .1 |
| | 14 | HI | | 3748 | 3883 | 4007 | 36.3 | 103.3 | 107 | 110.4 | .3 | .13 |
| 22FPSL2SCT3 | 22 | LOW | 080083889402 | 1810 | 1864 | 1909 | 16 | 113.1 | 116.5 | 119.3 | .13 | .06 |
| | 22 | MED | | 2612 | 2694 | 2736 | 24.1 | 108.4 | 111.8 | 113.5 | .2 | .09 |
| | 22 | HI | | 3165 | 3268 | 3349 | 30.4 | 104.1 | 107.5 | 110.1 | .25 | .11 |
| 24FPSL2SCT3 | 24 | LOW | 080083889365 | 3430 | 3534 | 3628 | 30.2 | 113.6 | 117 | 120.1 | .25 | .11 |
| | 24 | MED | | 4504 | 4642 | 4795 | 41.5 | 108.5 | 111.9 | 115.5 | .35 | .15 |
| | 24 | HI | | 6033 | 6249 | 6441 | 60.5 | 99.7 | 103.3 | 106.5 | .5 | .22 |

Options/Ordering Information

EL14W=EBPLED14W battery installed ⁽²⁾
 EL7W=EBPLED7W battery installed ⁽²⁾
Example catalog number=24FPSL2SCT3-EL14W

A3/8-5D/18G=6' 3/8" flex with dimming leads installed
Example catalog number=24FPSL2SCT3-A3/8-5D/18G

Notes : (2) Indicator/test switch to be installed separately. For approximate delivered lumens multiply the lumens per watt of the desired fixture by the wattage of the emergency battery pack (100 lm/W x 7=700 lumens). In Emergency mode the fixture will default to 4000K regardless of the CCT setting.

Shipping Data

| Fixture Size | Pallet Size | Units per Pallet |
|--------------|-------------|------------------|
| 1' x 4' | 52" x 49" | 48 |
| 2' x 2' | 53" x 30" | 44 |
| 2' x 4' | 53" x 30" | 22 |

Accessories/Ordering Information

Drywall Frame Kit

| Catalog | UPC | Size |
|----------|--------------|------|
| DF-24W-U | 662401232970 | 2x4 |
| DF-22W-U | 662401232963 | 2x2 |
| DF-14W-U | 662401232949 | 1x4 |

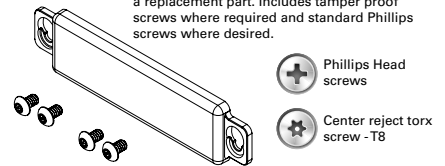
Surface Mount Kit

| Catalog | UPC | Size |
|-----------|--------------|------|
| FPXSURF24 | 080083867400 | 2x4 |
| FPXSURF22 | 080083867387 | 2x2 |
| FPXSURF14 | 080083867424 | 1x4 |

Note: Use surface kit to suspend 2x4 and 1x4.

SCTCOV

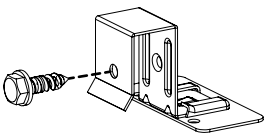
Transparent cover is included and available as a replacement part. Includes tamper proof screws where required and standard Phillips screws where desired.



Ceiling Retention

| Catalog | UPC |
|---------|--------------|
| FPEQ | 080083802685 |

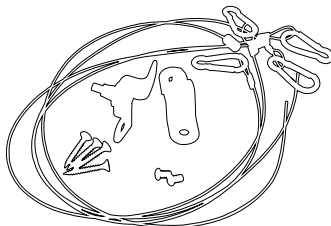
Required by some local codes. Order one set for each fixture (Four clips per kit)



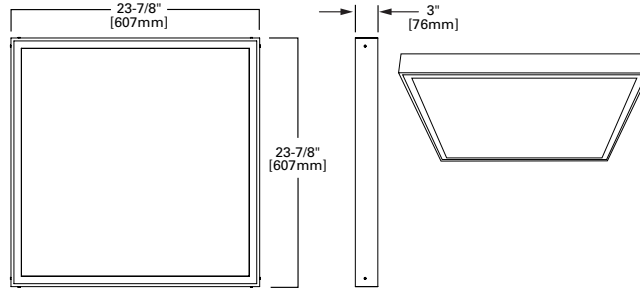
Suspension Kit

| Catalog | UPC |
|---------|--------------|
| FPSUS2 | 080083802784 |

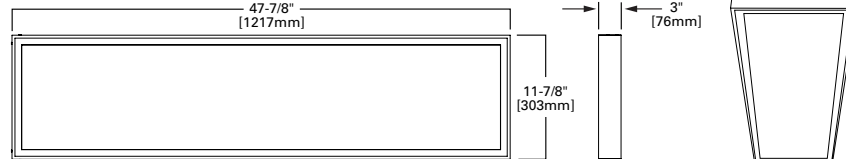
Mounting height from ceiling
Min.=7-1/4" [184mm]
Max.=27" [286mm]



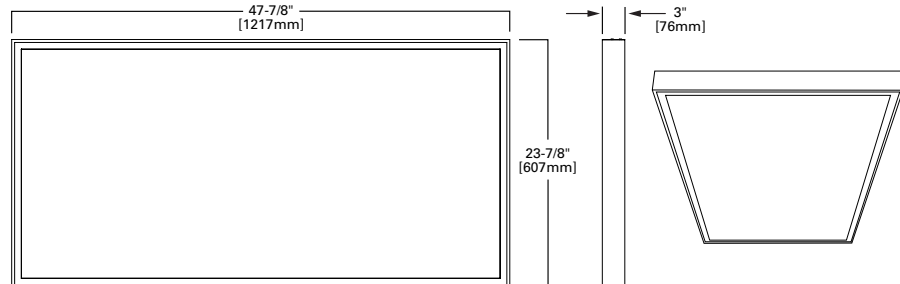
2' x 2'



1' x 4'



2' x 4'



Product Specifications

Construction

- Narrow aluminum bezel is tightly held to code gauge steel back plate
- Seamless corners to maximize the light emitting surface with a refined finish

Mounting

- Integral grid clips and separate suspension clips provided for installation flexibility
- Junction box constructed of code gauge galvanized steel with an easy access hinged door
- Multiple Trade size KO provided and JBox is suitable for up to 12AWG wiring
- Topside KO for use with MWS
- Stock luminaire is less than 2 inches for use in shallow plenum or low ceiling spaces
- Surface or suspension mounting kits available. Direct suspension of 2x2 only. 2x4 and 1x4 suspend with the surface mount kit.
- Factory installed flexible cable with dimming leads options available

Controls

- Standard UNV 120-277V driver with 0-10V dimming to 10% standard
- Compatible with field installed wireless controls available for either Wavelinx or LumaWatt Pro

Electrical

- 3000K/3500K/4000K at minimum 80 CRI and three lumen options
- Projected lumen maintenance based on TM21 testing standards is L87 > 60,000 hours
- Complies with FCC Class B rating for use in residential spaces
- Emergency battery pack options available in 7W and 14W options
- Installed Flex options available

Optical Shielding

- Light guide with specialized features to optimize light extraction
- White frost lens with smooth pattern for uniform illumination
- Scratch and impact resistant lens

Compliance

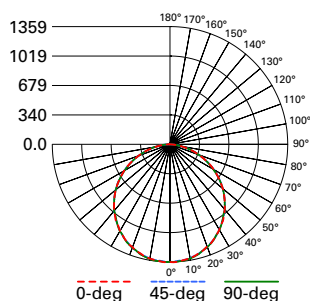
- Indoor luminaires are cULus listed for 25C ambient environments
- IC rated for direct insulation contact
- RoHS compliant
- Damp location listed
- IESNA LM-79 and LM-80 standards compliant
- Meets IP5X rating from the room side with no modification needed.

Warranty

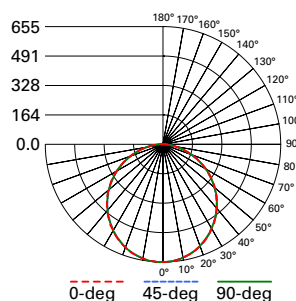
- Five-year warranty.

Photometric Data

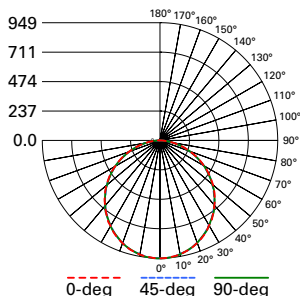
[View IES files](#)



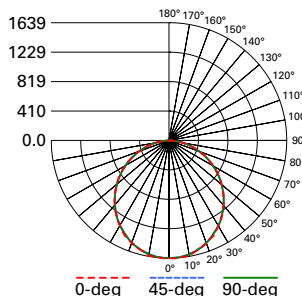
14FPSL2SCT3-3500K-HI
 Electronic Driver
 Linear LED 3500K
 Spacing criterion: (II) 1.25 x mounting height, (⊥) 1.25 x mounting height
 Lumens: 3883
 Input Watts: 36.3W
 Efficacy: 107.0 LPW
 Test Report: 14FPSL2SCT3-3500K-HI.IES



22FPSL2SCT3-3500K-LOW
 Electronic Driver
 Linear LED 3500K
 Spacing criterion: (II) 1.25 x mounting height, (⊥) 1.24 x mounting height
 Lumens: 1864
 Input Watts: 16W
 Efficacy: 116.5LPW
 Test Report: 22FPSL2SCT3-3500K-LOW.IES



22FPSL2SCT3-3500K-MID
 Electronic Driver
 Linear LED 3500K
 Spacing criterion: (II) 1.25 x mounting height, (⊥) 1.24 x mounting height
 Lumens: 2694
 Input Watts: 24.1W
 Efficacy: 111.8 LPW
 Test Report: 22FPSL2SCT3-3500K-MID.IES



24FPSL2SCT3-3500K-MID
 Electronic Driver
 Linear LED 3500K
 Spacing criterion: (II) 1.24 x mounting height, (⊥) 1.24 x mounting height
 Lumens: 4642
 Input Watts: 41.5W
 Efficacy: 111.9 LPW
 Test Report: 24FPSL2SCT3-3500K-MID.IES

Dimensional and Mounting Details

