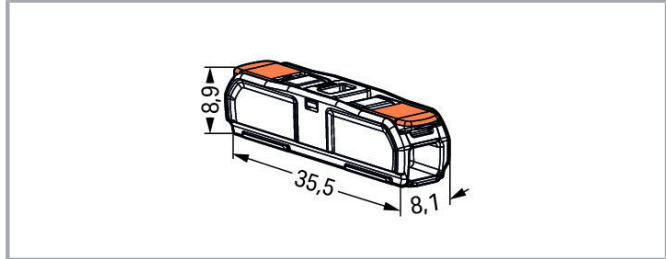


Data sheet | Item number: 221-2401 **NEW**

Inline splicing connector with lever; for all conductor types; 12 AWG (max.); 2-conductor; transparent housing; white cover; Surrounding air temperature: max 85°C (T85); 4,00 mm<sup>2</sup>; transparent

[www.wago.com/221-2401](http://www.wago.com/221-2401)



Subject to changes. Please also observe the further product documentation!

WAGO GmbH & Co. KG  
Hansastr. 27  
32423 Minden  
Phone: +49571 887-0 | Fax: +49571 887-169  
Email: [info.de@wago.com](mailto:info.de@wago.com) | Web: [www.wago.com](http://www.wago.com)

Do you have any questions about our products?  
We are always happy to take your call at +49 (571) 887-44222.



### Item description

This connector is 12 AWG capable and ideal for installations in the North American market.

### Data

#### Notes

|      |                        |
|------|------------------------|
| Note | Available January 2022 |
|------|------------------------|

### Electrical data

#### Ratings per IEC/EN

|                            |  |
|----------------------------|--|
| Ratings per                | EN 60664   |
| Nominal voltage (II/2)     | 450 V  |
| Rated surge voltage (II/2) | 4 kV   |
| Rated current              | 32 A   |
| Legend (ratings)           | (II / 2) $\triangleq$ Overvoltage category II / Pollution degree 2 |

#### Ratings per UL

|                                |       |
|--------------------------------|-------|
| Rated voltage UL (Use Group C) | 600 V |
| Rated current UL (Use Group C) | 20 A  |

Subject to changes. Please also observe the further product documentation!

WAGO GmbH & Co. KG  
Hansastr. 27  
32423 Minden  
Phone: +49571 887-0 | Fax: +49571 887-169  
Email: [info.de@wago.com](mailto:info.de@wago.com) | Web: [www.wago.com](http://www.wago.com)

Do you have any questions about our products?  
We are always happy to take your call at +49 (571) 887-44222.



## Connection data

|                                   |   |
|-----------------------------------|---|
| Total number of connection points | 2 |
|-----------------------------------|---|

## Connection 1

|                                 |   |
|---------------------------------|---|
| Connection technology           | CAGE CLAMP®                                 |
| Actuation type                  | Lever                                       |
| Connectable conductor materials | Copper                                      |
| Solid conductor                 | 0.2 ... 4 mm <sup>2</sup> / 20 ... 12 AWG   |
| Stranded conductor              | 0.2 ... 2.5 mm <sup>2</sup> / 18 ... 12 AWG |
| Fine-stranded conductor         | 0.34 ... 4 mm <sup>2</sup> / 18 ... 12 AWG  |
| Strip length                    | 11 mm / 0.43 inch                           |

## Physical data

|        |                      |
|--------|----------------------|
| Width  | 8.1 mm / 0.319 inch  |
| Height | 8.9 mm / 0.35 inch   |
| Depth  | 35.5 mm / 1.398 inch |

## Material data

|                               |             |
|-------------------------------|-------------|
| Color                         | transparent |
| Cover color                   | white       |
| Flammability class per UL94   | V2          |
| Color of actuator             | orange      |
| Weight of insulation material | 0.84 g      |
| Weight                        | 2.5 g       |

## Commercial data



|                       |                |
|-----------------------|----------------|
| PU (SPU)              | 600 (60) Stück |
| Packaging type        | box            |
| Country of origin     | DE             |
| GTIN                  | 4055144067040  |
| Customs tariff number | 85369010000    |

## Approvals / Certificates


### Country specific Approvals

Certificate

Subject to changes. Please also observe the further product documentation!






| Logo   | Approval                              | Additional Approval Text | name        |
|--|---------------------------------------|--------------------------|-------------|
|  | CCA<br>DEKRA Certification B.V.       | EN 60998                 | NTR NL-7827 |
|  | KEMA/KEUR<br>DEKRA Certification B.V. | EN 60998                 | 71-113253   |

**UL-Approvals**


| Logo   | Approval                             | Additional Approval Text | Certificate name |
|--|--------------------------------------|--------------------------|------------------|
|  | UL<br>Underwriters Laboratories Inc. | UL 486C                  | E69654           |

**Optional accessories****Mounting**

## Mounting accessories


|  |   |  |
|--|---|--|
|  | <b>Item no.: 221-2504</b><br>Mounting carrier with strain relief; 4-way; for inline splicing connector with lever; for screw mounting; gray         | <a href="http://www.wago.com/221-2504">www.wago.com/221-2504</a> |
|  | <b>Item no.: 221-2512</b><br>Mounting carrier with strain relief; 2-way; for inline splicing connector with lever; with snap-in mounting foot; gray | <a href="http://www.wago.com/221-2512">www.wago.com/221-2512</a> |
|  | <b>Item no.: 221-2505</b><br>Mounting carrier with strain relief; 5-way; for inline splicing connector with lever; for screw mounting; gray         | <a href="http://www.wago.com/221-2505">www.wago.com/221-2505</a> |
|  | <b>Item no.: 221-2511</b><br>Mounting carrier with strain relief; 1-way; for inline splicing connector with lever; with snap-in mounting foot; gray | <a href="http://www.wago.com/221-2511">www.wago.com/221-2511</a> |
|  | <b>Item no.: 221-2513</b><br>Mounting carrier with strain relief; 3-way; for inline splicing connector with lever; with snap-in mounting foot; gray | <a href="http://www.wago.com/221-2513">www.wago.com/221-2513</a> |

Subject to changes. Please also observe the further product documentation!




**Item no.: 221-2514**  
Mounting carrier with strain relief; 4-way; for inline splicing connector with lever; with snap-in mounting foot; gray [www.wago.com/221-2514](http://www.wago.com/221-2514)

---



**Item no.: 221-2515**  
Mounting carrier with strain relief; 5-way; for inline splicing connector with lever; with snap-in mounting foot; gray [www.wago.com/221-2515](http://www.wago.com/221-2515)

---




**Item no.: 221-2521**  
Mounting carrier; 1-way; for inline splicing connector with lever; for screw mounting; gray [www.wago.com/221-2521](http://www.wago.com/221-2521)

---




**Item no.: 221-2522**  
Mounting carrier; 2-way; for inline splicing connector with lever; for screw mounting; gray [www.wago.com/221-2522](http://www.wago.com/221-2522)

---




**Item no.: 221-2523**  
Mounting carrier; 3-way; for inline splicing connector with lever; for screw mounting; gray [www.wago.com/221-2523](http://www.wago.com/221-2523)

---




**Item no.: 221-2524**  
Mounting carrier; 4-way; for inline splicing connector with lever; for screw mounting; gray [www.wago.com/221-2524](http://www.wago.com/221-2524)

---




**Item no.: 221-2525**  
Mounting carrier; 5-way; for inline splicing connector with lever; for screw mounting; gray [www.wago.com/221-2525](http://www.wago.com/221-2525)

---




**Item no.: 221-2531**  
Mounting carrier; 1-way; for inline splicing connector with lever; with snap-in mounting foot; gray [www.wago.com/221-2531](http://www.wago.com/221-2531)

---



**Item no.: 221-2532**  
Mounting carrier; 2-way; for inline splicing connector with lever; with snap-in mounting foot; gray [www.wago.com/221-2532](http://www.wago.com/221-2532)






---



**Item no.: 221-2534**  
Mounting carrier; 4-way; for inline splicing connector with lever; with snap-in mounting foot; gray [www.wago.com/221-2534](http://www.wago.com/221-2534)

---

Subject to changes. Please also observe the further product documentation!

|   |   |  |
|---|---|--|
|  | <b>Item no.: 221-2533</b><br>Mounting carrier; 3-way; for inline splicing connector with lever; with snap-in mounting foot; gray            | <a href="http://www.wago.com/221-2533">www.wago.com/221-2533</a> |
|  | <b>Item no.: 221-2535</b><br>Mounting carrier; 5-way; for inline splicing connector with lever; with snap-in mounting foot; gray            | <a href="http://www.wago.com/221-2535">www.wago.com/221-2535</a> |
|  | <b>Item no.: 221-2502</b><br>Mounting carrier with strain relief; 2-way; for inline splicing connector with lever; for screw mounting; gray | <a href="http://www.wago.com/221-2502">www.wago.com/221-2502</a> |
|  | <b>Item no.: 221-2501</b><br>Mounting carrier with strain relief; 1-way; for inline splicing connector with lever; for screw mounting; gray | <a href="http://www.wago.com/221-2501">www.wago.com/221-2501</a> |
|   | <b>Item no.: 221-2503</b><br>Mounting carrier with strain relief; 3-way; for inline splicing connector with lever; for screw mounting; gray | <a href="http://www.wago.com/221-2503">www.wago.com/221-2503</a> |

## Downloads

### Documentation

#### Additional Information

|                        |               |          |
|------------------------|---------------|----------|
| Technical explanations | pdf<br>2.2 MB | Download |
|------------------------|---------------|----------|

## CAD/CAE-Data

### CAD data

|                       |     |          |
|-----------------------|-----|----------|
| 2D/3D Models 221-2401 | URL | Download |
|-----------------------|-----|----------|

### CAE data

|                       |     |          |
|-----------------------|-----|----------|
| ZUKEN Portal 221-2401 | URL | Download |
|-----------------------|-----|----------|

## Environmental Product Compliance

### Compliance Search


|   |     |          |
|---|-----|----------|
| Environmental Product Compliance 221-2401 | URL | Download |
|---|-----|----------|

Subject to changes. Please also observe the further product documentation!

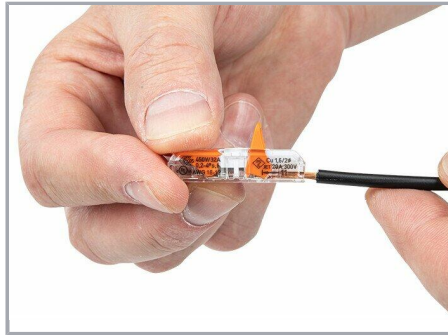
Inline splicing connector with lever; for all conductor types; 12 AWG (max.); 2-conductor; transparent housing; white cover; Surrounding air temperature: max 85°C (T85); 4,00 mm<sup>2</sup>; transparent

## Installation Notes

### Conductor termination




Push up the lever to open the clamping unit and insert the conductor.




Push the lever back down.

### Installation




Place the inline splicing connector on the carrier in front of the mounting position.




Push the connector to the center position until it snaps into place.

### Application


Subject to changes. Please also observe the further product documentation!



Perfect for test setups



Simple extension of lines



Lighting connection in suspended ceilings



Multi-pole, fixed lighting fixture wiring

Subject to changes. Please also observe the further product documentation!