

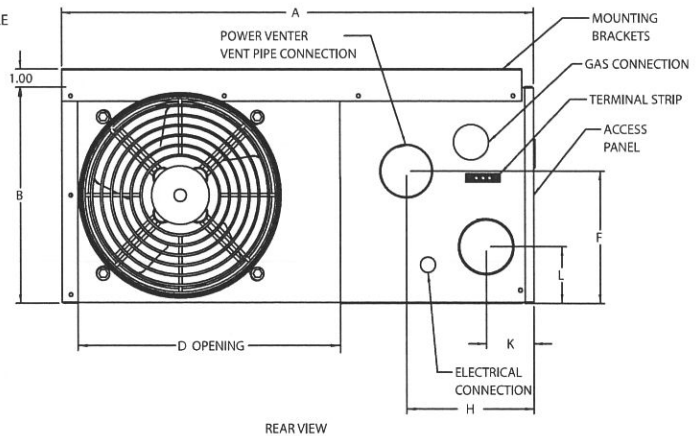
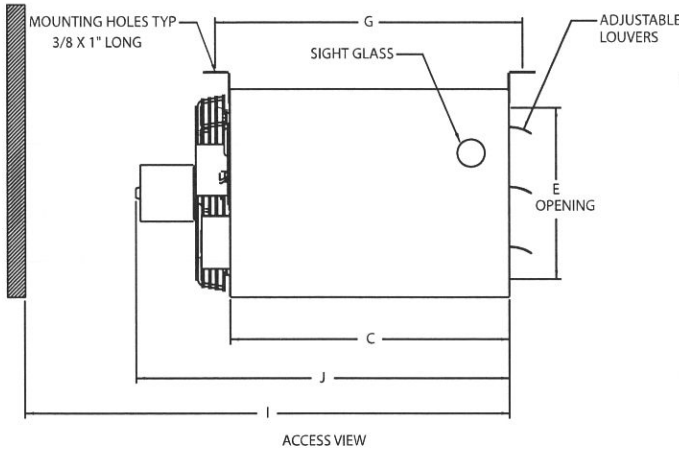


Certified for Residential and Commercial Use

SUBMITTAL DATA

separated combustion gas-fired unit heaters

model HDS



Performance

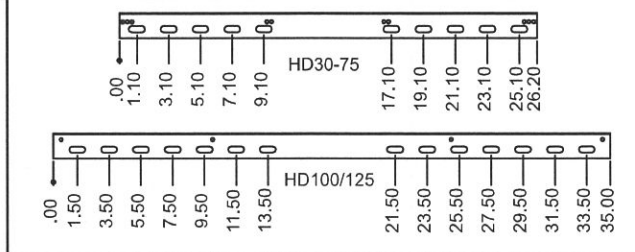
Models	HDS30	HDS45	HDS60	HDS75	HDS100	HDS125	
Btu/Hr Input	30,000	45,000	60,000	75,000	100,000	125,000	
Btu/Hr Output	24,000	36,000	48,000	60,000	80,000	100,000	
Entering Airflow (CFM)	505	720	990	1,160	1,490	1,980	
Outlet Velocity	523	749	653	769	565	747	
Air Temp. Rise (°F)	44	46	45	48	50	47	
Mounting Height (Max ft.)	10	10	12	14	12	16	
Heat Throw (ft.)	25	27	36	38	42	56	
Motor Data	Horsepower	1/15	1/15	1/12	1/12	1/12	1/8
	RPM	1,550	1,550	1,625	1,625	1,050	1,550
	Type	S.P.	S.P.	P.S.C.	P.S.C.	S.P.	P.S.C.
	Amps	2.4	2.4	1.2	1.2	2.7	2.2
Unit Total Amps	3.7	3.7	2.5	2.5	4.7	4.2	
Vent Connector Size (in.)	3	3	4	4	4	4	

Dimensions (inches)

Models	HDS30	HDS45	HDS60	HDS75	HDS100/125
A	26.8	26.8	26.8	26.8	35.5
B	12.2	12.2	18.0	18.0	20.5
C	16.5	16.5	16.5	16.5	22.0
D	14.9	14.9	14.9	14.9	22.5
E	10.1	10.1	15.9	15.9	18.4
F	7.25	7.25	10.75	10.75	14.0
G	18.5	18.5	18.5	18.5	24.0
H	7.6	7.6	7.835	7.835	8.4
Gas Connection	1/2	1/2	1/2	1/2	1/2
I	34.5	34.5	34.5	34.5	43.0
J	22	22	25	25	31.0
K	2.74	2.74	3.15	3.15	3.87
L	3.19	3.19	5.55	5.55	10.73
Fan Diameter	10	10	14	14	18.0
Approx. Shipping Weight (lbs.)	55	60	80	85	125

Mounting

1" - angle, mounting brackets are slotted to accommodate joists on 16" or 24" centerlines.



Clearances

Unit Side	Clearance To Combustible Materials	Recommended Service Clearance
Top and Bottom	1"	1"
Access Side	1"	18"
Non-Access Side	1"	1"
Rear	18"	18"
Vent Connector	4"	4"

Control Options

Control Description	Control Code No.	Service Voltage	Thermostat Voltage	Type of Gas	Model Size
Single-Stage, Direct Spark Ignition, 100% Shut-Off with Continuous Retry - Utilizes a single-stage combination gas control with ignition control. Gas is lit with a direct spark igniter on call for heat.	11	115V	24V	natural	30-125
	21	115V	24V	propane	30-125
Two-Stage, Direct Spark Ignition, 100% Shut-Off with Continuous Retry - Utilizes a two-stage combination gas control with built-in ignition control. Firing rate is 100% and 50% of full rated input. Gas is lit with a direct spark igniter on call for heat. ③	12	115V	24V	natural	75-125
	22	115V	24V	propane	75-125