

## Mogul Pulling Elbow/Service Entrance Bodies

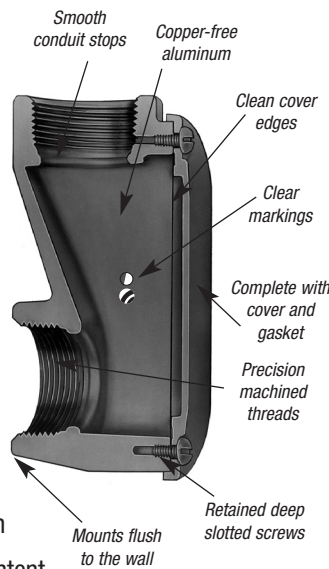
### Mogul Pulling Elbow/Service Entrance Bodies

#### Applications

- Raintight junction for bringing electrical service into a location
- Accessible wiring chamber provides a convenient location to pull conductors and make splices

#### Features/Benefits

- Copper-free\* aluminum provides increased corrosion resistance
- Precision cast and machined surfaces permit safer wire pulling
- Clean cover edges provide good gasket sealing
- Precision NPT threaded hubs enable trouble-free field installation for rigid and IMC conduit
- Retained deep slotted stainless steel cover screws for faster installation
- Clear UL, CSA and cubic content markings speed approval by inspectors



#### Standard Materials


- Service Entrance Bodies: Die cast aluminum alloy A360 with less than .004 copper content (copper-free)
- Covers ½" and ¾": Stamped aluminum alloy, and stainless steel screws
- Covers 1" through 4": Die cast aluminum alloy A360 with less than .004 copper content (copper-free), and stainless steel screws
- Gaskets: Composition

#### Standard Finish

- Powder Coated Gray

#### Compliances

- UL® Listed
- CSA Certified
- Federal Spec. W-C-586
- NEC Article 370-5 and 370-28



ASLB-XL



ASLB

#### Sample Specifications

- Service Entrance Fittings shall be die cast copper-free\* aluminum alloy A360. All conduit stops shall be free of rough edges. Service Entrance Fittings shall be finished with aluminum lacquer. Service Entrance Fittings shall be Red•Dot® Catalog No. \_\_\_\_\_

\*Less than .004 copper content


### Bodies with Covers and Gaskets

Spacious, accessible wiring chamber for pulling conductors, making splices and bringing electrical service into a location

- Dome cover — extra bending room
- Deep slotted stainless steel cover screws
- "I" beam construction adds strength
- Smooth throats for easy wire pulling
- Extra wiring room
- Meets NEC Article 370-28
- Ultra-high pressure die cast aluminum
- UL Listed, CSA Certified
- Copper-free aluminum, less than .004 copper content




MALB-6



CAT. NO.	HUB SIZE	COVER ONLY
MALB-3	1"	MALB34CV
MALB-4	1¼"	MALB34CV
MALB-5	1½"	MALB-56CV
MALB-6	2"	MALB-56CV
MALB-7	2½"	MALB-78CV
MALB-8	3"	MALB-78CV
MALB-9	3½"	MALB-90CV
MALB-10	4"	MALB-90CV

### Composition Gasket



CAT. NO.	HUB SIZE
MGKV-4	1 or 1¼"
MGKV-5	1½" or 2"
MGKV-6	2½" or 3"
MGKV-7	3½" or 4"

## Mogul Pulling Elbow/Service Entrance Bodies

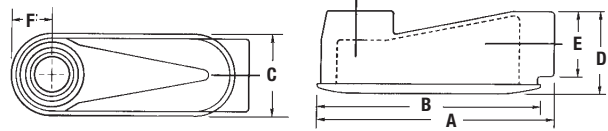
### 1/2"-2" Bodies with Covers and Gaskets

Accessible junctions for bringing electrical service into a location.

- Mounts flush to wall
- Standard and extra-long configurations
- Retained deep slotted stainless steel cover screws
- Smooth throats for easy wire pulling
- Ultra-high pressure die cast aluminum
- Meets NEC Article 370-28
- UL® listed, CSA Certified
- Copper-free aluminum, less than .004 copper content



### ASLB and ASLB-XL



ASLB & ASLB-XL

SIZE	A	B	C	D	E	F	CI
<b>ASLB</b>							
1/2"	3 1/16	2 3/4	1 1/4	1 1/16	1 1/8	1 1/16	2.0
3/4"	3 15/16	3 1/4	1 1/2	1 3/4	1 3/8	3/4	3.0
1"	4 1/4	3 3/8	1 3/4	2 1/16	1 3/4	1 1/16	5.5
1 1/4"	5 1/2	5 1/4	2 3/8	3	2 3/16	1 1/4	13.0
1 1/2"	6 1/4	6	2 7/16	3 3/4	2 7/16	1 1/2	18.8
2"	6 3/4	6 1/2	3 3/8	4	2 7/8	1 5/8	38.8
<b>ASLB-XL</b>							
1 1/4"	8	7 1/2	2 1/2	2 3/4	2 7/32	1 5/16	24.5
2"	9 15/16	9 3/4	3 3/8	3 3/4	2 15/16	1 5/8	58.0

CAT. NO.	HUB SIZE	COVER ONLY
ASLB-1	1/2"	ASLB1CV
ASLB-2	3/4"	ASLB2CV
ASLB-3	1"	ASLB3CV
ASLB-4	1 1/4"	ASLB4CV
ASLB-5	1 1/2"	ASLB5CV
ASLB-6	2"	ASLB6CV

### D-PAK® \*

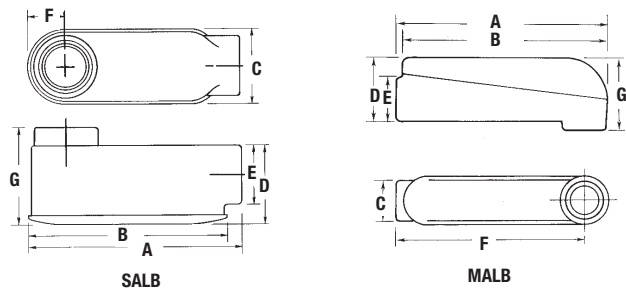
CAT. NO.	HUB SIZE
DASLB-1	1/2"
DASLB-2	3/4"
DASLB-3	1"

### 2 1/2"-4" Bodies with Covers and Gaskets



CAT. NO.	HUB SIZE
SALB-7	2 1/2"
SALB-8	3"
SALB-9	3 1/2"
SALB-10	4"

### SALB and MALB



SIZE	A	B	C	D	E	F	G	CI
<b>SALB</b>								
2 1/2"	13	12 3/4	4 13/16	4 1/2	3 3/8	2 1/4	5 7/8	190
3"	13	12 3/4	4 1/2	5 1/4	4 1/8	2 1/16	6 1/16	190
3 1/2"	16 1/2	15 3/4	5 1/2	6 1/4	5 1/8	2 3/4	7 7/16	366
4"	16 1/2	15 3/4	5 1/2	6 1/4	5 1/8	2 3/4	7 7/16	366
<b>MALB</b>								
1"	9 9/8	9 1/16	2 1/2	2 1/4	2 1/16	8 1/2	3 3/8	40
1 1/4"	9 3/4	9 1/16	2 1/2	2 3/4	2 1/16	8 1/2	3 3/8	40
1 1/2"	14 17/32	14 1/4	2 3/4	4	2 13/16	13	5 5/32	128
2"	14 17/32	14 1/4	2 3/4	4	2 13/16	13	5 5/32	128
2 1/2"	21 17/32	21 19/32	4 1/2	5 3/8	4 1/8	18	7 23/32	398
3"	21 17/32	21 19/32	4 1/2	5 3/8	4 1/8	18	7 23/32	398
3 1/2"	28 3/8	28 7/32	5 1/2	6 1/2	5 1/8	24	9 23/32	766.7
4"	28 3/8	28 7/32	5 1/2	6 1/2	5 1/8	24	9 23/32	766.7

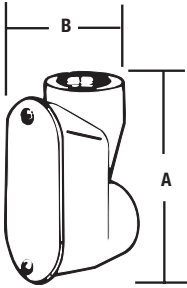
### Extra Long Bodies with Covers and Gaskets

CAT. NO.	HUB SIZE	COVER ONLY
ASLB-XL4	1 1/4"	ASLBXL4CV*
ASLB-XL6	2"	ASLBXL6CV*

NOTE: Raintight when used with appropriate Red•Dot® covers.

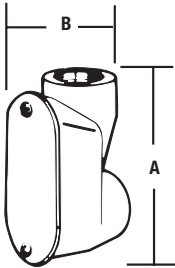
\* Cover only.

### Service Entrance Fittings



CAT. NO.	TRADE SIZE	A	B	STD. CTN.
ASLB-1	1/2"	3 1/16"	1 1/16"	50
ASLB-2	3/4"	3 9/16"	1 3/4"	50
ASLB-3	1"	4 1/4"	2 5/16"	25
ASLB-4	1 1/4"	5 1/2"	3"	10
ASLB-5	1 1/2"	6 1/4"	3 1/4"	10
ASLB-6	2"	6 3/4"	4"	5
DASLB-1	1/2"	3 1/16"	1 1/16"	24
DASLB-2	3/4"	3 9/16"	1 3/4"	20
DASLB-3	1"	4 1/4"	2 5/16"	8

### Service Entrance Fittings — Standard 2 1/2"–4"



TYPE LB

CAT. NO.	TRADE SIZE	A	B	STD. CTN.
SALB-7	2 1/2"	3 1/16"	1 1/16"	50
SALB-8	3"	3 9/16"	1 3/4"	50
SALB-9	3 1/2"	4 1/4"	2 5/16"	25
SALB-10	4"	5 1/2"	3"	10