



Main

Marketing Trade Name	QO
Product	Load Center
Enclosure type	Weatherproof enclosure
Cover type	Surface cover

Complementary

Tightening torque	Main lugs 50 lb.in, AWG 8, aluminium/copper Main lugs 50 lb.in, AWG 6...AWG 1/0, aluminium/copper
Load Center Type	Main lugs
Line Rated Current	100 A
Number of spaces	6
Max Short Circuit Current Rating	10 kA
Maximum Number of Single Pole Circuits	12
Maximum Number of Tandem Breakers	6
Number of Phases	1 phase
Voltage Rating	120/240 V AC
Wire Size	AWG 8...AWG 1 aluminium/copper
Electrical Connection	Lugs
Grounding Bar	Grounding bar (ordered separately)
Electrical connection	Lugs
Wiring configuration	3-wire
Busbar Material	Tin plated aluminium busbar
Enclosure Material	Welded galvanized steel
Cover Finish	Baked enamel Gray
Box number	2R
Maximum Height	12.64 in (321 mm)
Maximum Width	8.90 in (226 mm)

Environment

Enclosure Rating	NEMA 3R outdoor
Ambient air temperature for operation	23 °F (-5 °C) 104 °F (40 °C)
Product certifications	UL Listed

Ordering and shipping details

Category	00101 - QO 1PH LC,2-8CKT,NEMA 1,3R
Discount Schedule	DE3A
GTIN	00785901785590
Nbr. of units in pkg.	1
Package weight(Lbs)	9.65 lb(US) (4.38 kg)

Returnability	Yes
Country of origin	MX

Packing Units

Unit Type of Package 1	PCE
Package 1 Height	4.90 in (12.446 cm)
Package 1 width	10.30 in (26.162 cm)
Package 1 Length	14.20 in (36.068 cm)
Unit Type of Package 2	PAL
Number of Units in Package 2	80
Package 2 Weight	822.00 lb(US) (372.853 kg)
Package 2 Height	33.00 in (83.82 cm)
Package 2 width	40.00 in (101.6 cm)
Package 2 Length	48.00 in (121.92 cm)

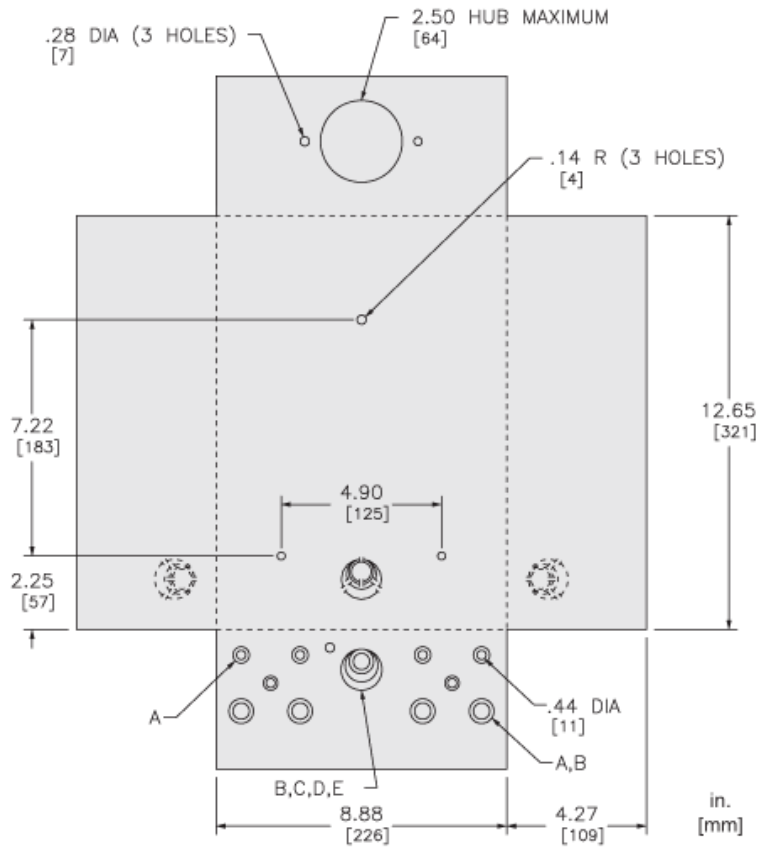
Offer Sustainability

Sustainable offer status	Green Premium product
REACH Regulation	REACH Declaration
REACH free of SVHC	Yes
EU RoHS Directive	Compliant EU RoHS Declaration
Toxic heavy metal free	Yes
Mercury free	Yes
RoHS exemption information	Yes
China RoHS Regulation	China RoHS Declaration
Environmental Disclosure	Product Environmental Profile

Contractual warranty

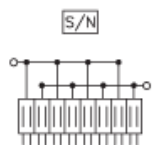
Warranty	18 months
----------	-----------

Approximate Dimensions

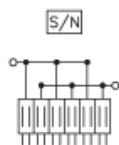


KNOCKOUTS					
SYMBOL	A	B	C	D	E
IN	.50	.75	1.00	1.25	1.50
MM	13	19	25	32	38

Connections and Wiring Diagrams



QO816L100RB
QO816L100RBCU



QO612L100RB
QO612L100RBCU