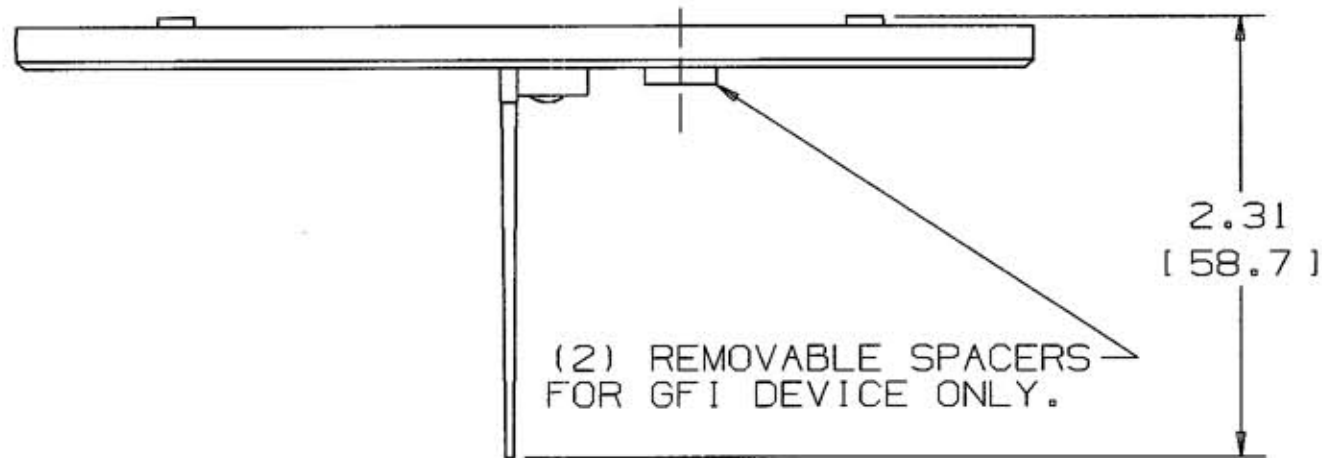
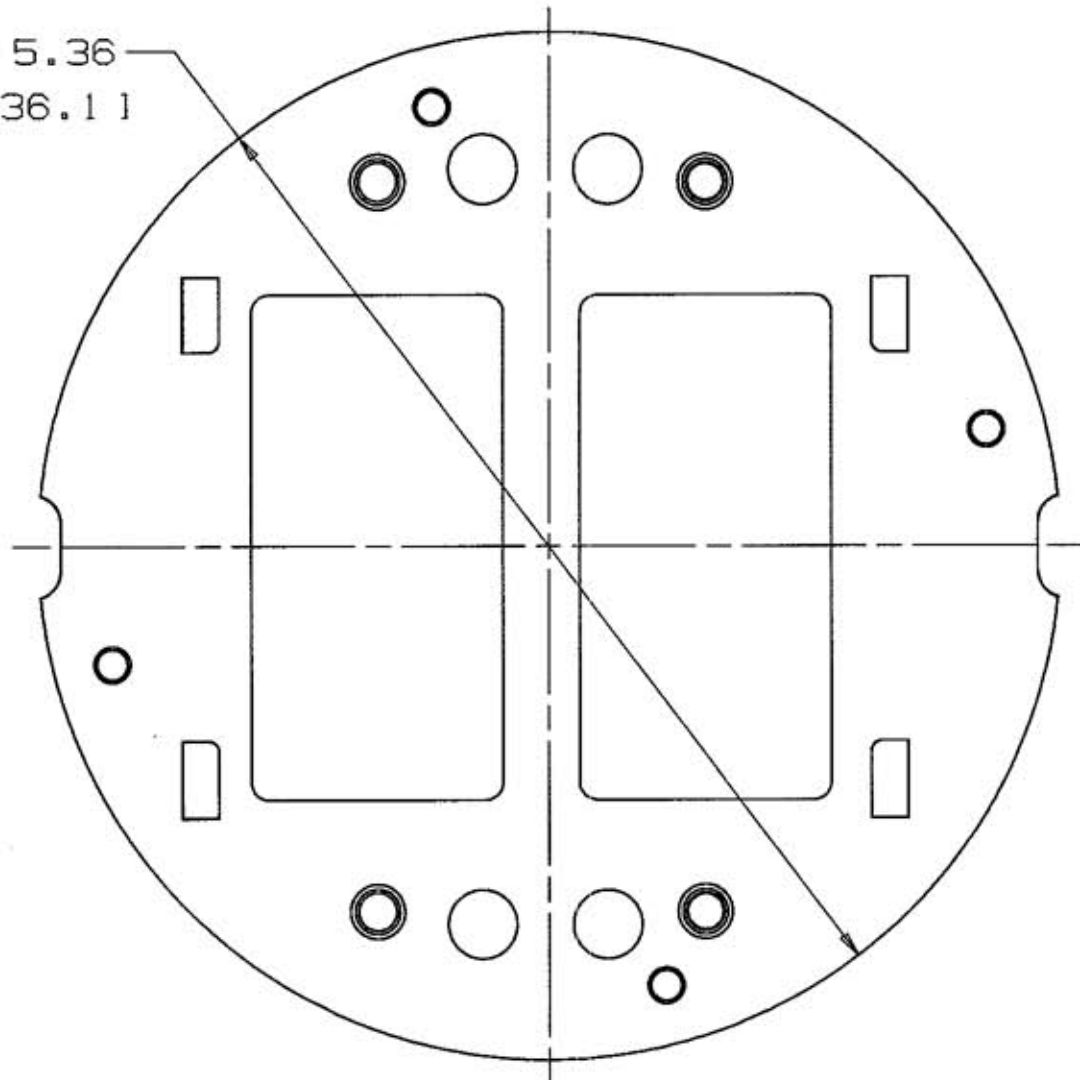


M-9524

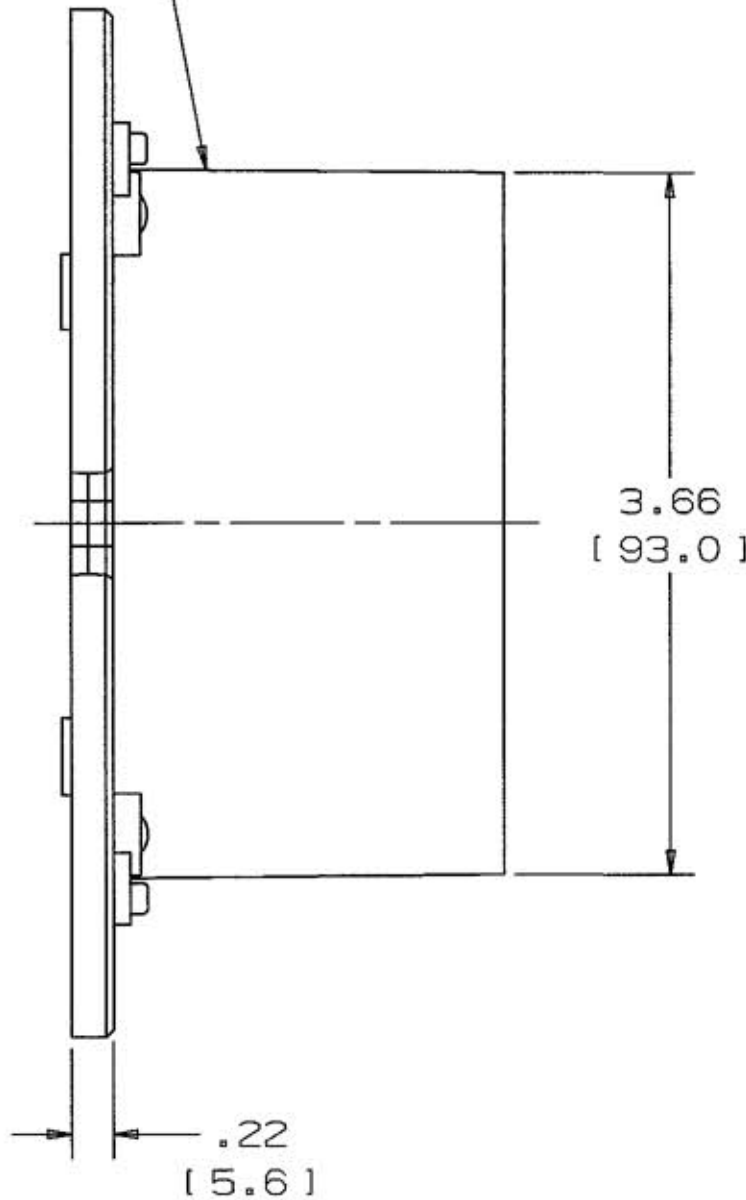
4

Ø 5.36  
[ 136.1 ]



2.31  
[ 58.7 ]

LOW VOLTAGE DIVIDER



3.66  
[ 93.0 ]

.22  
[ 5.6 ]

DIMENSIONS IN INCHES [ MM ]

LIST OF PARTS

DESCRIPTION	MATERIAL	FINISH
SUB PLATE STYL/GF1	CAST ALUM.	BLACK
(2) SPACER	ALUMINUM	
DIVIDER, SUB PLATE	THERMOPLASTIC	GRAY

SYM	REVISIONS	APP	DATE
4	DELETED EXTENSION & NOTE PER DCN 14231 MSS	SM	10-16-07
3	ADDED DIVIDER EXTENSION & NOTE DIVIDER EXTENSION TO MAINTAIN PROPER POWER/DATA SEPARATION, IF REQUIRED PER DCN 14137 MSS	TLS	8-14-07
2	ADDED 'REMOVABLE' TO (2) SPACERS FOR GF1 NOTE, ADDED LOW VOLTAGE DIVIDER NOTE, REVISED TITLE BLOCK FOR SYSTEM ONE PER DCN 12261 TLS	TLS	3-8-05
1	DCN11999 INITIAL RELEASE	TLS	11-8-04

THE DESIGN AND DIMENSIONS OF THE PRODUCT SHOWN ON THIS DRAWING ARE SUBJECT TO CHANGE WITHOUT NOTICE

TITLE  
SYSTEM ONE  
STYL/INE/GF1  
SUB PLATE ASSY

TOLERANCES UNLESS OTHERWISE SPECIFIED FRACTIONS ± 1/64 DECIMALS ± .005 ANGLES ± 2°	WIRING DEVICE-KELLEMS HUBBELL INCORPORATED BRIDGEPORT, CT	
	DR. BY PAC	APP. BY TLS
	TR. BY	SCALE NONE
	CHK'D BY TLS	DATE 9-21-04

DIMENSION SHEET FOR CAT. NO. S1SP2  
 REPAIRABLE  NON-REPAIRABLE   
 B M-9524 4