

Product data sheet

Characteristics

QO116M100P

Load center, QO, 1 phase, 16 spaces, 24 circuits, 100A convertible main breaker, NEMA1, UL



Main

Marketing Trade Name	QO
Product Type	Load Center

Complementary

Tightening Torque	Cover 20 lb.in
Load Center Type	Main breaker
Rated Current	100 A
Number of Spaces	16
Max Short Circuit Current Rating	22 kA
Maximum Number of Single Pole Circuits	24
Maximum Number of Tandem Breakers	8
Number of Phases	1 phase
Ground Bar	Grounding bar (ordered separately)
Box Number	6
Height	17.92 in (455.17 mm)
Width	14.25 in (361.95 mm)
Depth	3.75 in (95.25 mm)

Environment




Enclosure Rating	NEMA 1 indoor
Ambient Air Temperature for Operation	23 °F (-5 °C) 104 °F (40 °C)
Product Certifications	UL Listed

Ordering and shipping details

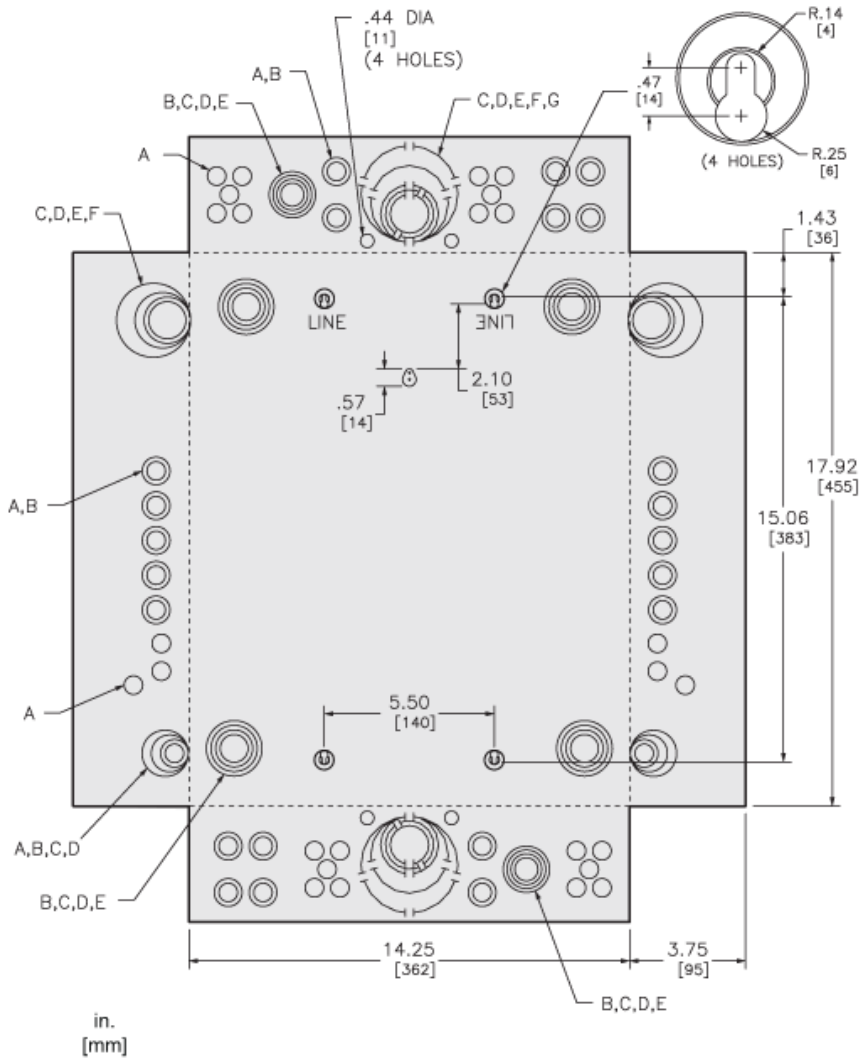
Category	10001 - QO PON 1PH LC,12-60 CKT, MB N1
Discount Schedule	DE3A
GTIN	00785901604921
Nbr. of units in pkg.	1
Package weight(Lbs)	1 lb(US) (0.45 kg)
Returnability	Yes
Country of origin	US

The information provided in this documentation contains general descriptions and/or technical characteristics of the performance of the products contained herein. This documentation is not intended as a substitute for and is not to be used for determining suitability or reliability of these products for specific user applications. It is the duty of any such user or integrator to perform the appropriate and complete risk analysis, evaluation and testing of the products with respect to the relevant specific application or use thereof. Neither Schneider Electric Industries SAS nor any of its affiliates or subsidiaries shall be responsible or liable for misuse of the information contained herein.

Offer Sustainability

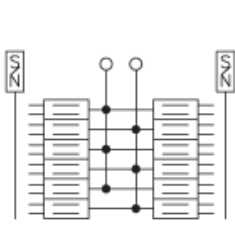
EU RoHS Directive	Compliant  EU RoHS Declaration
Toxic heavy metal free	Yes
Mercury free	Yes
RoHS exemption information	 Yes
China RoHS Regulation	 China RoHS Declaration

Approximate Dimensions

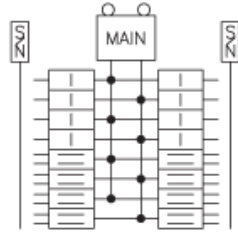


KNOCKOUTS							
SYMBOL	A	B	C	D	E	F	G
IN	.50	.75	1.00	1.25	1.50	2.00	2.50
MM	13	19	25	32	38	51	64

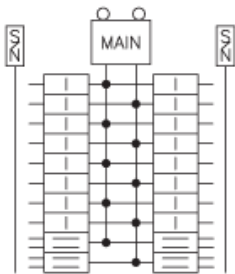
Connections and Wiring Diagrams



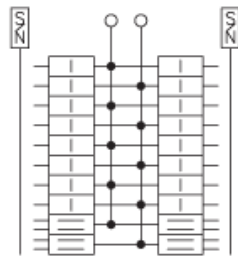
QO112L125PG
QO112L125PGC



QO116M100P
QO116M100PC



QO120M100P
QO120M100PC



QO120L125PG
QO120L125PGC