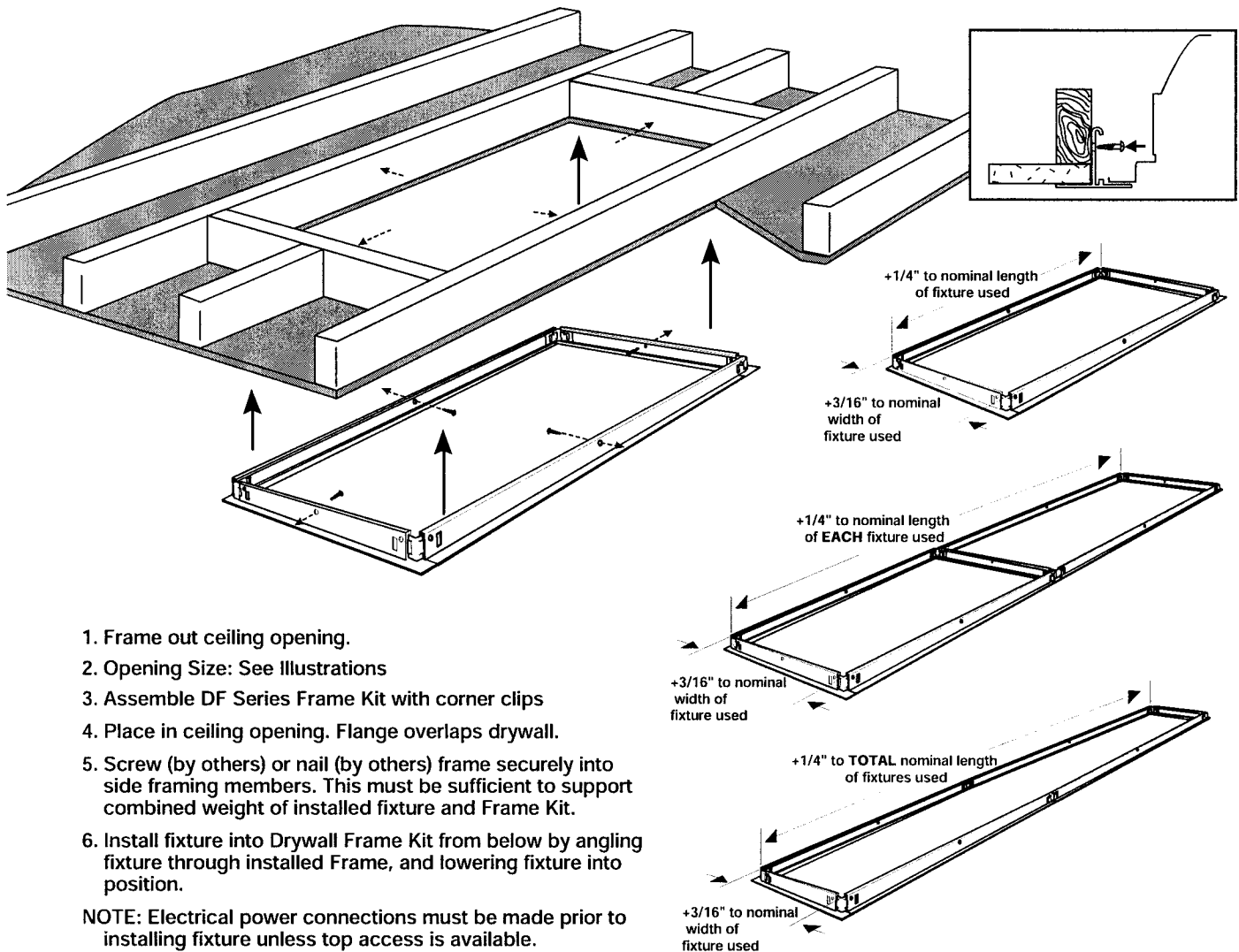


DF Series Frame Kit

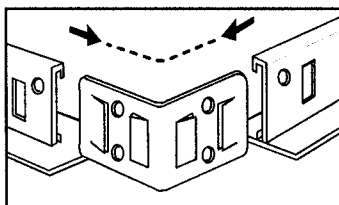
Drywall Mounting Instructions for Standard Recessed Luminaire Installation with Nails or Screws.



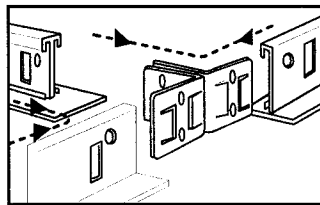
1. Frame out ceiling opening.
2. Opening Size: See Illustrations
3. Assemble DF Series Frame Kit with corner clips
4. Place in ceiling opening. Flange overlaps drywall.
5. Screw (by others) or nail (by others) frame securely into side framing members. This must be sufficient to support combined weight of installed fixture and Frame Kit.
6. Install fixture into Drywall Frame Kit from below by angling fixture through installed Frame, and lowering fixture into position.

NOTE: Electrical power connections must be made prior to installing fixture unless top access is available.

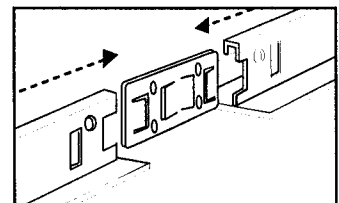
DF Series Drywall Frame Kit Assembly Instructions



DF Series
Individual Unit Assembly



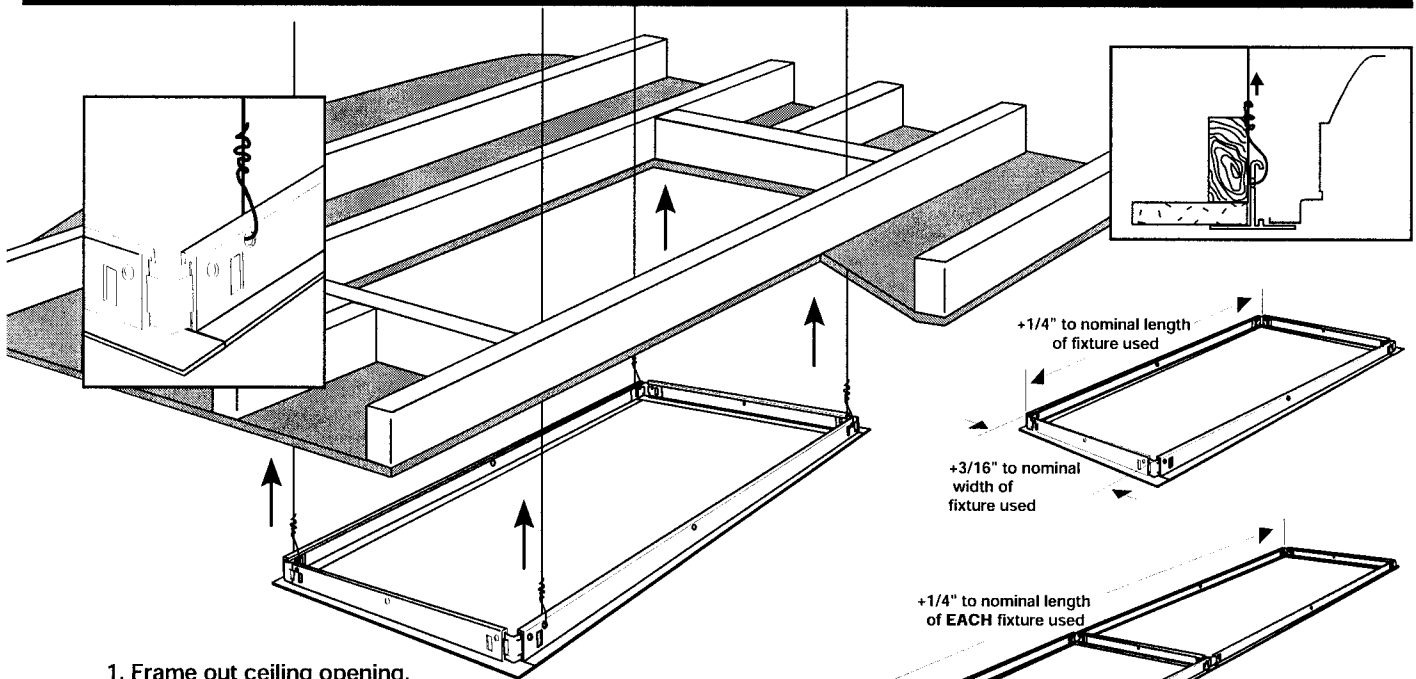
DFR Series
Individual Row Mount With
Center Mullion Assembly



DF C Series
Un-interrupted
Continuous Row Assembly
(RCC & Concept 2 Continuous
Row Series Only)

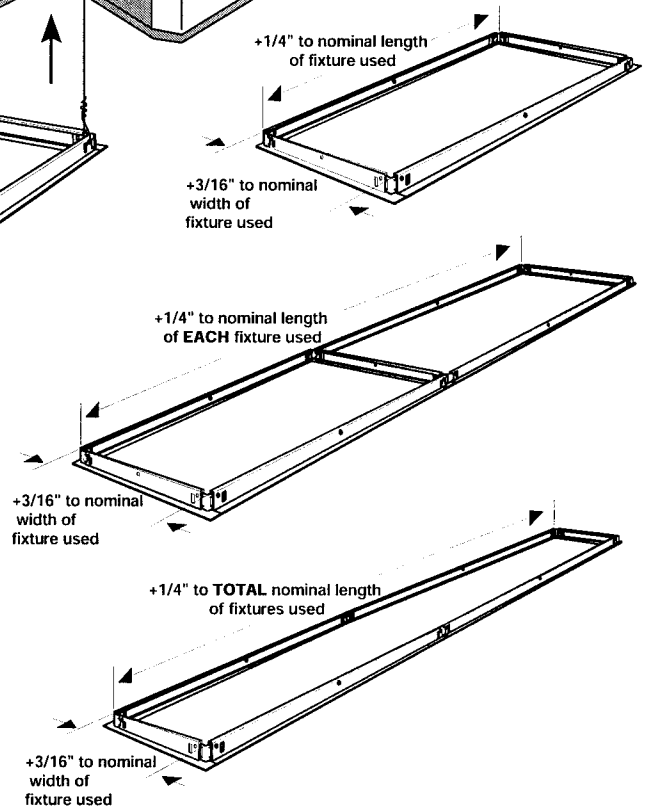
DF Series Frame Kit

Drywall Mounting Instructions for Standard Recessed Luminaire Installation with Wire Hangers

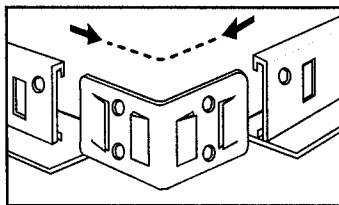


1. Frame out ceiling opening. Attach Wire Hangers to deck structure above ceiling opening
2. Opening Size: See Illustrations
3. Assemble DF Series Frame Kit with corner clips
4. Place in ceiling opening. Flange overlaps drywall.
5. Attach suspension wire hangers to holes in frame securely. Ensure frame is snug to ceiling. This must be sufficient to support combined weight of installed fixture and Frame Kit.
6. Install fixture into Drywall Frame Kit from below by angling fixture through installed Frame, and lowering fixture into position.

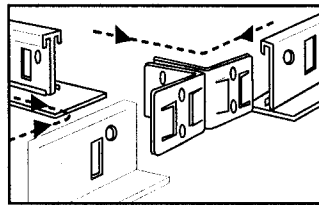
NOTE: Electrical power connections must be made prior to installing fixture unless top access is available.



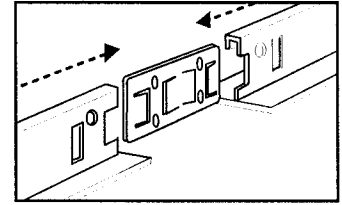
DF Series Drywall Frame Kit Assembly Instructions



DF Series
Individual Unit Assembly



DFR Series
Individual Row Mount With
Center Mullion Assembly



DFC Series
Un-interrupted
Continuous Row Assembly
(RCC & Concept 2 Continuous
Row Series Only)