

# Beam Clamps, Straps, Clamps and Clamp Backs for Rigid Metal Conduit or IMC

## Applications

- Beam clamp: provides support for conduit hanging systems.
- Two-Hole Straps: used to support rigid metal conduit and IMC.
- Clamp Backs: provide spacing from mounting surface when used with pipe clamps.

## Material/Finish


- Beam clamps: malleable iron/hot dip galvanized
- Straps: steel/zinc electroplate

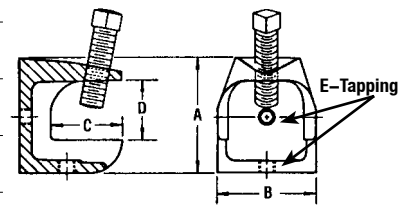
## Certifications and Compliances


- CSA Standard: C22.2 No. 18.4
- CSA Certified: 065178

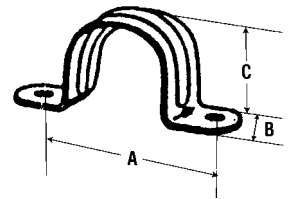
## Options

- PVC coating available on select clamps. Add suffix **-PVC** to catalog number.

Catalog Number	Dimensions in Inches/Millimeters					Weight Lbs./Kgs. Per 100
	A	B	C	D	E	
<b>Beam Clamps — Malleable Iron — Hot Dipped Galvanized</b>						
 <b>BH-500</b> †	1.63/41.4	1.00/25.4	0.88/22.4	0.94/23.9	0.25/6.4 – 20.00/508.0	22.00/9.98
<b>BH-500-10</b>	1.63/41.4	1.00/25.4	0.88/22.4	0.94/23.9	10.00/254.0 – 24.00/609.6	21.5/9.75
<b>BH-501</b> †	1.81/46.0	1.50/38.1	1.13/28.7	0.94/23.9	0.31/7.9 – 18.00/457.2	45.00/20.41
<b>BH-502</b> †	2.06/52.3	2.00/50.8	1.38/35.1	1.00/25.4	0.38/9.7 – 16.00/406.4	83.00/37.65
<b>BH-503</b> †	2.25/57.2	2.63/66.8	1.69/42.9	1.13/28.7	0.50/12.7 – 13.00/330.2	152.00/68.95



Catalog Number	Trade Size (Inches)	Dimensions in Inches/Millimeters				Hole Diameter	Weight Lbs./Kgs. Per 100
		A	B	C			
<b>2-Hole Straps — Steel/Zinc Electroplate</b>							
	<b>CF-250</b>	1/4	1.25/31.8	0.63/16.0	0.63/16.0	0.19/4.8	1.60/0.73
	<b>CF-375</b>	3/8	1.50/38.1	0.63/16.0	0.75/19.1	0.19/4.8	1.20/0.54
	<b>CF-500</b>	1/2	1.59/40.4	0.63/16.0	0.91/23.1	0.19/4.8	1.40/0.64
	<b>CF-750</b>	3/4	2.09/53.1	0.63/16.0	1.06/26.9	0.19/4.8	1.60/0.73
	<b>CF-100</b>	1	2.44/62.0	0.75/19.1	1.38/35.1	0.19/4.8	3.50/1.59
	<b>CF-125</b>	1-1/4	2.66/67.6	0.75/19.1	1.75/44.5	0.25/6.3	4.00/1.81
	<b>CF-150</b>	1-1/2	3.59/91.2	1.00/25.4	2.00/50.8	0.25/6.3	9.00/4.08
	<b>CF-200</b>	2	4.06/103.1	1.25/31.8	2.50/63.5	0.25/6.3	12.00/5.44
	<b>CF-250H</b>	2-1/2	4.38/111.3	1.00/25.4	2.81/71.4	0.27/6.9	5.70/2.59
	<b>CF-300H</b>	3	5.00/127.0	1.00/25.4	3.38/85.9	0.27/6.9	8.00/3.63
	<b>CF-350H</b>	3-1/2	6.25/158.8	1.00/25.4	3.88/98.6	0.33/8.4	8.70/3.95
	<b>CF-400H</b>	4	7.00/177.8	1.25/31.8	4.38/111.3	0.28/7.1	9.40/4.26



† PVC coating available on select clamps. Add suffix **-PVC** to catalog number.