

# XB5AD33

Harmony, 22mm Push Button, 3 position selector switch, black, maintained, 2 NO, marked HAND OFF AUTO



## Main

|                               |  |
|-------------------------------|--|
| Range of product              | Harmony XB5  |
| Product or component type     | Selector switch  |
| Device short name             | XB5  |
| Bezel material                | Dark grey plastic  |
| Head type                     | Standard   |
| Mounting diameter             | 0.87 in (22 mm)  |
| Sale per indivisible quantity | 1  |
| Shape of signaling unit head  | Round  |
| Type of operator              | Stay put   |
| Operator profile              | Black standard handle  |
| Operator position information | 3 positions +/- 45°  |
| Contacts type and composition | 2 NO   |
| Contact operation             | Slow-break   |
| Connections - terminals       | Screw clamp terminals, <= 2 x 1.5 mm <sup>2</sup> with cable end EN/IEC 60947-1<br>Screw clamp terminals, >= 1 x 0.22 mm <sup>2</sup> without cable end EN/IEC 60947-1 |

## Complementary

|  |  |
|--|--|
| Maximum Height   | 1.65 in (42 mm)  |
| Maximum Width  | 1.18 in (30 mm)  |
| Maximum Depth  | 2.76 in (70 mm)  |
| Terminals description ISO n°1                            | (13-14)NO  |
| Net Weight   | 0.11 lb(US) (0.052 kg)   |
| Resistance to high pressure washer                       | 1015.26 psi (7000000 Pa) 131 °F (55 °C) 0.1 m  |
| Contacts usage   | Standard contacts  |
| Positive opening   | Without  |
| Torque value   | 1.24 lbf.in (0.14 N.m) NO changing electrical state  |
| Mechanical durability                                    | 1000000 cycles   |
| Tightening torque  | 7.08...10.62 lbf.in (0.8...1.2 N.m) EN 60947-1   |
| Shape of screw head                                      | Cross Philips no 1<br>Cross pozidriv No 1<br>Slotted flat Ø 4 mm<br>Slotted flat Ø 5.5 mm  |
| Contacts material  | Silver alloy (Ag/Ni)   |
| Short-circuit protection                                 | 10 A cartridge fuse gG EN/IEC 60947-5-1  |
| [I <sub>th</sub> ] conventional free air thermal current | 10 A EN/IEC 60947-5-1  |
| [U <sub>i</sub> ] rated insulation voltage               | 600 V 3)EN 60947-1   |
| [U <sub>imp</sub> ] rated impulse withstand voltage      | 6 kV EN 60947-1  |
| [I <sub>e</sub> ] rated operational current              | 3 A 240 V, AC-15, A600 EN/IEC 60947-5-1<br>6 A 120 V, AC-15, A600 EN/IEC 60947-5-1<br>0.1 A 600 V, DC-13, Q600 EN/IEC 60947-5-1<br>0.27 A 250 V, DC-13, Q600 EN/IEC 60947-5-1<br>0.55 A 125 V, DC-13, Q600 EN/IEC 60947-5-1<br>1.2 A 600 V, AC-15, A600 EN/IEC 60947-5-1 |

The information provided in this documentation contains general descriptions and/or technical characteristics of the performance of the products contained herein. This documentation is not intended as a substitute for and is not to be used for determining suitability or reliability of these products for specific user applications. It is the duty of any such user or integrator to perform the appropriate and complete risk analysis, evaluation and testing of the products with respect to the relevant specific application or use thereof. Neither Schneider Electric Industries SAS nor any of its affiliates or subsidiaries shall be responsible or liable for misuse of the information contained herein.

|                        |   |
|------------------------|---|
| Electrical durability  | 1000000 Cycles, AC-15, 2 A 230 V 3600 cyc/h 0.5 EN/IEC 60947-5-1 appendix C<br>1000000 Cycles, AC-15, 3 A 120 V 3600 cyc/h 0.5 EN/IEC 60947-5-1 appendix C<br>1000000 Cycles, AC-15, 4 A 24 V 3600 cyc/h 0.5 EN/IEC 60947-5-1 appendix C<br>1000000 Cycles, DC-13, 0.2 A 110 V 3600 cyc/h 0.5 EN/IEC 60947-5-1 appendix C<br>1000000 cycles, DC-13, 0.5 A 24 V 3600 cyc/h 0.5 EN/IEC 60947-5-1 appendix C |
| Electrical reliability | $\Lambda < 10\text{exp}(-6)$ 5 V, 1 mA in clean environment EN/IEC 60947-5-4<br>$\Lambda < 10\text{exp}(-8)$ 17 V, 5 mA in clean environment EN/IEC 60947-5-4   |
| Device presentation    | Complete product  |

## Environment

|                                       |   |
|---------------------------------------|---|
| Protective treatment                  | TH  |
| Ambient air temperature for storage   | -40...158 °F (-40...70 °C)  |
| Ambient air temperature for operation | -40...158 °F (-40...70 °C)  |
| Electrical shock protection class     | Class II IEC 60536  |
| IP degree of protection               | IP67 IEC 60529<br>IP69<br>IP69K   |
| NEMA degree of protection             | NEMA 13<br>NEMA 4X  |
| IK degree of protection               | IK06 IEC 50102  |
| Standards                             | EN/IEC 60947-1<br>EN/IEC 60947-5-1<br>JIS C8201-5-1<br>CSA C22.2 No 14<br>EN/IEC 60947-5-4<br>UL 508<br>JIS C8201-1 |
| Product certifications                | UL<br>GL<br>LROS (Lloyds register of shipping)<br>DNV<br>CSA<br>BV<br>RINA  |
| Vibration resistance                  | 5 gn 2...500 Hz)IEC 60068-2-6   |
| Shock resistance                      | 30 gn 18 ms) half sine wave acceleration IEC 60068-2-27<br>50 gn 11 ms) half sine wave acceleration IEC 60068-2-27  |



## Ordering and shipping details

|                       |                                       |
|-----------------------|---------------------------------------|
| Category              | 22467 - PUSHBUTTONS,22MM(PLASTIC) NEW |
| Discount Schedule     | CS2                                   |
| GTIN                  | 00785901383666                        |
| Nbr. of units in pkg. | 1                                     |
| Package weight(Lbs)   | 0.09 lb(US) (0.04 kg)                 |
| Returnability         | Yes                                   |
| Country of origin     | FR                                    |

## Packing Units

|                  |          |
|------------------|----------|
| Package 1 Height | 0.880 dm |
| Package 1 width  | 0.340 dm |
| Package 1 Length | 0.540 dm |

## Offer Sustainability

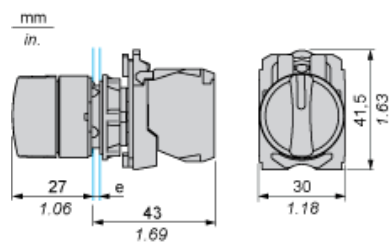
|                            |  |
|----------------------------|--|
| Sustainable offer status   | Green Premium product  |
| REACH free of SVHC         | Yes  |
| EU RoHS Directive          | Pro-active compliance (Product out of EU RoHS legal scope)  EU RoHS Declaration |
| Toxic heavy metal free     | Yes  |
| Mercury free               | Yes  |
| RoHS exemption information |  Yes  |

|                          |  |
|--------------------------|--|
| China RoHS Regulation    | <a href="#">China RoHS Declaration</a>   |
| Environmental Disclosure | <a href="#">Product Environmental Profile</a>  |
| Circularity Profile      | <a href="#">End Of Life Information</a>  |
| WEEE                     | The product must be disposed on European Union markets following specific waste collection and never end up in rubbish bins. |

### Contractual warranty

|          |           |
|----------|-----------|
| Warranty | 18 months |
|----------|-----------|

## Dimensions



e: clamping thickness: 1 to 6 mm / 0.04 to 0.24 in.

Panel Cut-out for Pushbuttons, Switches and Pilot Lights (Finished Holes, Ready for Installation)

Connection by Screw Clamp Terminals or Plug-in Connectors or on Printed Circuit Board



- (1) Diameter on finished panel or support
- (2) For selector switches and Emergency stop buttons, use of an anti-rotation plate type ZB5AZ902 is recommended.
- (3)  $\varnothing 22.5$  mm recommended ( $\varnothing 22.3_0^{+0.4}$ ) /  $\varnothing 0.89$  in. recommended ( $\varnothing 0.88$  in.  $_0^{+0.016}$ )

| Connections                                   | a in mm | a in in. | b in mm | b in in. |
|---|---------|----------|---------|----------|
| By screw clamp terminals or plug-in connector | 40      | 1.57     | 30      | 1.18     |
| By Faston connectors                          | 45      | 1.77     | 32      | 1.26     |
| On printed circuit board                      | 30      | 1.18     | 30      | 1.18     |

Detail of Lug Recess



- (1) Diameter on finished panel or support
- (2) For selector switches and Emergency stop buttons, use of an anti-rotation plate type ZB5AZ902 is recommended.
- (3)  $\varnothing 22.5$  mm recommended ( $\varnothing 22.3_0^{+0.4}$ ) /  $\varnothing 0.89$  in. recommended ( $\varnothing 0.88$  in.  $_0^{+0.016}$ )