


Project		Catalog #		Type	
Prepared by		Notes		Date	



HALO

HL4RSMF | HL6RSMF

4" & 6" Mounting Frame for Round or Square Fixture Fittings

Typical Applications

Office • Healthcare • Hospitality • Institutional • Mixed-Use/Retail • Residential

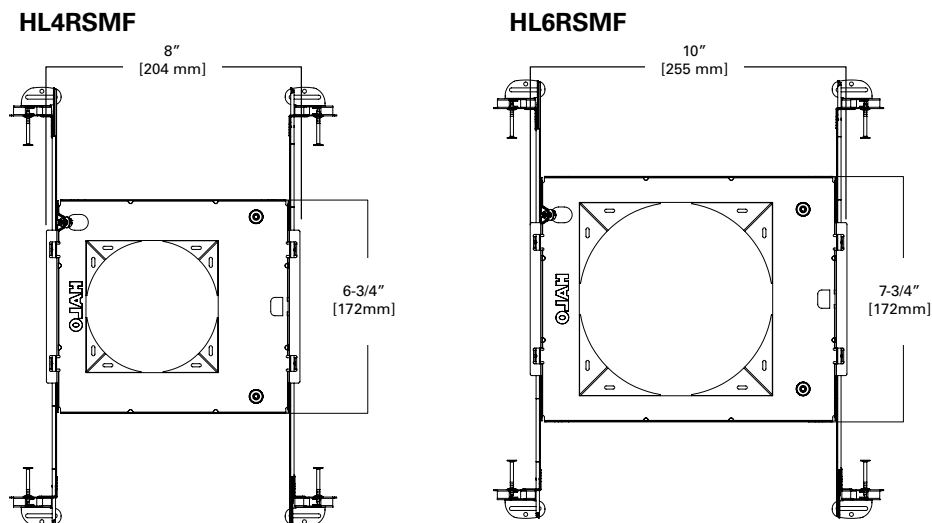
Interactive Menu

- Order Information page 2
- Photometric Data page 2
- Control Solutions
- Connected Systems
- Product Warranty

Top Product Features

- Mounting frames accept "install from below" fixture fittings
- Reserve the ceiling location, provide routing guidance for the drywall contractor
- Knock-outs allow the frame to accept square fittings
- Use to meet local code requirements where install from below fixtures must be supported directly by building structure

Dimensional and Mounting Details



[additional product diagrams](#)

Order Information

Housing	Compatible Fixture Fittings (Sold Separately)
HL4RSMF = 4-inch round or square mounting frame	HALO - HLA4, HLA4S, HLB4, HLB4S, HLB4SP, RL4*DM, H245RICAT
HL6RSMF = 6-inch round or square mounting frame	HALO - HLB6, HLB6S, RL6*DM HALO Commercial - PR6R*, HC56R*

Product Specifications

Mounting Frame

- Galvanized steel mounting frame with offset aperture and integral bar hanger receivers
- Locking screws provide positive horizontal locking
- Provides tool-less attachment of remote driver / junction box
- Break-outs allow the frame to accept square fittings, cannot be reverted to accepting round after the break-outs are removed

Bar Hangers

- GOT NAIL! Gen 3 bar hangers adjust from 8" to 24" wide
- Pass thru feature allows shortening without removal
- Captive nail penetrates standard and engineered lumber
- Mounting flange levels platform with ceiling
- Integral clip attaches directly to tee-bar.

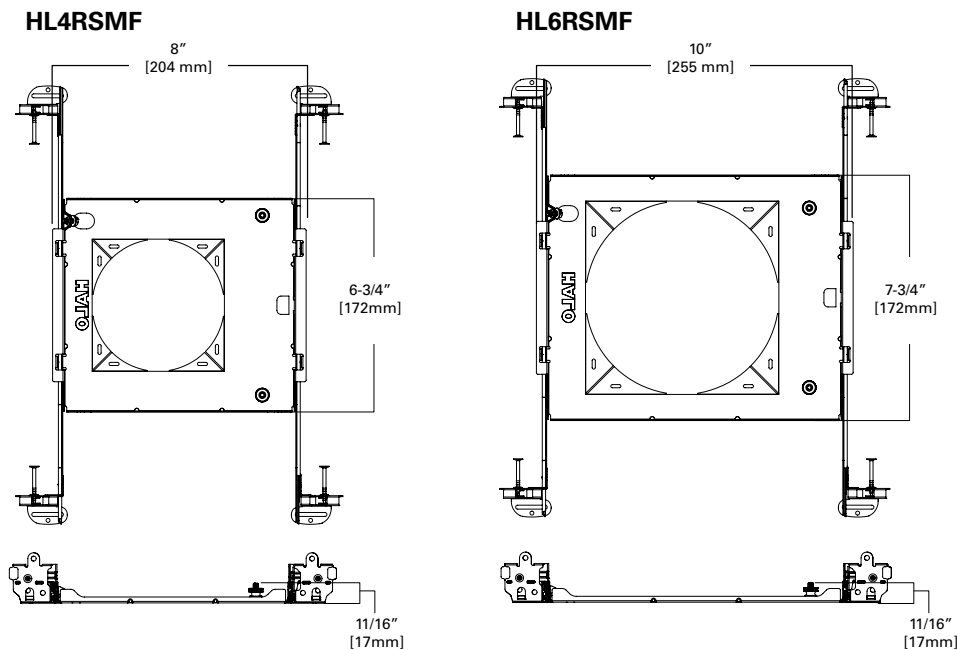
Compliance

- Can be used to meet local code requirements where install from below fixture fittings must be supported directly by building structure

Warranty

- One year limited warranty, consult website for details. www.cooperlighting.com/legal

Dimensional and Mounting Details



Remote driver / junction box attached

