

Main

Marketing Trade Name	QO
Product Type	Load Center
Cover Type	Order separately

Complementary

Tightening Torque	Cover 20 lb.in
Load Center Type	Main breaker
Rated Current	200 A
Number of Spaces	42
Max Short Circuit Current Rating	25 kA
Maximum Number of Single Pole Circuits	42
Maximum Number of Tandem Breakers	0
Number of Phases	3 phase
Voltage Rating	208Y/120 V AC 240/120 V delta AC 240 V delta AC
Wire Size	AWG 4...300 kcmil aluminium/copper
Ground Bar	Grounding bar (ordered separately)
Electrical Connection	Lugs
Wiring Configuration	3-wire 4-wire
Busbar Material	Tin plated copper busbar
Enclosure Material	Welded sheet steel
Surface Finish	Baked enamel Gray
Box Number	12
Height	39.37 in (1000 mm)
Width	14.25 in (362 mm)

Environment

Enclosure Rating	NEMA 1 indoor
Ambient Air Temperature for Operation	23 °F (-5 °C) 104 °F (40 °C)
Product Certifications	UL Listed

Ordering and shipping details

Category	00011 - QO 3PH LOAD CENTER,INDOOR
Discount Schedule	DE3
GTIN	00785901290568
Nbr. of units in pkg.	1
Package weight(Lbs)	27.15 lb(US) (12.32 kg)

Returnability	Yes
Country of origin	US

Packing Units

Unit Type of Package 1	PCE
Package 1 Height	4.80 in (12.2 cm)
Package 1 width	14.80 in (37.6 cm)
Package 1 Length	40.51 in (102.9 cm)
Unit Type of Package 2	PAL
Number of Units in Package 2	27
Package 2 Weight	715.50 lb(US) (324.545 kg)
Package 2 Height	43.00 in (109.22 cm)
Package 2 width	40.00 in (101.6 cm)
Package 2 Length	48.00 in (121.92 cm)

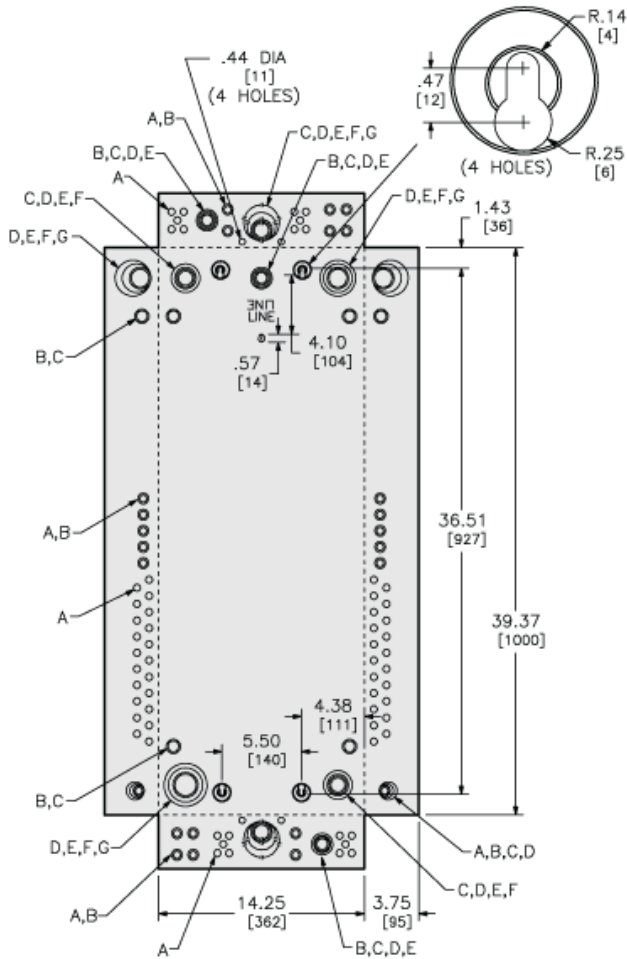
Offer Sustainability

California proposition 65	WARNING: This product can expose you to chemicals including: Lead and lead compounds, which is known to the State of California to cause cancer and birth defects or other reproductive harm. For more information go to www.P65Warnings.ca.gov
REACH Regulation	REACH Declaration
REACH free of SVHC	Yes
EU RoHS Directive	Compliant EU RoHS Declaration
Toxic heavy metal free	Yes
Mercury free	Yes
RoHS exemption information	Yes
China RoHS Regulation	China RoHS Declaration

Contractual warranty

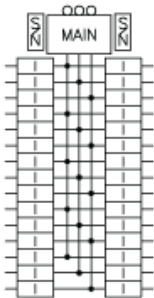
Warranty	18 months
----------	-----------

Approximate Dimensions

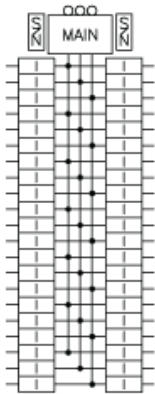


KNOCKOUTS							
SYMBOL	A	B	C	D	E	F	G
IN	.50	.75	1.00	1.25	1.50	2.00	2.50
MM	13	19	25	32	38	51	64

Connections and Wiring Diagrams



QO330MQ125
QO330MQ150
QO330MQ200



QO342MQ150
QO342MQ200
QO342MQ225