



# SLOPE CEILING IC HOUSING

STANDARD SLOPE  
2/12 to 6/12 PITCH (9° to 27°)  
INCANDESCENT LAMPS  
**IC926 SERIES**

Project: \_\_\_\_\_

Fixture Type: \_\_\_\_\_

Location: \_\_\_\_\_

Contact/Phone: \_\_\_\_\_

## PRODUCT DESCRIPTION

Slope ceiling IC Housing "Air-Loc®" • Energy efficient, sealed inner housing • Double wall housing construction • Can be completely covered with insulation • When used with Air-Loc Gasket, stops infiltration and exfiltration of air, reducing heating and cooling costs.

## PRODUCT SPECIFICATIONS

**Lamp** Lamp ratings based on trim selected – see page 2.

**Socket** Medium base porcelain with nickel-plated copper screw shell  
• Adjustable to position lamp perpendicular to floor.

**Trims** Trim selection shown on page 2.

**Labels** UL listed for through-branch wiring, damp locations and IP  
• Product thermally protected against improper use of lamps  
• Union made • UL Listed/CSA certified • Trim No. 610 is wet location approved for covered ceiling applications.

**Testing** All reports are based on published industry procedures; field performance may differ from laboratory performance. Specifications subject to change without notice.

## INSTALLATION

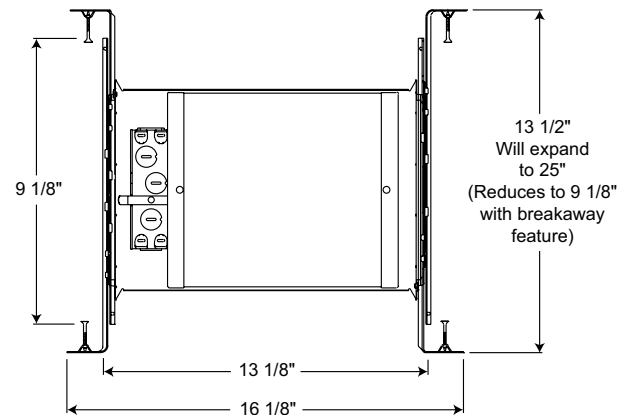
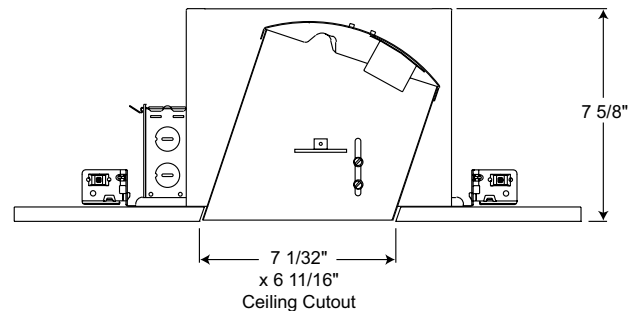
**Real Nail® 3 Bar Hangers** Telescoping, Patented (US Patent D552,969) Real Nail 3 system permits quick placement of housing anywhere within 24" O.C. joists or suspended ceilings • Integral T-bar notch and clip secures housing in suspended ceiling grid – no accessory clips required • 24" expansion stop allows quick placement of fixture in standard grid spacing • Bars scored in two locations for fast, clean breaking, allowing housing installation in tight applications • Bars captive to mounting frame • Edge-mounted for extra strength • Captive bugle-headed ring shank nail for quick one-step installation and easy removal with claw hammer for fixture relocation • Quick-Loc slot and oversized locking set screw lock fixture in position • Bar hanger foot contoured to align to bottom of construction joist • Alternate mounting holes included.

**Junction Box** Pre-wired junction box provided with (5) ½" and (1) ¾" knockouts, (4) Non-metallic sheathed cable connectors and ground wire, U.L. listed/CSA certified for through-branch wiring, maximum 8 No. 12 AWG 90° C branch circuit conductors (4 in, 4 out) • Junction box provided with removable access plates  
• Knockouts equipped with pryout slots • **W option** is supplied with **push-in electrical connectors** for fast installation.

**Mounting Frame** 22-gauge die-formed galvanized steel mounting frame • Rough-in section (junction box, mounting frame, housing and bar hangers) fully assembled for ease of installation.

**Housing** IC housing, .032" aluminum sealed for Air-Loc Compliance • Access door for junction box accessibility • Inner housing is vertically adjustable to accommodate up to a 1" ceiling thickness • Designed to fit into 2 x 8 construction.

## DIMENSIONS



## Accessories

Catalog Number	Description
ALG926	Air-Loc Gasket

To order, specify catalog number.

## PRODUCT CODES

Catalog Number	Input Voltage	Lamp Rating
IC926	120V	A19/MR16/BR30/R30/PAR30/PAR30L/PAR38 (See page 2 for max. trim rating)
IC926 W	120V	A19/MR16/BR30/R30/PAR30/PAR30L/PAR38 (See page 2 for max. trim rating)







Housing and trim can be ordered together or separate, but will always ship separately.

# SLOPE CEILING IC HOUSING

STANDARD SLOPE  
2/12 to 6/12 PITCH (9° to 27°)  
INCANDESCENT LAMPS

## IC926 SERIES

### TRIMS/LAMPS

	Catalog Number	Description	Max. Lamp Rating	
	<b>610 BWH</b> ◆	Lensed Shower Flat Diffuser Trim, Black Baffle, White Trim Ring	50W PAR30	
	<b>610 WWH</b> ◆	Lensed Shower Flat Diffuser Trim, White Baffle, White Trim Ring		
	<b>612 CWH</b>	Clear Alzak® Cone, White Trim Ring	75W PAR30, 90W PAR38, 65W BR30	
	<b>612 GWH</b>	Gold Alzak® Cone, White Trim Ring		
	<b>612 BWH</b>	Black Alzak® Cone, White Trim Ring		
	<b>612 HZWH</b>	Haze Cone, White Trim Ring		
	<b>612 HZSC</b>	Haze Cone, Satin Chrome Trim Ring		
	<b>612 WWH</b>	White Cone, White Trim Ring		
	<b>612 WHZWH</b>	Wheat Haze Cone, White Trim Ring		
	<b>612 WHZABZ</b>	Wheat Haze Cone, Classic Aged Bronze Trim Ring		
	<b>614 BWH</b>	Standard Slope Downlight Black Baffle, White Trim Ring	90W PAR38	
	<b>614 BSC</b>	Standard Slope Downlight Black Baffle, Satin Chrome Trim Ring		
	<b>614 BABZ</b>	Standard Slope Downlight Black Baffle, Classic Aged Bronze Trim Ring		
	<b>614 BBL</b>	Standard Slope Downlight Black Baffle, Black Trim Ring		
	<b>614 WWH</b>	Standard Slope Downlight White Baffle, White Trim Ring		
	<b>616 BWH</b>	Cylinder Spotlight, Black Baffle, White Trim Ring	60W PAR16	
	<b>616 WWH</b>	Cylinder Spotlight, White Baffle, White Trim Ring		
	<b>617 WWH</b>	Cylinder Spotlight, White Baffle, White Trim Ring	35W MR16 supplied with magnetic transformer	
	<b>619 BWH</b>	Eyeball, Black Baffle, White Trim Ring	85W BR30	
	<b>619 WWH</b>	Eyeball, White Baffle, White Trim Ring		

Trim Size: 7<sup>5</sup>/<sub>8</sub>" O.D.  
(except Cat. Nos. 612 and 614 - 7<sup>3</sup>/<sub>8</sub>" O.D.).  
Note: In Canada when insulation is present,  
Type IC fixtures must be used.

◆ UL Listed for use in wet location.

Housing and trim can be ordered together or separate,  
but will always ship separately.