

LC1D40AG7

TeSys D IEC contactor, 40 A, 3 P, 30 HP at
480 VAC, nonreversing, 120 VAC 60 Hz coil





Main

Range	TeSys
Product name	TeSys D
Product or component type	Contacteur
Device short name	LC1D
Contacteur application	Motor control Resistive load
Utilisation category	AC-4 AC-1 AC-3
Poles description	3P
Power pole contact composition	3 NO
[Ue] rated operational voltage	Power circuit <= 690 V AC 25...400 Hz Power circuit <= 300 V DC
[Ie] rated operational current	60 A 140 °F (60 °C)) <= 440 V AC AC-1 power circuit 40 A 140 °F (60 °C)) <= 440 V AC AC-3 power circuit
Motor power kW	18.5 KW 380...400 V AC 50/60 Hz AC-3) 11 KW 220...230 V AC 50/60 Hz AC-3) 22 KW 415...440 V AC 50/60 Hz AC-3) 22 KW 500 V AC 50/60 Hz AC-3) 30 KW 660...690 V AC 50/60 Hz AC-3) 9 kW 400 V AC 50/60 Hz AC-4)
Motor power HP (UL / CSA)	5 Hp 230/240 V AC 50/60 Hz 1 phase 10 Hp 230/240 V AC 50/60 Hz 3 phase 30 Hp 575/600 V AC 50/60 Hz 3 phase 10 Hp 200/208 V AC 50/60 Hz 3 phase 3 Hp 115 V AC 50/60 Hz 1 phase 30 hp 460/480 V AC 50/60 Hz 3 phase
Control circuit type	AC 60 Hz
[Uc] control circuit voltage	120 V AC 60 Hz
Auxiliary contact composition	1 NO + 1 NC
[Uimp] rated impulse withstand voltage	6 kV IEC 60947
Overvoltage category	III
[Ith] conventional free air thermal current	10 A 140 °F (60 °C) signalling circuit 60 A 140 °F (60 °C) power circuit
Irms rated making capacity	140 A AC signalling circuit IEC 60947-5-1 250 A DC signalling circuit IEC 60947-5-1 800 A 440 V power circuit IEC 60947
Rated breaking capacity	800 A 440 V power circuit IEC 60947
[Icw] rated short-time withstand current	320 A 104 °F (40 °C) - 10 s power circuit 720 A 104 °F (40 °C) - 1 s power circuit 72 A 104 °F (40 °C) - 10 min power circuit 165 A 104 °F (40 °C) - 1 min power circuit 100 A - 1 s signalling circuit 120 A - 500 ms signalling circuit 140 A - 100 ms signalling circuit
Associated fuse rating	10 A gG signalling circuit IEC 60947-5-1 80 A gG <= 690 V type 1 power circuit 80 A gG <= 690 V type 2 power circuit
Average impedance	1.5 mOhm - Ith 60 A 50 Hz power circuit
[Ui] rated insulation voltage	Power circuit 600 V CSA Power circuit 600 V UL Signalling circuit 690 V IEC 60947-1 Signalling circuit 600 V CSA Signalling circuit 600 V UL Power circuit 690 V IEC 60947-4-1
Electrical durability	1.4 Mcycles 60 A AC-1 <= 440 V 1.5 Mcycles 40 A AC-3 <= 440 V
Power dissipation per pole	2.4 W AC-3 5.4 W AC-1

Front cover	With
Mounting support	Rail Plate
Standards	CSA C22.2 No 14 EN 60947-4-1 EN 60947-5-1 IEC 60947-4-1 IEC 60947-5-1 UL 508
Product certifications	CSA GOST UL CCC
Connections - terminals	Control circuit screw clamp terminals 2 0.00... 0.00 in ² (1...2.5 mm ²)flexible with cable end Control circuit screw clamp terminals 1 0.00... 0.01 in ² (1...4 mm ²)flexible without cable end Control circuit screw clamp terminals 2 0.00... 0.01 in ² (1...4 mm ²)flexible without cable end Control circuit screw clamp terminals 1 0.00... 0.01 in ² (1...4 mm ²)flexible with cable end Control circuit screw clamp terminals 1 0.00... 0.01 in ² (1...4 mm ²)solid without cable end Control circuit screw clamp terminals 2 0.00... 0.01 in ² (1...4 mm ²)solid without cable end Power circuit screw connection 1 0.00...0.05 in ² (1... 35 mm ²)flexible without cable end Power circuit screw connection 2 0.00...0.04 in ² (1... 25 mm ²)flexible without cable end Power circuit screw connection 1 0.00...0.05 in ² (1... 35 mm ²)flexible with cable end Power circuit screw connection 2 0.00...0.04 in ² (1... 25 mm ²)flexible with cable end Power circuit screw connection 1 0.00...0.05 in ² (1... 35 mm ²)solid without cable end Power circuit screw connection 2 0.00...0.04 in ² (1... 25 mm ²)solid without cable end
Tightening torque	Control circuit 15.05 lbf.in (1.7 N.m) screw clamp terminals flat Ø 6 mm Control circuit 15.05 lbf.in (1.7 N.m) screw clamp terminals Philips No 2 Power circuit 70.81 lbf.in (8 N.m) EverLink BTR screw connectors 0.04...0.05 in ² (25...35 mm ²) hexagonal 0.16 in (4 mm) Power circuit 44.25 lbf.in (5 N.m) EverLink BTR screw connectors 0.00...0.04 in ² (1...25 mm ²) hexagonal 0.16 in (4 mm)
Operating time	4...19 ms opening 12...26 ms closing
Safety reliability level	B10d = 1369863 cycles contactor with nominal load EN/ISO 13849-1 B10d = 2000000 cycles contactor with mechanical load EN/ISO 13849-1
Mechanical durability	6 Mcycles
Maximum operating rate	3600 cyc/h 140 °F (60 °C)

Complementary

Coil technology	Without built-in suppressor module
Control circuit voltage limits	0.3...0.6 Uc -40...158 °F (-40...70 °C) drop-out AC 60 Hz 0.85...1.1 Uc (-40...60 °C):operational AC 60 Hz 1...1.1 Uc 140...158 °F (60...70 °C) operational AC 60 Hz
Inrush power in VA	140 VA 60 Hz 0.75 68 °F (20 °C))
Hold-in power consumption in VA	13 VA 60 Hz 0.3 68 °F (20 °C))
Heat dissipation	4...5 W 60 Hz
Auxiliary contacts type	Mechanically linked 1 NO + 1 NC IEC 60947-5-1 Mirror contact 1 NC IEC 60947-4-1
Signalling circuit frequency	25...400 Hz
Minimum switching current	5 mA signalling circuit
Minimum switching voltage	17 V signalling circuit

Non-overlap time	1.5 Ms on de-energisation between NC and NO contact 1.5 ms on energisation between NC and NO contact
Insulation resistance	> 10 MOhm signalling circuit

Environment

IP degree of protection	IP20 front face IEC 60529
Protective treatment	TH IEC 60068-2-30
Pollution degree	3
Ambient air temperature for operation	-40...140 °F (-40...60 °C) 140...158 °F (60...70 °C) with derating
Ambient air temperature for storage	-76...176 °F (-60...80 °C)
Operating altitude	0...9842.52 ft (0...3000 m)
Fire resistance	1562 °F (850 °C) IEC 60695-2-1
Flame retardance	V1 conforming to UL 94
Mechanical robustness	Vibrations contactor open2 Gn, 5...300 Hz Vibrations contactor closed4 Gn, 5...300 Hz Shocks contactor closed15 Gn for 11 ms Shocks contactor open10 Gn for 11 ms
Height	4.80 in (122 mm)
Width	2.17 in (55 mm)
Maximum Depth	4.72 in (120 mm)
Net Weight	1.87 lb(US) (0.85 kg)




Ordering and shipping details

Category	22357 - CTR, TESYS D, OPEN, 40-65A AC
Discount Schedule	I12
GTIN	00785901732112
Nbr. of units in pkg.	1
Package weight(Lbs)	2.06 lb(US) (0.93 kg)
Returnability	Yes
Country of origin	ID

Packing Units

Unit Type of Package 1	PCE
Package 1 Height	2.44 in (6.2 cm)
Package 1 width	5.35 in (13.6 cm)
Package 1 Length	6.02 in (15.3 cm)
Unit Type of Package 2	S02
Number of Units in Package 2	10
Package 2 Weight	21.77 lb(US) (9.873 kg)
Package 2 Height	5.91 in (15 cm)
Package 2 width	11.81 in (30 cm)
Package 2 Length	15.75 in (40 cm)

Offer Sustainability

Sustainable offer status	Green Premium product
California proposition 65	WARNING: This product can expose you to chemicals including: Antimony oxide & Antimony trioxide, which is known to the State of California to cause cancer. For more information go to www.P65Warnings.ca.gov
REACH Regulation	 REACH Declaration
REACH free of SVHC	Yes
EU RoHS Directive	Compliant  EU RoHS Declaration
Toxic heavy metal free	Yes
Mercury free	Yes
RoHS exemption information	 Yes

China RoHS Regulation	China RoHS Declaration
Environmental Disclosure	Product Environmental Profile
Circularity Profile	End Of Life Information
WEEE	The product must be disposed on European Union markets following specific waste collection and never end up in rubbish bins.
PVC free	Yes

Contractual warranty

Warranty	18 months
----------	-----------