

DESCRIPTION

Combining value and performance in a unique, patent-pending durable design, the Tracer LED floodlight luminaire delivers superior uniformity and excellent illumination to the targeted application. The rugged, die-cast housing is IP66 rated for exceptional durability and long-term reliability. The Tracer floodlight provides design flexibility for applications such as landscape, accent, facade, or sign lighting.

Catalog #		Type
Project		
Comments		Date
Prepared by		

SPECIFICATION FEATURES

Construction

Heavy-duty, die-cast aluminum housing provides durability and an IP66 rating to protect against moisture and contaminants. Clear tempered glass lens protects optics and encloses the front cover of the luminaire.

Optics

The discrete LED optics provide illumination that has been precisely designed to shape the distribution as spot, medium, or wide. Multiple lumen packages ranging from 550 up to 2,900 lumens. Offered standard in 4000K (+/- 275K) CCT and minimum 70 CRI. Optional 5000K CCT or 3000K CCT available. Removable, pre-installed standard symmetric snoot as well included and field-replaceable with included extended visor for more cut-off applications.

Electrical

LED driver is internally mounted for optimal heat sinking. 120-277V 50/60Hz standard operation. Integral 4kV surge is standard. 0-10V dimming is standard with external purple and grey leads. Suitable for ambient temperatures from -40°C to 40°C. 90% lumen maintenance greater than 60,000 hours per IESNA TM-21.

Mounting

Heavy-duty, die-cast aluminum knuckle base utilizes tooth-lock adjustment with visual 15° adjustment indicators that allow for precise rotation of the luminaire. Knuckle fits 1/2" NPS available mounting junction box cover (supplied by others) and is secured with supplied locking nut.

Finish

Housing and cast parts finished in five-stage super TGIC polyester powder coat paint, 2.5 mil nominal thickness for superior protection against fade and wear. Standard color is carbon bronze. Additional colors available in summit white, black, and verde green. Consult your lighting representative at Cooper Lighting Solutions for a complete selection of standard colors.

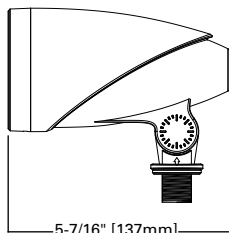
Warranty

Five-year warranty.

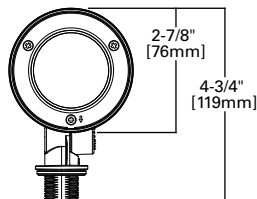
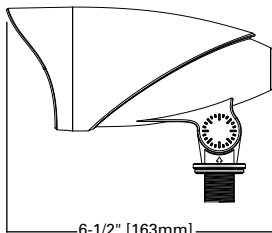


DIMENSIONS

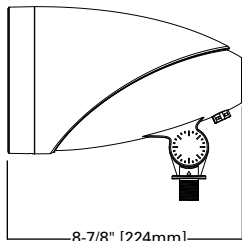
Tracer Small
(Standard symmetric snoot)



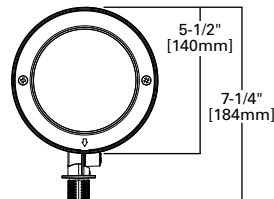
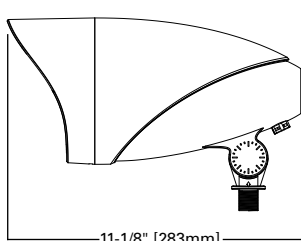
Tracer Small
(Optional extended visor)



Tracer Large
(Standard symmetric snoot)



Tracer Large
(Optional extended visor)



TCRS / TCRL TRACER

Solid State LED

FLOODLIGHT



CERTIFICATION DATA

UL/cUL Wet Location Listed
DesignLights Consortium® Qualified*
IP66 Fixture and Optical Chamber
LM79/LM80 Compliant
FCC Class A
1.5G Vibration Rated
RoHS Compliant

ENERGY DATA

Electronic LED Driver
>0.9 Power Factor
<20% Total Harmonic Distortion
120-277V 50/60Hz
-40°C Min. Ambient Temperature Rating
+40°C Max. Ambient Temperature Rating

EPA

Effective Projected Area (Sq. Ft.): 0.55

SHIPPING DATA

Approximate Net Weight:
Small fixture=2 lbs. (0.91kgs.)
Large fixture=5 lbs. (2.27kgs.)

POWER AND LUMENS

Light Engine	TCRS5	TCRS8	TCRL15	TCRL20	TCRL26	
Power (Watts)	5.0	8.0	12.0	17.6	25.1	
Input Current @ 120V (A)	0.04	0.07	0.10	0.15	0.22	
Input Current @ 277V (A)	0.02	0.03	0.05	0.07	0.10	
Configuration						
Spot (20°)	4000K/5000K Lumens	530	812	1,500	2,039	2,718
	3000K Lumens	512	785	1,450	1,971	2,628
Medium (30°)	4000K/5000K Lumens	552	846	1,630	2,215	2,953
	3000K Lumens	533	818	1,575	2,141	2,854
Wide (50°)	4000K/5000K Lumens	561	860	1,657	2,251	3,002
	3000K Lumens	542	831	1,602	2,176	2,902

LUMEN MAINTENANCE

Ambient Temperature	TM-21 Lumen Maintenance (60,000 Hours)	Theoretical L70 (Hours)
Up to 40°C	90%	153,000

LUMEN MULTIPLIER

Ambient Temperature	Lumen Multiplier
10°C	1.02
15°C	1.01
25°C	1.00
40°C	0.97

ORDERING INFORMATION

Sample Number: TCRS5S-WH-7050

Product Family ¹	Light Engine	Distribution
TCRS=Tracer Flood Small LED TCRL=Tracer Flood Large LED	TCRS 5=5W, 550 Nominal Lumens 8=8W, 850 Nominal Lumens TCRL 15=15W, 1,600 Nominal Lumens 20=20W, 2,200 Nominal Lumens 26=26W, 2,900 Nominal Lumens	S=Spot M=Medium W=Wide
Options (Add as Suffix) ²		
[blank]=Carbon Bronze (Standard) BK=Black VG=Verde Green WH=White 7030=70 CRI / 3000K CCT 7050=70 CRI / 5000K CCT		

NOTES: 1. DesignLights Consortium® Qualified. Refer to www.designlights.org Qualified Products List under Family Models for details. 2. Extended lead times apply to any options selected.

STOCK ORDERING INFORMATION

Stock SKUs	
<p>Small TCRS5S=Tracer Small 5W, 550 lumens, Spot Distribution TCRS5M=Tracer Small 5W, 550 lumens, Medium Distribution TCRS5W=Tracer Small 5W, 550 lumens, Wide Distribution TCRS8S=Tracer Small 8W, 850 lumens, Spot Distribution TCRS8M=Tracer Small 8W, 850 lumens, Medium Distribution TCRS8W=Tracer Small 8W, 850 lumens, Wide Distribution</p>	<p>Large TCRL15S=Tracer Large 15W, 1,600 lumens, Spot Distribution TCRL15M=Tracer Large 15W, 1,600 lumens, Medium Distribution TCRL20M=Tracer Large 20W, 2,200 lumens, Medium Distribution TCRL26S=Tracer Large 26W, 2,900 lumens, Spot Distribution TCRL26M=Tracer Large 26W, 2,900 lumens, Medium Distribution</p>

NOTES: Options not available with stock products. Refer to standard ordering information to add options. Stock fixture is 4000K, dimming, 120-277V, carbon bronze only.