

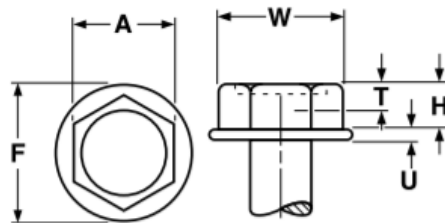


# Metallics

An **AMERICAN** Source For Premier  
and Innovative Fasteners and Anchors

## HEX HEAD SELF-DRILLING & TAPPING SCREWS INDENTED HEX WASHER – STEEL ZINC & 410 STAINLESS STEEL

The following Specification Sheet applies to all Hex Head Self-Drilling & Tapping Screws Indented Hex Washer – Steel Zinc & 410 Stainless Steel in our JTEKD series of.



HEX & HEX WASHER HEADS FOR SELF-TAPPING & SELF-DRILLING SCREWS												ASME B18.6.3– 2010*	
Nominal Size	A		W	H		F		U		J		T	
	Width Across Flats		Width Across Corners	Height of Head		Diameter of Washer		Thickness of Washer		Width of Slot		Depth of Slot	
	Max	Min	Min	Max	Min	Max	Min	Max	Min	Max	Min	Max	Min
4	.188	.181	.202	.060	.049	.243	.225	.019	.011	.039	.031	.036	.025
6	.250	.244	.272	.093	.080	.328	.302	.025	.015	.048	.039	.046	.033
7	.250	.244	.272	.093	.080	.328	.302	.029	.017	.048	.039	.054	.040
8	.250	.244	.272	.110	.096	.348	.322	.031	.019	.054	.045	.066	.052
10	.312	.305	.340	.120	.105	.414	.384	.031	.019	.060	.050	.072	.057
12	.312	.305	.340	.155	.139	.432	.398	.039	.022	.067	.056	.093	.077
14	.375	.367	.409	.190	.172	.520	.480	.050	.030	.075	.064	.101	.083
1/4	.375	.367	.409	.190	.172	.520	.480	.050	.030	.075	.064	.101	.083
1/4**	.438	.428	.481	.190	.172	.590	.551	.050	.029	.084	.064	.122	.083
5/16**	.438	.428	.481	.230	.208	.590	.551	.050	.029	.084	.064	.122	.083
5/16	.500	.489	.545	.230	.208	.676	.624	.055	.035	.084	.072	.122	.100
3/8	.562	.551	.614	.295	.270	.780	.720	.063	.037	.094	.081	.156	.131
1/2*	.750	.735	.820	.400	.367	1.040	.960	.085	.050	.106	.091	.190	.165

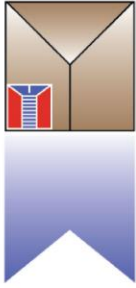
### Metallics

229 Cross Street  
Bristol, CT 06010

[www.metallics.us](http://www.metallics.us)

Phone: 860 589-4186 Toll Free: 800 243-8272

Fax: 860 584-1008 Toll Free Fax: 800 831-9358

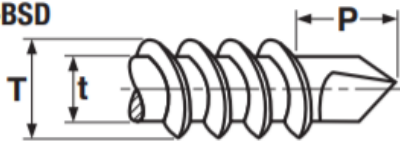


# Metallics

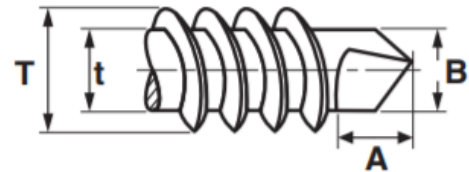
An **AMERICAN** Source For Premier  
and Innovative Fasteners and Anchors

## THREAD DIMENSIONS

Type-BSD



5/16 & 3/8 Diameter  
#3 Point



SELF-DRILLING SCREWS, TYPE BSD (SPACED THREAD)													*SAE J78-2013	
Nominal Size or Basic Screw Diameter		Threads Per Inch	T		t		P		Minimum Practical Nominal Screw Lengths, Formed Points				Minimum Torsional Strength, lb.- in. (STEEL SCREWS ONLY)	
			Major Diameter		Minor Diameter		Protrusion Allowance							
			Max	Min	Max	Min	#2 Pt.	#3 Pt.	90° Head, #2 Pt	Csk Head, #2 Pt	90° Head, #3 Pt	Csk Head, #3 Pt		
4	.1120	24	.114	.110	.086	.082	.163	-	5/16	3/8	-	-	14	
6	.1380	20	.139	.135	.104	.099	.190	.220	5/16	3/8	3/8	7/16	24	
7*	.1510	19	.153	.146	.113	.109	.137	.157	5/16	3/8	3/8	7/16	-	
8	.1640	18	.166	.161	.122	.116	.211	.251	3/8	7/16	7/16	1/2	42	
10	.1900	16	.189	.183	.141	.135	.235	.300	7/16	1/2	1/2	9/16	61	
12	.2160	14	.215	.209	.164	.157	.283	.353	1/2	5/8	1/2	5/8	92	
1/4	.2500	14	.246	.240	.192	.185	.318	.393	1/2	5/8	1/2	5/8	150	

\*SAE J78 does not include Specifications for #7 diameter drill screws.

SPACED THREAD SELF DRILLING SCREWS - 5/16 & 3/8 DIAMETERS, #3 POINT										
Nominal Size or Basic Screw Diameter		Threads Per Inch	T		t		A		B	
			Major Diameter		Minor Diameter		Drill Point Length		Drill Point Diameter	
			Max	Min	Max	Min	Max	Min	Max	Min
5/16	.3125	12	.315	.307	.272	.263	.421	.361	.270	.265
3/8	.3750	12	.380	.370	.308	.298	.354	.314	.338	.330

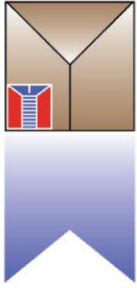
### Metallics

229 Cross Street  
Bristol, CT 06010

[www.metallics.us](http://www.metallics.us)

Phone: 860 589-4186 Toll Free: 800 243-8272

Fax: 860 584-1008 Toll Free Fax: 800 831-9358



# Metallics

An **AMERICAN** Source For Premier  
and Innovative Fasteners and Anchors



TYPE BSD SELF-DRILLING SCREW SELECTION CHART			
Nominal Screw Size	Point Number	Recommended Panel Thickness, in.	
		Min.	Max.
4	2	.035	.080
6	2	.035	.090
8	2	.035	.100
10	2	.035	.110
10	3	.110	.175
12	3	.110	.210
1/4	3	.110	.220

This table is only a guide and does not constitute a warranty of any type.

	Steel	Stainless
<b>Description</b>	<p><b>Type BSD:</b> A tapping screw with spaced threads and a drill point which drills its own hole.  <b>Type CSD:</b> A thread forming screw with machine screw thread pitch and a drill point which drills its own hole.            Both types allow the screw to form mating threads and produce a complete fastening system in a single operation.</p>	
<b>Applications/ Advantages</b>	<p><b>Type BSD:</b> May be used to attach plywood, soft woods or composition board to metal, or attach metal to metal.  <b>Type CSD:</b> The finer thread pitch reduces friction and driving torques. Type-CSD screws are normally used with thicker materials.            All self-drilling screws offer economical benefits: reduces labor and tooling costs; reduces or eliminates drill bits and taps.</p>	<p>The 18-8 stainless drill screw offers superior corrosion resistance while the 410 stainless screw will drill through harder material than the 18-8. The hardness of the material to be drilled should be a minimum of 10-20 Rockwell hardness points less than the screw's hardness.            Minimum torques are the same for stainless and steel self-drill screws. Drill time is 2.5 seconds for a 1mm thick plate.</p>
<b>Material</b>	AISI 1016 - 1024 or equivalent steel	410, 18-8 or 316 stainless steel
<b>Heat Treatment</b>	Screws shall be quenched in liquid and then tempered by reheating to 625°F minimum.	<p><b>410 SS:</b> An ideal method of hardening 410 stainless screws is a bright hardening process, which typically involves a vacuum furnace. Another key factor affecting hardness is the chemistry of the fastener--most elements have maximum values but not minimums. This fact can contribute to hardness variance.</p> <p>18-8 &amp; 316 are only hardenable by cold-working.</p>
<b>Case Hardness</b>	Rockwell C52 -58	-
<b>Case Depth</b>	<p><i>No. 4 and 6 diameter:</i> .002 - .007  <i>No. 8 thru 12 diameter:</i> .004 - .009  <i>1/4" diameter and larger:</i> .005 - .011</p>	-
<b>Hardness</b>	Core: Rockwell C32 - 40 (after tempering)	<p><b>410 SS:</b> Rockwell C38 - 46 (approx.)  <b>18-8 &amp; 316 SS:</b> Rockwell B100 (approx.)</p>
<b>Plating</b>	See Appendix-A for plating information.	Stainless drill screws are usually supplied plain.

## Metallics

229 Cross Street  
Bristol, CT 06010

[www.metallics.us](http://www.metallics.us)

Phone: 860 589-4186 Toll Free: 800 243-8272

Fax: 860 584-1008 Toll Free Fax: 800 831-9358