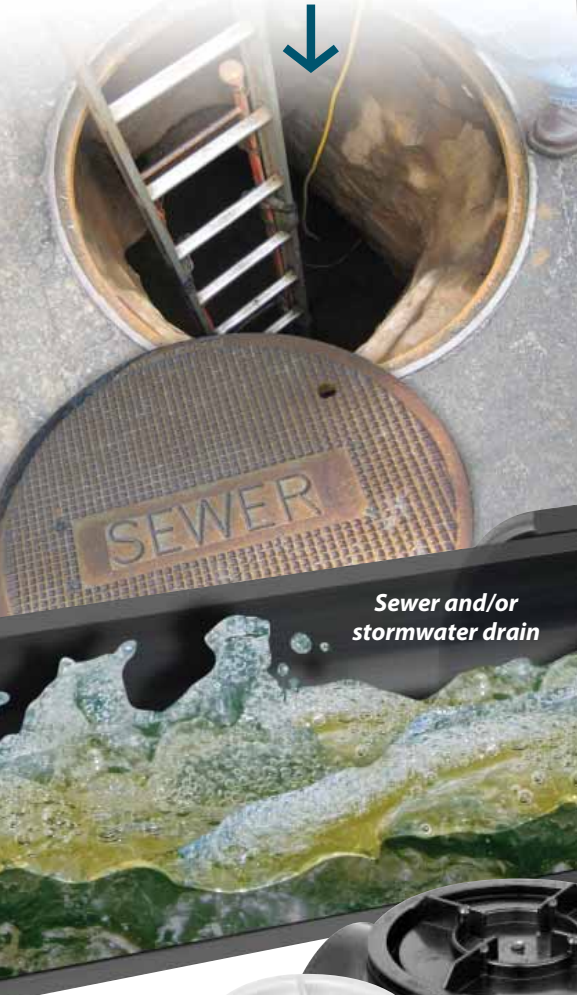


PLUMBING SOLUTIONS

What's keeping this...



Sewer and/or stormwater drain



IPEX

Backwater Valve

out of this?

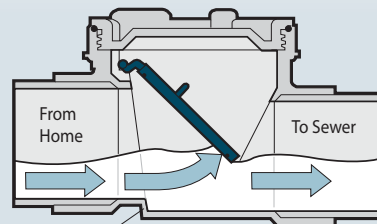


To home drain connections



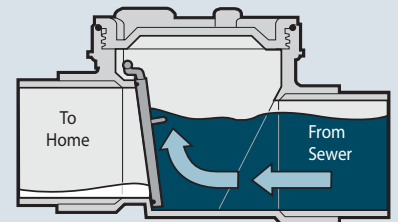
These simple devices offer effective protection against the backflow of sewage and stormwater into homes and businesses.

Backwater Valves



Built-in drainage slope

Under Normal Operation, the lightweight flapper opens and allows waste water to exit to sewer line.

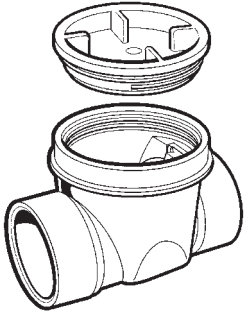


During a backflow, the flapper seals closed, stopping the flow from reaching interior drains entering the living space.



Backwater Valves

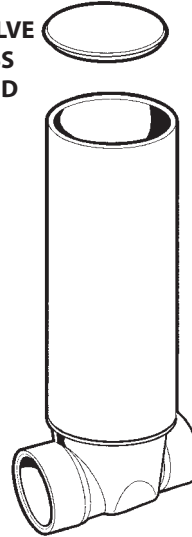
BACKWATER VALVE



PART #	CTN. QTY.	SIZE
ABS - With DWV Hubs		
123281	15	1½"
123282	15	2"
123283	10	3"
123284	4	4"
123286	1	6"
PVC (White) - With DWV Hubs		
223281W	15	1½"
223282W	15	2"
223283W	10	3"
223284W	4	4"
223286W	1	6"

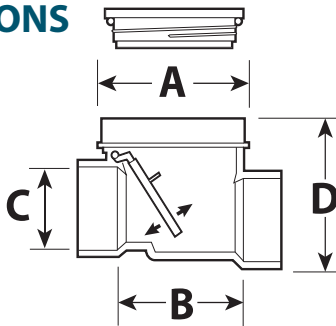
BWV Sleeve Kits available, see USP Price List

BACKWATER VALVE WITH 16" ACCESS SLEEVE & ABS LID



PART #	CTN. QTY.	SIZE
ABS - With DWV Hubs		
123271	1	1½"
123272	1	2"
123287	1	3"
123285	1	4"
PVC (White) - With DWV Hubs		
223271W	4	1½"
223272W	1	2"
223287W	1	3"
223285W	1	4"
PVC (White) - With Cast Iron Lid		
223287WSC	1	3"
223285WSC	1	4"
PVC (White) - With Sewer Hubs		
223290W	1	3"
223288W	1	4"

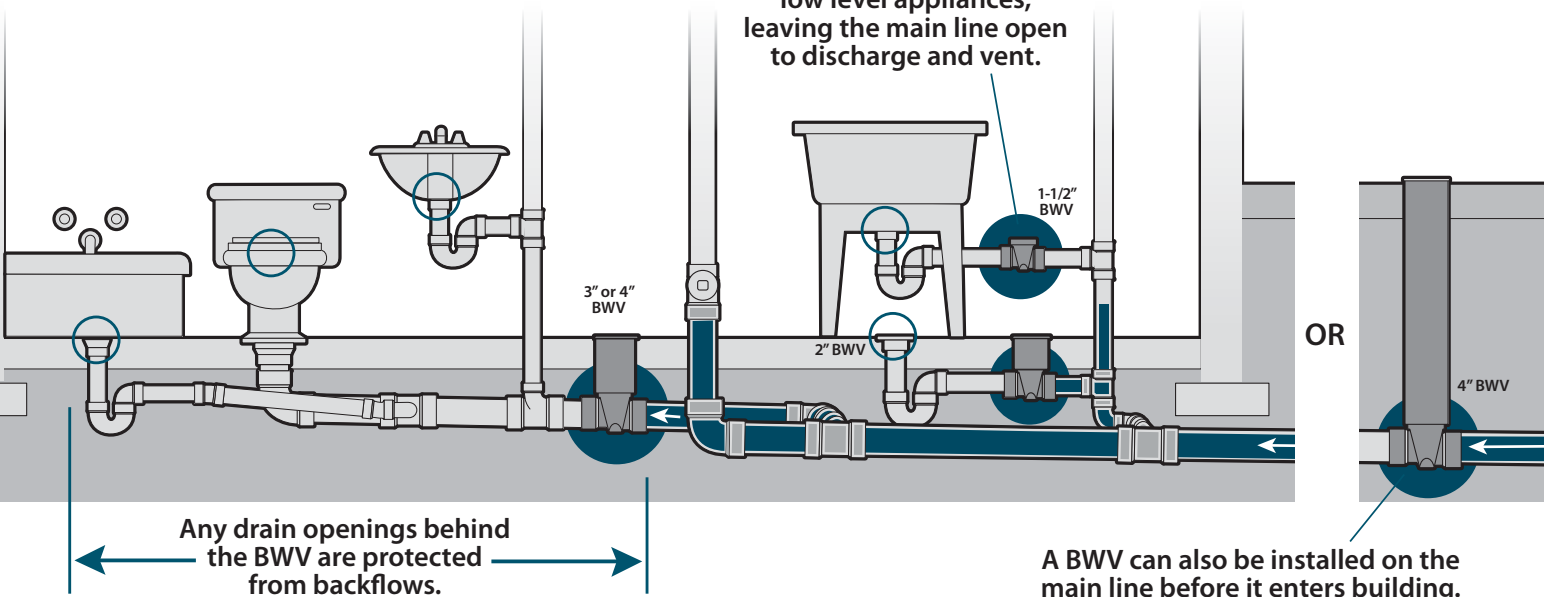
DIMENSIONS



A	B	C	D
1-1/2" Size Models			
3-43/64"	2-1/2"	1-1/2" Nom.	3-5/8"
2" Size Models			
3-5/8"	3"	2" Nom.	3-5/8"
3" Size Models			
5"	4-1/4"	3" Nom.	5-5/8"
4" Size Models			
7"	6-1/4"	4" Nom.	6-1/2"
6" Size Models			
10-1/8"	8-1/4"	6" Nom.	9-1/16"

Note: If the valve is to be buried in the ground or installed under a concrete floor, an access sleeve with lid is to be installed over the opening in the top of the valve permitting access to the valve for periodic inspection. If the sleeve is solvent cemented to the valve, care must be taken to ensure that the operation of the access plug is not affected.

BWV's are recommended on all branch lines serving low level appliances, leaving the main line open to discharge and vent.



Plumbing Products for
the Construction Industry
ipexamerica.com

Eastern U.S. Customers
Tel: (289) 881-0120
Toll Free: 1-800-463-9572
Fax: (905) 844-0826

Western U.S. Customers
Tel: (303) 373-1918
Toll Free: 1-888-461-5307
Fax: (303) 373-1923