

# BLUE LUBE PIPE GASKET LUBE GLP-SPEC

## PRODUCT DESCRIPTION

### PRODUCT

**BLUE LUBE** Pipe Gasket Lube

### TYPE

**BLUE LUBE** Pipe Gasket Lube is a unique product that has been specially formulated to prevent turbidity, taste, and/or odor problems in new water main installations. **BLUE LUBE** will not promote bacterial growth.

### RECOMMENDED USES

A blue viscous gasket lubricant for lubricating all rubber and plastic gaskets used in mechanical pipe coupling including Gruvlok\* and Victaulic\*\* type fittings. **BLUE LUBE** insures proper alignment of gaskets for correct fit during pipe installation. It works well on wet or dry surfaces and is nontoxic and suitable for use on potable water systems. Blue Lube is odorless and cleans up easily. Safe for use on all metal, plastic and rubber gasketed pipe.

### COLOR/CONSISTENCY

Light Blue / Smooth, thixotropic lubricant. Remains a paste at temperatures above 150°F (66°C). Will not break down if repeatedly frozen and thawed.

### TEMPERATURE RANGE USE

7°F (-14°C) to 150°F (66°C)

### CORROSIVENESS

Non-corrosive

### FLAMMABILITY

Nonflammable

### DRYING TIME

Drying time of the lubricant will vary with weather conditions; therefore, it is important to join the pipe and gasket as soon as possible after applying the lubricant. If drying should occur before joining the pipe with the gasket, re-swab the pipe and gasket immediately. For best results, apply with a cotton swab applicator.

### GLP-SPEC

© 2017 J.C. Whitlam Manufacturing Company  
This product is manufactured in the U.S.A.

\*Anvil International Trademark \*\*Victaulic Co. of America Trademark

The information contained in this bulletin is correct to the best of our knowledge. The recommendations or suggestions herein are made without guarantee or representation as to result, since the conditions of use are beyond our control. We suggest that you evaluate the recommendations contained in this bulletin. No statement is to be construed as violating any copyright or patent. They are intended only as a source of information.

## PACKAGING

U.S. Measure:

<u>Stock Code</u>	<u>Size</u>
<b>Plastic Container w/ Twist Top Lid</b>	
GLP4	¼ pint (118 ml)
<b>Plastic Container</b>	
GLP16	1 pint (473 ml)
<b>Plastic Container w/ Twist Top Lid</b>	
GLP32	1 quart (.95 L)
<b>Pail w/ Handle</b>	
GLP1	1 gal. (3.785 L)
GLP5	5 gal. (18.9 L)
<b>55 Gallon Drum</b>	
GLP55	55 gal. (208 L)

## WEIGHT PER U.S. GALLON

8.43 lbs. (3.82 kg) ± 0.2

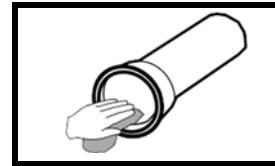
## SHIPPING WEIGHT PER CASE

<u>Stock Code</u>	<u>Case Weight</u>	<u>#/Case</u>
GLP4	8 lbs. (3.6 kg)	24
GLP16	30 lbs. (13.6 kg)	24
GLP32	28 lbs. (12.7 kg)	12
GLP1	37 lbs. (16.8 kg)	4
GLP5	45 lbs. (20.4 kg)	1
GLP55	500 lbs. (226.8 kg)	1

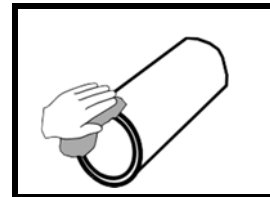


Meets  
NSF Standard 14 &  
NSF Standard 61

## DIRECTIONS FOR USE



**Step 1: Clean bell of pipe.** Remove any loose dirt, gravel, rust, scale, or foreign material. Remove standing water for best results.



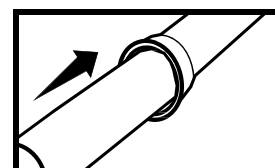
**Step 2: Clean spigot of pipe as in Step 1.** Surfaces must be thoroughly clean before application of "Blue Lube".



**Step 3: Apply "Blue Lube" liberally to the bell of pipe.** For best results use a cotton swab applicator.



**Step 4: Apply "Blue Lube" liberally to the spigot of pipe.** Keep the lubricated surfaces free from dirt.



**Step 5: Immediately after application of the lubricant, assemble the joint.** Apply even pressure and insert the spigot into the bell.

 **WHITLAM**  
P.O. Box 380  
Wadsworth, Ohio 44282  
Phone: 330-334-2524  
Fax: 330-334-3005  
Email: info@jcwhitlam.com  
Website: www.joinpipe.com