

KT-LED27PSHID-E26-8CSB-D


HID REPLACEMENT LED LAMP

DESCRIPTION

27W HID Replacement LED Lamp | Power Select + Color Select | 80 CRI



LAMP TYPE: HID Replacement LED
BASE TYPE: E26 (Medium)
SELECTABLE WATTAGE: 27/22/18W
SELECTABLE COLOR TEMPERATURE: 3000/4000/5000K
LEGACY EQUIVALENT: 70W–100W
COLOR RENDERING INDEX (CRI): > 80
WARRANTY: 5 Years



PRODUCT FEATURES


- Replacement for conventional metal halide lamp
- Keystone Power Select Technology (27/22/18W)
- Keystone Color Select Technology (3000/4000/5000K)
- 50,000+ hour lifetime
- Environmentally friendly: No mercury used
- Instant startup
- Operating temperature: -30°C/-22°F to 45°C/113°F
- Integral driver eliminates the need for external driver or ballast; includes 4kV surge protection
- Suitable for use in fully enclosed fixture. Minimum lamp compartment dimensions: 6" x 6" x 7.3"
- Do not use with standard dimmers. Not compatible with phase dimmers
- UL listed

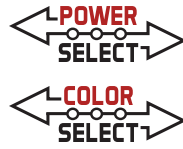
ELECTRICAL AND PERFORMANCE SPECIFICATIONS

Keystone Catalog Number	Input Voltage	Selectable Power	Selectable CCT	Lumens	Efficacy	Base Type	CRI	Input Current
KT-LED27PSHID-E26-8CSB-D	120–277V	27W	3000K	3,564 lm	132 lm/W	E26	> 80	0.23A @ 120V 0.10A @ 277V
			4000K	3,888 lm	144 lm/W			
			5000K	3,780 lm	140 lm/W			
	120–277V	22W	3000K	2,904 lm	132 lm/W			0.18A @ 120V 0.08A @ 277V
			4000K	3,168 lm	144 lm/W			
			5000K	3,080 lm	140 lm/W			
	120–277V	18W	3000K	2,394 lm	133 lm/W			0.15A @ 120V 0.06A @ 277V
			4000K	2,610 lm	145 lm/W			
			5000K	2,538 lm	141 lm/W			

* Color Uniformity: CCT (Correlated Color Temperature) range as per guidelines outlined in ANSI C78.377-2017

SELECTABILITY





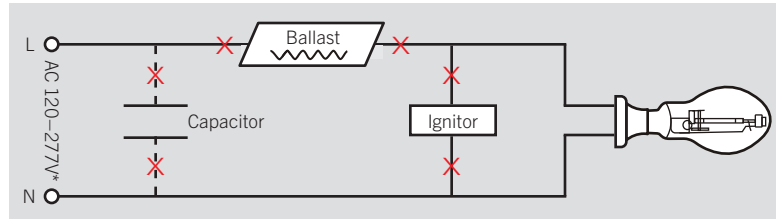
KT-LED27PSHID-E26-8CSB-D

HID REPLACEMENT LED LAMP

WIRING INSTRUCTIONS


STEP 1

Disconnect power. Disconnect and remove existing ballast, capacitor, and/or ignitor (where applicable) from fixture.




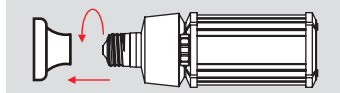
STEP 2

Rewire for line voltage to the lamp socket. Lamp is compatible with 120–277V from single-phase, three-phase wye, and three-phase delta systems.



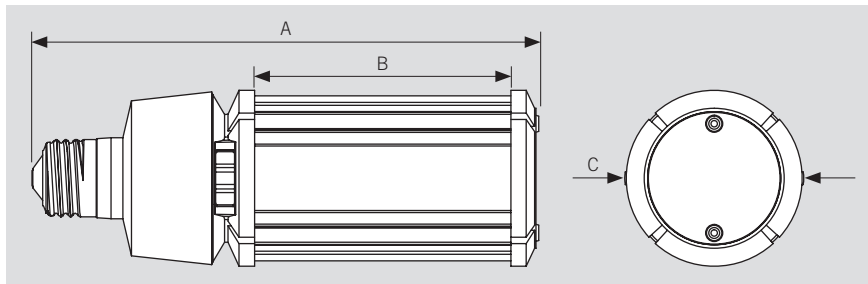
STEP 3

Install new LED replacement lamp. Ensure lamp is operating properly when power is turned on.



*or other line for certain three-phase systems, such as 120/208 three-phase wye systems

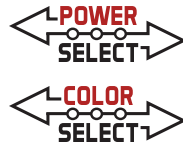
PHYSICAL CHARACTERISTICS



LAMP DIMENSIONS

A (Body Length)	6.69"
B (Illuminated Length)	3.39"
C (Diameter)	2.32"

BASE TYPE: E26 (Medium)



KT-LED27PSHID-E26-8CSB-D

HID REPLACEMENT LED LAMP

ORDERING INFORMATION

ORDER CODE	PACK QTY.	UPC	EASY CODE
KT-LED27PSHID-E26-8CSB-D	16	843654134727	XY-28

CATALOG NUMBER BREAKDOWN

KT-LED27PSHID-E26-8CSB-D

1 2 3 4 5 6 7 8 9 10

- 1 Keystone Technologies
- 2 LED Lamp
- 3 Max Wattage
- 4 Power Select
- 5 Lamp Type
- 6 Base Type
- 7 80 CRI
- 8 Color Select
- 9 Color Select Designation
- 10 Direct Drive

9 Color Select Designation

B	3000/4000/5000K
---	-----------------