

### Features

- 4" (102 mm) centerset faucet holes.
- Overflow drain.

### Material

- KOHLER® enameled cast iron.

### Installation

- Drop-in.

### Recommended Products/Accessories

- K-8998 P-Trap
- K-23726 Drain treatment
- K-23725 Cast iron cleaner



**ADA** **CSA B651**

### Codes/Standards

ASME A112.19.1/CSA B45.2  
ADA  
ICC/ANSI A117.1  
CSA B651



### Lifetime Limited Warranty for KOHLER® Cast Iron Components

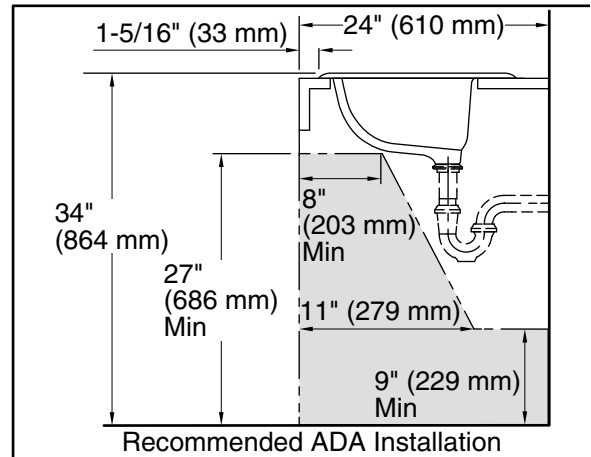
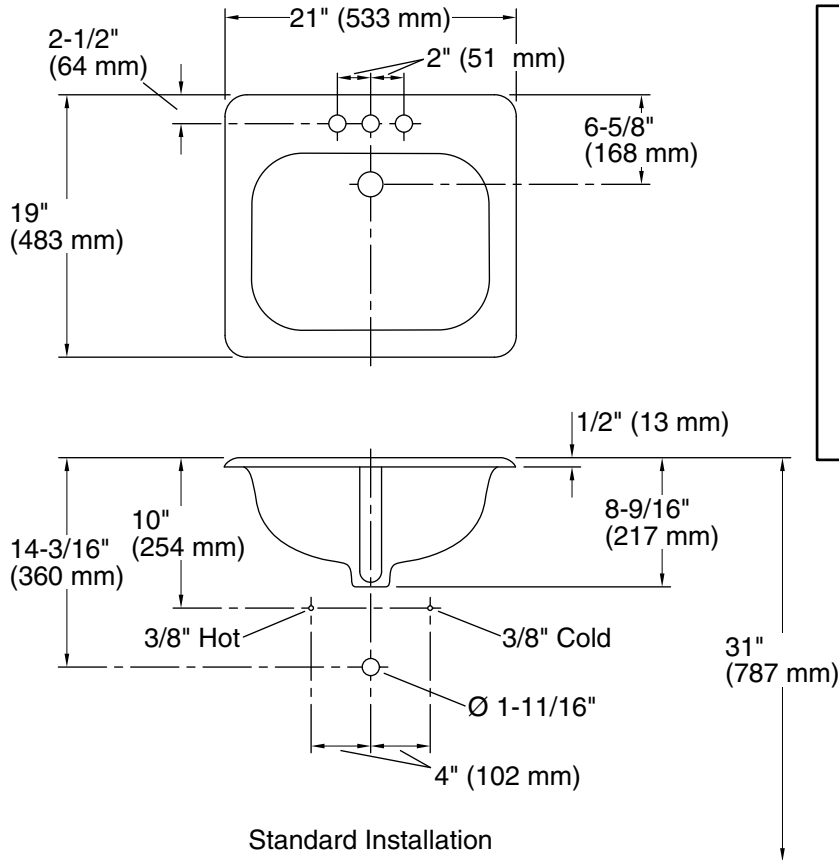
See website for detailed warranty information.

### Available Colors/Finishes

*Color tiles intended for reference only.*

Color	Code	Description
-------	------	-------------

	0	White
	96	Biscuit



### Technical Information

All product dimensions are nominal.

Bowl configuration:	Single
Installation:	Drop-in
Bowl area (Only):	Length: 16" (406 mm) Width: 12" (305 mm) Water depth: 5" (127 mm)
Number of deck holes:	3
Faucet hole spacing:	4" (102 mm)
Faucet hole(s):	1-1/4" (32 mm)
Drain hole:	1-3/4" (44 mm)
Template:	116586-7, required, included

### Notes

Install this product according to the installation instructions.

ADA, CSA B651 compliant when installed to the specific requirements of these regulations.