



Highline® Comfort Height®

Elongated chair height toilet bowl
K-4373

Features

- Elongated bowl offers added room and comfort.
- Comfort Height® feature offers chair-height seating that makes sitting down and standing up easier for most adults.
- Combines with the K-4467 tank to create a complete K-3889 Highline toilet.

Installation

- 10" (254 mm) rough-in.
- Three-bolt quick-connect installation.

Recommended Products/Accessories

K-4467 Toilet tank, 1.28 gpf
K-23726 Drain treatment

Included Components

Additional Components:
Bolt cap accessory pack



Codes/Standards





ASME A112.19.2/CSA B45.1

KOHLER® Toilets and Seats Limited Warranty

See website for detailed warranty information.

Available Colors/Finishes

Color tiles intended for reference only.

Color	Code	Description
	0	White
	96	Biscuit
	47	Almond
	7	Black Black™

No image available.

This product is a component and not intended to be a standalone installation.

Technical Information

All product dimensions are nominal.

Toilet type:	Two-piece, Floor-mount
Bowl shape:	Elongated
Flush type:	Class Five®
Trap passageway:	2-1/8" (54 mm)
Water surface size:	11-3/8" x 8" (289 mm x 203 mm)
Rim to water surface:	5-3/8" (137 mm)
Rough-in:	10" (254 mm)
Seat-mounting holes:	5-1/2" (140 mm)

Notes

Install this product according to the installation instructions.