

## Features

- 1.6 gpf (6.0 lpf)
- Left-hand Polished Chrome trip lever.
- Combines with the K-4199 bowl to create a complete K-3979 Highline toilet, combines with the K-4198 bowl to create a complete K-3978 Wellworth toilet, and combines with the K-4197 bowl to create a complete K-3977 Wellworth toilet.
- Coordinates with other products in the Wellworth collection.

## Technology

- Single-flush gravity uses the force of gravity and a precision-engineered tank to create a strong siphon during flushing.
- KOHLER's canister flush valve harnesses the natural force of gravity and optimizes flushing performance.
- Class Five® flushing technology offers virtually plug-free performance and rinsing power for a clean bowl.

## Installation

- Supply line sold separately.

## Recommended Products/Accessories

K-4197 Round-Front Bowl  
K-4198 Elongated Bowl  
K-4199 Two-piece elongated chair height toilet bowl  
K-23726 Drain treatment



## Codes/Standards





ASME A112.19.2/CSA B45.1

## KOHLER® Toilets and Seats Limited Warranty

See website for detailed warranty information.

## Available Colors/Finishes

*Color tiles intended for reference only.*

Color	Code	Description
	0	White
	96	Biscuit
	47	Almond
	7	Black Black™



**Wellworth®**  
Toilet tank, 1.6 gpf  
**K-4468**

No image available.  
This product is a component and not intended to be a standalone installation.

### **Technical Information**

All product dimensions are nominal.

Toilet type:           Two-piece

### **Notes**

Install this product according to the installation instructions.