


BRUSHES FOR INDUSTRY



MILL-ROSE



MILL-ROSE



Clean-Fit Products....

Strong demand for Mill-Rose brushes by the plumbing, heating and cooling industry led to the formation of Clean-Fit Products, our fast-growing division serving professional contractors, hardware wholesalers and Do-It-Yourself home centers. Clean-Fit Products offers contractors a complete line of brushes, abrasives, PTFE sealants and specialty tools, including our line of Blue Monster® professional-grade products. Clean-Fit Products has experienced explosive growth with its Blue Monster product line, demonstrating the need for high-quality brushes and accessories with a unique and trusted brand name.

Industrial...

Mill-Rose is the largest U.S. manufacturer of twisted-wire brushes and the undisputed world market leader for brushes of all uses. Brushes are what we know; big ones, little ones, produced in large or small volumes. We design, engineer, manufacture and deliver brushes in any quantity, catering to customer's specific needs.

We've been setting the standard for quality, performance, and innovation in brush technology for over 90 years. Mill-Rose brushes are used in virtually every industry around the world, including, but not limited to, aerospace, agriculture, automotive, defense, energy, manufacturing, medical, technology, and telecommunications.

Choose from thousands of "standard" and "not-so-standard" sizes and shapes of brushes that deburr, polish, finish, sort, auger, conduct, dissipate, collect, move and protect materials. Mill-Rose brushes are often used in non-brushing applications to solve engineering, design, and production problems. If you require a special or unique brush, we can design it and make it from any material the job calls for. Mill-Rose has designed more than 100,000 special brushes with unique configurations for unique applications.



Mill-Rose Laboratories...

Mill-Rose Laboratories manufactures a complete line of disposable and reusable brushes, snares and baskets used throughout the medical industry. We're the leading source for laboratory and scientific brushes, biopsy and micro brushes, and stainless steel wire forms used in a broad range of applications. Medical device manufacturers turn to us for our medical machining expertise and value-added service. Our commitment to cutting edge technology, product quality and customer satisfaction is second to none.



CONTENTS

Acid Brushes	23
Bassine Whisk Brushes	42
Bowl and Sanitary Brushes	42
Brush Terminology, Design, and Ordering	4, 5, 6 & 7
Condenser Tube Brushes	18 & 19
Conflare Brushes	38
Copper Center Brushes	28 & 29
Counter Duster Brushes	42
Cup Brushes – Medium and Heavy Duty	34 & 35
Deck Scrub Brushes	44
End Brushes – Wire End, Circular Flared, Pilot Bond, and Pencil End Brushes	36 & 37
Fender Brushes	27
Fitting & Tube Cleaning Brushes	20, 21 & 22
Flat Wire Brooms	44
Floor Brooms and Handles	43 & 44
Flue and Boiler Tube Brushes	19
Gun Brushes	24 & 25
Hand Scratch Brushes	23
Laboratory & Scientific Brushes	40 & 41
Masonry and Roofing Brushes	44
Medical Brushes	2
Miniature Brushes	8 & 9
Paint and Varnish Brushes	46 & 47
Parts Cleaning Brushes	45
Platers, Welder, Gas Stove, Halfpence or Plate, Scouring or Scrub, Rotary, Pumice and Scrub Brushes	26 & 27
Spoke Brushes	23
Strip Brushes	48
Square Wheel Brushes – Mounted	39
Unusual or Special Brushes	7
Terminology and Safety Requirements	4 & 5
Tube Brushes – Hand-use, Single Spiral	9
Tube Brushes – Power-use, High Density	10 - 15
Tube and Bottle Brushes	16 & 17
Valve Guide Brushes	17
Wheel Brushes – Crimped Wire	
Narrow Face	30
Wide Face	31
Wheel Brushes – Twisted Tuft	32 & 33
Wire Wound Brushes	42



Specialized Facilities, Global Coverage

Mill-Rose has manufacturing and warehouse facilities throughout the United States and Mexico. Production facilities in Mentor, Ohio and Mexico feature advanced manufacturing techniques and quality-control programs that ensure unvarying quality. Production is complemented by a U.S. distribution center featuring state-of-the-art inventory management to better serve customers around the world.





Brush Terminology

A Brush Is A Tool

The purpose of a brush is to clean and/or score a contaminated surface, and the design/selection of the brush is vital to its performance. Mill-Rose brushes effectively balance the following design criteria, maximizing performance and life while minimizing required power:

- Length and diameter of the fill wire.
- Hardness and durability of the fill wire.
- Strength and flexibility (length & diameter) of the stem wire.

For example, Mill-Rose fitting brushes are designed to clean and score the fitting, allowing for a stronger solder joint. These brushes are manufactured with the highest quality fill wire, trimmed so the tip of the wire does the work (scoring).

The scope of this catalog clearly shows the most comprehensive offering in the industry. With Mill-Rose, you do not have to settle for anything less than the exact brush for your job.

Brush Construction



SINGLE STEM - Single Spiral

Brush fill bristles are twisted between two (2) stem wires with a single stem wire on each side of the fill wire.



DOUBLE STEM - Single Spiral

Brush fill bristles are twisted between four (4) stem wires with two stem wires on either side of the fill wire.



DOUBLE STEM - Double Spiral

Brush fill bristles are twisted between four (4) stem wires with two (2) layers of fill bristles. Fill bristle layers are perpendicular to each other.

Usage

First, select the proper brush, referring to the sizing chart. O.D. (actual) sizes are generally specified for refrigeration fittings. I.D. (nominal) sizes are generally specified for plumbing fittings.

Second, always rotate the brush in a clockwise direction when the brush points away from the user. This tightens the brush construction.

Warning: Reversing a twisted-in-wire brush may loosen the stem wire causing a loss of fill bristles.

(Actual) O.D. Fitting Size	(Nominal) I.D. Fitting Size
1/4"	1/8"
3/8"	1/4"
1/2"	3/8"
5/8"	1/2"
3/4"	5/8"
7/8"	3/4"
1"	7/8"
1-1/8"	1"
1-3/8"	1-1/4"
1-5/8"	1-1/2"
2-1/8"	2"
2-5/8"	2-1/2"

Wire Gauges

Decimal equivalent in inches & diameter in millimeters.

Gauge #	Dia. in.	Dia. mm	Gauge #	Dia. in.	Dia. mm
20	.035	.89	33	.0118	.30
23	.026	.66	34	.0104	.26
24	.023	.58	35	.0095	.24
25	.020	.51	36	.009	.23
26	.018	.46	38	.008	.20
28	.016	.41	43	.006	.15
30	.014	.36	47	.005	.13
32	.0128	.33			

Bristle Materials

Steel Wire

Most power brushes are made with high-carbon tempered steel bristles from 0.0025" to 0.060" in diameter.

TYPE H.C.: (High Carbon) Steel is generally used where aggressive action and deep cutting action are required. This wire offers maximum strength, recovery and brush life.

TYPE L.C.: (Low Carbon) Steel is softer wire used for gentle action on softer materials, and for light surface decorating by power brush techniques.



Bristle Materials

Stainless Steel Wire

TYPE 302: Stainless is highly resistant to corrosion, and should be used in brushing aluminum and stainless steel to prevent unsightly after-rust caused by imbedded carbon-steel bristle particles.

TYPE 420: Stainless has lower corrosion resistance than Type 302, but produces stronger, more aggressive brushing action and longer brush life. Use where after-rust is not a problem.

Non-Ferrous Wire

Aluminum, copper brass, nickel, silver.

Synthetic Bristles

Generally used for brushing and cleaning applications involving corrosive acids and alkalis. Longer life bristle materials include: Nylon, Polyethylene, Styrene, "Herox"[®], "Tynex"[®], Polypropylene, and most other man-made fibers suitable for bristles. Gauges from .0025" to .060" straight or crimped.



Vegetable Fibers

Tampico, bassine, palmetto, palmyra, and other natural vegetable fiber bristles. Tampico is the most commonly used vegetable fiber for scrubbing and washing operations. Treated Tampico is excellent for light deburring and surface finishing operations when used in combination with buffing and deburring compounds.

Silicate

These materials are used for ultra-fine deburring; edge breaking and cleaning; removing sharp edges and metal slivers from drilled/threaded holes and curves.

Aluminum Oxide & Silicon Carbide

Synthetic bristle filaments (Nylon) are uniformly impregnated over the full bristle length with a high-cutting speed abrasive such as aluminum oxide or silicon carbide. These abrasives deliver fast cutting rates with the gentle bristle action of synthetic bristles. Grit sizes: 46-60, 80, 120, 180, 240, 320, 500 and 600.

Wire Forms

Two forms of metal wire and synthetic bristles are available:
Crimped

Bristles have full-length crimping that produces softer brushing action and lengthens bristle life by reducing breakage.

Straight

Bristles are straight, not wavy, and deliver a stiffer brushing action.



Safety Requirements:

SAFETY SPEEDS (MSFS):
Maximum Safe Free Speed

is the RPM speed at which the brush can be operated spinning free with no pressure applied. MSFS should not be exceeded under any conditions. Consult your local factory representative for proper MSFS.

SAFETY EQUIPMENT: Safety goggles or face shields should be worn by all operators and personnel working in the area of power brush operators.

MACHINE GUARDS: Rotating power brushes should be used only on equipment with safety guards. Keep all machine guards in place.

PRESSURE: Avoid excessive brush pressure when using a power brush. Excessive pressure reduces brush efficiency and its worklife.

STORAGE & HANDLING: Brushes should not be exposed to high humidity, heat, acid or fumes that might deteriorate wire filaments and cause failure. Do not allow foreign material to accumulate on brush face. Check for distortion that may cause imbalance and excessive vibration.



Custom Designed Brushes

The Mill-Rose Company specializes in designing and manufacturing brushes used in new and unique applications. This may require modifying one of the thousands of standard and not-so-standard brushes we manufacture on a regular basis. If your brush requirement calls for a completely new design, we can design it and make it from any material the job calls for.

You can "Design your own brush" with our user-friendly software, or refer to our "Custom Design Brush Samples" to see some of the diverse sizes and shapes of brushes we manufacture. Many of these are brushes that don't actually brush, so we call them UnBrushes[®]. UnBrushes[®] are used in all types of manufacturing where off-the-shelf brushes simply don't work. UnBrushes[®] solve numerous electrical, mechanical and production problems.

Let Us Build a Brush for You

Hundreds of different Mill-Rose Un-Brush designs are at work, providing unique solutions to designer's needs. Put our 90+ years of brush design/manufacturing experience to work for you. Send us a sketch of the Un-Brush you need or tell us what you want to accomplish and we'll take it from there. Our full-service engineering department will work with you to develop a prototype. Send us E-mail, fax or call toll-free 800.321.3533 to get started.

Grounding Devices

Mill-Rose has designed flexible electrostatic grounding brushes for a broad range of applications, including office copiers, fax machines and computer printers. These long-bristled "un-brushes" dissipate troublesome electrostatic electricity wherever it creates problems.

Reversible Side-Action Honing Tool

Nylon fibers impregnated with aluminum oxide or silicon carbide abrasive hone and polish cylinders and piston housings. May be tapered or configured to hone multiple surfaces at the same time.

Mixing/Screening Device

Used to recover and recycle toner in office copy machines, this agitator separates toner that has a tendency to become compact, and forces it through a screen. Brushes can be used anywhere powder and other materials require agitation.

Continuous Applicator

Lubricants, paint and / or liquids can be applied continuously when fed through a tube attached to a Mill-Rose applicator brush. A wide range of bristle material can be used, depending on the viscosity of the liquid being applied and the liquid's rate of flow.

Static Dissipation

Static dissipating brushes using Thunderon SS-N bristle material are also available from Mill-Rose. This unique fiber dissipates static electricity from computers, copiers, fax machines and electronic circuitry, or anywhere paper, film or fibers are utilized. The exceptional discharge properties of Thunderon SS-N also help prevent accidents caused by electrical discharge.

Custom Designed Brushes

Mill-Rose has designed more than 100,000 special brushes with unique configurations for unique applications. Perhaps one of the brushes in the photo is similar to the brush you require. Call or e-mail us what you want to accomplish, or send us a sketch showing what you need.



Brush Type Reference Photo

A B C D E F G H I J K L M N O P Q R S T U V W X Y Z

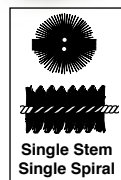
1
2
3
4
5
6
7
8
9
10
11
12
13
14
15
16
17
18
19
20
21
22
23
24
25





Miniature Twisted-Wire Brushes

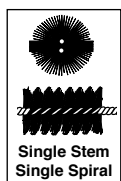
True miniature brushes, 0.020" to 0.125" in diameter to deburr, clean and slightly ream very small holes and cavities. Can be supplied in a full range of bristle materials...wire and man-made fibers. Sturdy loop handle makes them easy to use. Also available in a full range of diameters in increments .001".



CATALOG NUMBER			Diameter	Brush Part	Overall Length	Stem Diameter	Wire Size
Stainless	Brass	Nylon					
06012	06014	06016	.020	1/4"	3"	.012	.003
06022	06024	06026	.030	1/4"	3"	.016	.003
06032	06034	06036	.040	1/2"	4"	.028	.003
06042	06044	06046	.050	1/2"	4"	.032	.003
06052	06054	06056	.060	1/2"	4"	.036	.003
06062	06064	06066	.070	3/4"	4"	.040	.003
06072	06074	06076	.080	3/4"	4"	.048	.003
06082	06084	06086	.090	1"	4"	.048	.003
06092	06094	06096	.100	1"	4"	.048	.003
06102	06104	06106	.110	1"	4"	.048	.003
06112	06114	06116	.125	1"	4"	.048	.003
06122	06124	06126	.130	1"	4"	.048	.003
06132	06134	06136	.140	1"	4"	.070	.003
06142	06144	06146	.150	1"	4"	.070	.003
06152	06154	06156	.160	1"	4"	.070	.003
06162	06164	06166	.170	1"	4"	.070	.003
06172	06174	06176	.180	1"	4"	.070	.003
06182	06184	06186	.190	1"	4"	.070	.003

Miniature Abrasive Tube Brushes

Miniature abrasive tube brushes are designed for cleaning and deburring holes drilled in close-tolerance metallic and non-metallic parts. These brushes are flexible, designed to retain their shape better than wire-fill brushes, and will not degrade the diameter, straightness or surface finish of the holes. Silicate and aluminum-oxide brushes are designed for power use. Silicon-carbide brushes can be special ordered.



Catalog Number	Brush Dia.	Brush Part	Overall Length	Stem Dia.	Fill Size
06200	.030	1/2"	4"	.015	.008 Silicate
06210	.050	1/2"	4"	.023	.008 Silicate
06220	.075	3/4"	4"	.034	.008 Silicate
06230	.090	3/4"	4"	.042	.008 Silicate
06240	.105	1"	4"	.044	.008 Silicate
06250	.125	1"	4"	.064	.008 Silicate
06260	.135	1"	4"	.064	.008 Silicate

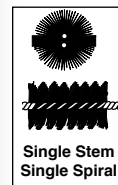
Catalog Number	Brush Dia.	Brush Part	Overall Length	Stem Dia.	Fill Size
06300	.165	1"	5"	.087	600 Al. Oxide
06310	.190	1"	5"	.087	600 Al. Oxide
06320	.260	1"	5"	.115	600 Al. Oxide
06330	.325	1"	5"	.115	600 Al. Oxide
06340	.385	1"	5"	.147	600 Al. Oxide
06350	.515	1"	5"	.168	600 Al. Oxide
06360	.640	1"	5"	.168	600 Al. Oxide
06370	.765	1"	5"	.221	600 Al. Oxide
06380	.890	1"	5"	.221	600 Al. Oxide
06390	1.015	1"	5"	.248	600 Al. Oxide

Series 100 Single-Spiral Tube Brushes For Hand Use...

These small-diameter (1/8" to 1.0") wire brushes are used in hand-cleaning the internal bore of metal tubing, drilled orifices, and other cylindrical cavities in various hard materials. A sturdy twisted wire handle with hand loop enables the hand to grip the brush comfortably and exert pressure to ream the opening for tube cleaning.

FEATURES: Bristles concentric around the handle axis. Uniform density of bristles end to end. Bristles are made of high carbon steel ... also available in stainless, brass, and all stainless steel construction. Complete range of diameters from 1/8" to 1". Larger diameters can also be made.

CATALOG NUMBER				Brush Dia.	Brush Part	Overall Length	Twisted Stem Dia.	Wire Size
HC Steel	Stainless	Brass	All St/St					
01000	01001	01002	01003	1/8"	1"	6"	.088	.003
01005	01006	01007	01008	1/8"	1"	6"	.088	.005
01010	01011	01012	01013	3/16"	1-1/2"	7"	.088	.003
01015	01016	01017	01018	3/16"	1-1/2"	7"	.088	.005
01020	01021	01022	01023	1/4"	1-1/2"	7"	.088	.003
01025	01026	01027	01028	1/4"	1-1/2"	7"	.088	.005
01030	01031	01032	01033	5/16"	1-1/2"	7"	.088	.004
01035	01036	01037	01038	5/16"	1-1/2"	7"	.088	.006
01040	01041	01042	01043	3/8"	2"	8"	.120	.004
01045	01046	01047	01048	3/8"	2"	8"	.120	.006
01050	01051	01052	01053	7/16"	2"	8"	.120	.004
01055	01056	01057	01058	7/16"	2"	8"	.120	.006
01060	01061	01062	01063	1/2"	2"	8"	.120	.004
01065	01066	01067	01068	1/2"	2"	8"	.120	.006
01070	01071	01072	01073	9/16"	2-1/2"	9"	.150	.005
01075	01076	01077	01078	9/16"	2-1/2"	9"	.150	.008
01080	01081	01082	01083	5/8"	2-1/2"	9"	.150	.005
01085	01086	01087	01088	5/8"	2-1/2"	9"	.150	.008
01090	01091	01092	01093	11/16"	2-1/2"	9"	.150	.005
01095	01096	01097	01098	11/16"	2-1/2"	9"	.150	.008
01100	01101	01102	01103	3/4"	2-1/2"	9"	.150	.005
01105	01106	01107	01108	3/4"	2-1/2"	9"	.150	.008
01110	01111	01112	01113	13/16"	3"	10"	.172	.005
01115	01116	01117	01118	13/16"	3"	10"	.172	.008
01120	01121	01122	01123	7/8"	3"	10"	.172	.005
01125	01126	01127	01128	7/8"	3"	10"	.172	.008
01130	01131	01132	01133	15/16"	3"	10"	.172	.005
01135	01136	01137	01138	15/16"	3"	10"	.172	.008
01140	01141	01142	01143	1"	3"	10"	.172	.005
01145	01146	01147	01148	1"	3"	10"	.172	.008





Series 200 Double-Spiral Tube Brushes...Powered Use


Series 200 Brushes are beefed up to withstand the rigors of being driven by power tools, drills and drill presses. Handles are double-strand heavy-gauge wire, ending in a smooth stem to chuck readily in a power tool. Bristles available: carbon, stainless steel, brass, nylon, silicon carbide and aluminum oxide. Crimped wire bristles can also be supplied in Series 200 power-type brushes.

FEATURES: Bristles concentric around the handle axis. Uniform density of bristles end to end. These brushes can also be made in larger diameters.

Double Spiral Tube Brushes - Powered Use

HC Steel	Stainless Steel	Brass	Nylon	All St/St	Brush Dia.	Brush Part	Overall Length	Stem Dia.	Wire Size
02000	02001	02002	02003	02004	1/4"	1-1/2"	4"	.095	.003
02005	02006	02007	02008	02009	1/4"	1-1/2"	4"	.095	.005
02010	02011	02012	02013	02014	5/16"	1-1/2"	4"	.125	.003
02015	02016	02017	02018	02019	5/16"	1-1/2"	4"	.125	.005
02020	02021	02022	02023	02024	3/8"	1-1/2"	4"	.125	.003
02025	02026	02027	02028	02029	3/8"	1-1/2"	4"	.125	.005
02030	02031	02032	02033	02034	7/16"	2"	5"	.162	.004
02035	02036	02037	02038	02039	7/16"	2"	5"	.162	.006
02040	02041	02042	02043	02044	1/2"	2"	5"	.162	.004
02045	02046	02047	02048	02049	1/2"	2"	5"	.162	.006
02050	02051	02052	02053	02054	9/16"	2"	5"	.208	.005
02055	02056	02057	02058	02059	9/16"	2"	5"	.208	.008
02060	02061	02062	02063	02064	5/8"	2"	5"	.208	.005
02065	02066	02067	02068	02069	5/8"	2"	5"	.208	.008
02070	02071	02072	02073	02074	11/16"	2"	5"	.208	.005
02075	02076	02077	02078	02079	11/16"	2"	5"	.208	.008
02080	02081	02082	02083	02084	3/4"	2-1/2"	5-1/2"	.237	.006
02085	02086	02087	02088	02089	3/4"	2-1/2"	5-1/2"	.237	.010
02090	02091	02092	02093	02094	13/16"	2-1/2"	5-1/2"	.237	.006
02095	02096	02097	02098	02099	13/16"	2-1/2"	5-1/2"	.237	.010
02100	02101	02102	02103	02104	7/8"	2-1/2"	5-1/2"	.237	.006
02105	02106	02107	02108	02109	7/8"	2-1/2"	5-1/2"	.237	.010
02110	02111	02112	02113	02114	15/16"	2-1/2"	5-1/2"	.237	.006
02115	02116	02117	02118	02119	15/16"	2-1/2"	5-1/2"	.237	.010
02120	02121	02122	02123	02124	1"	2-1/2"	5-1/2"	.237	.006
02125	02126	02127	02128	02129	1"	2-1/2"	5-1/2"	.237	.010
02130	02131	02132	02133	02134	1-1/16"	2-1/2"	5-1/2"	.237	.010
02135	02136	02137	02138	02139	1-1/8"	2-1/2"	5-1/2"	.237	.006
02140	02141	02142	02143	02144	1-1/8"	2-1/2"	5-1/2"	.237	.010
02145	02146	02147	02148	02149	1-1/4"	2-1/2"	5-1/2"	.237	.006
02150	02151	02152	02153	02154	1-1/4"	2-1/2"	5-1/2"	.237	.010
02155	02156	02157	02158	02159	1-3/8"	2-1/2"	5-1/2"	.237	.006
02160	02161	02162	02163	02164	1-3/8"	2-1/2"	5-1/2"	.237	.010
02165	02166	02167	02168	02169	1-1/2"	2-1/2"	5-1/2"	.237	.006
02170	02171	02172	02173	02174	1-1/2"	2-1/2"	5-1/2"	.237	.010
02175	02176	02177	02178	02179	1-3/4"	2-1/2"	5-1/2"	.237	.010
02180	02181	02182	02183	02184	1-3/4"	2-1/2"	5-1/2"	.237	.012
02185	02186	02187	02188	02189	2"	2-1/2"	5-1/2"	.237	.012

ALSO AVAILABLE IN IMPREGNATED NYLON - SILICON CARBIDE OR ALUMINUM OXIDE.



Encapsulated Tube Brushes

These heavy-duty tube brushes are encapsulated in an elastomer that supports the wire bristles and provides greater brushing action while extending brush life.

Catalog Number	Brush Diameter	Brush Part	Overall Length	Stem Diameter	Wire Size
02230	1/2"	2"	5"	.162	.006
02231	5/8"	2"	5"	.208	.008
02232	3/4"	2-1/2"	5-1/2"	.237	.010
02233	7/8"	2-1/2"	5-1/2"	.237	.010
02234	1"	2-1/2"	5-1/2"	.237	.010

Abrasive Tube Brushes

Silicon Carbide Filament, Double Stem, Single Spiral

Catalog Number	Brush Diameter	Brush Part	Overall Length	Stem Diameter	Fill Size
02200	1/4"	2"	5"	.095	.022/320
02201	3/8"	2"	5"	.125	.022/320
02202	1/2"	2"	5"	.162	.022/320
02203	5/8"	2"	5"	.208	.022/320
02204	11/16"	2"	5"	.208	.022/320
02205	3/4"	2-1/2"	5-1/2"	.237	.022/320
02206	3/4"	2-1/2"	5-1/2"	.237	.040/80
02207	7/8"	2-1/2"	5-1/2"	.237	.022/320
02208	1"	2-1/2"	5-1/2"	.237	.022/320
02209	1-1/8"	2-1/2"	5-1/2"	.237	.012/600
02210	1-1/8"	2-1/2"	5-1/2"	.237	.022/320
02211	1-1/8"	2-1/2"	5-1/2"	.237	.022/120
02212	1-1/8"	2-1/2"	5-1/5"	.237	.035/180
02213	1-1/4"	2-1/2"	5-1/2"	.237	.012/600
02214	1-1/4"	2-1/2"	5-1/2"	.237	.022/320
02215	1-1/4"	2-1/2"	5-1/2"	.237	.022/120
02216	1-1/4"	2-1/2"	5-1/2"	.237	.035/180
02217	1-1/2"	2-1/2"	5-1/2"	.237	.012/600
02218	1-1/2"	2-1/2"	5-1/2"	.237	.022/320
02219	1-1/2"	2-1/2"	5-1/2"	.237	.035/180
02220	1-1/2"	2-1/2"	5-1/2"	.237	.040/80
02221	1-3/4"	2-1/2"	5-1/2"	.237	.012/600
02222	1-3/4"	2-1/2"	5-1/2"	.237	.035/180
02223	1-3/4"	2-1/2"	5-1/2"	.237	.040/80
02224	1-3/4"	2-1/2"	5-1/2"	.237	.060/46
02225	2"	2-1/2"	5-1/2"	.237	.012/600
02226	2"	2-1/2"	5-1/2"	.237	.022/320
02227	2"	2-1/2"	5-1/2"	.237	.040/80
02228	2"	2-1/2"	5-1/2"	.237	.060/46





Series 300 High-Density Side Action Type Tube Brushes

Most Effective on Threaded Holes

These side action type brushes have an almost solid concentration of bristles to clean the inner walls of tubes and cylinders. The concentration of bristles provides a high degree of bristle stiffness with almost no flexing of bristles during operation. No bristles are present in the axial end of the brush to clean the bottom of a cylindrical cavity.

Series 300 Brushes are available in sizes from 1/4" to 1-1/4" in diameter. The high-strength stainless steel stem can be chucked in any power tool chuck... portable drill, drill press, flexible power cable, etc. Bristles are made of high carbon steel...also available in stainless steel, nylon and brass.



HC Steel	Stainless Steel	Brass	Nylon	Dia.	Brush Part	Overall Length	Stem Dia.	Wire Dia.	Nylon Size
03000	03001	03002		1/4"	9/16"	2-1/8"	.099	.003	
03010	03011	03012	03013	1/4"	9/16"	2-1/8"	.099	.005	.010
03020	03021	03022		9/32"	9/16"	2-1/8"	.099	.003	
03030	03031	03032	03033	9/32"	9/16"	2-1/8"	.099	.005	.010
03040	03041	03042		5/16"	9/16"	2-1/8"	.099	.003	
03050	03051	03052	03053	5/16"	9/16"	2-1/8"	.099	.005	.010
03060	03061	03062		11/32"	9/16"	2-1/8"	.099	.003	
03070	03071	03072	03073	11/32"	9/16"	2-1/8"	.099	.005	.010
03080	03081	03082		3/8"	9/16"	2-1/8"	.099	.003	
03090	03091	03092		3/8"	9/16"	2-1/8"	.099	.005	
03100	03101	03102	03103	3/8"	9/16"	2-1/8"	.099	.008	.010
03110	03111	03112		13/32"	9/16"	2-1/8"	.099	.003	
03120	03121	03122		13/32"	9/16"	2-1/8"	.099	.005	
03130	03131	03132	03133	13/32"	9/16"	2-1/8"	.099	.008	.010
03140	03141	03142		7/16"	9/16"	2-1/8"	.099	.003	
03150	03151	03152		7/16"	9/16"	2-1/8"	.099	.005	
03160	03161	03162	03163	7/16"	9/16"	2-1/8"	.099	.008	.010
03170	03171	03172		15/32"	9/16"	2-1/8"	.099	.003	
03180	03181	03182		15/32"	9/16"	2-1/8"	.099	.005	
03190	03191	03192	03193	15/32"	9/16"	2-1/8"	.099	.008	.010
03200	03201	03202		1/2"	9/16"	2-1/8"	.099	.003	
03210	03211	03212		1/2"	9/16"	2-1/8"	.099	.005	
03220	03221	03222	03223	1/2"	9/16"	2-1/8"	.099	.008	.010
03230	03231	03232		3/8"	5/8"	2-1/4"	.150	.003	
03240	03241	03242	03243	3/8"	5/8"	2-1/4"	.150	.005	.010
03250	03251	03252		7/16"	5/8"	2-1/4"	.150	.003	
03260	03261	03262	03263	7/16"	5/8"	2-1/4"	.150	.005	.010
03270	03271	03272		1/2"	5/8"	2-1/4"	.150	.003	
03280	03281	03282		1/2"	5/8"	2-1/4"	.150	.005	
03290	03291	03292	03293	1/2"	5/8"	2-1/4"	.150	.008	.010


HC Steel	Stainless Steel	Brass	Nylon	Dia.	Brush Part	Overall Length	Stem Dia.	Wire Dia.	Nylon Size
03300	03301	03302		9/16"	5/8"	2-1/4"	.150	.003	
03310	03311	03312		9/16"	5/8"	2-1/4"	.150	.005	
03320	03321	03322	03323	9/16"	5/8"	2-1/4"	.150	.008	.010
03330	03331	03332		5/8"	5/8"	2-1/4"	.150	.003	
03340	03341	03342		5/8"	5/8"	2-1/4"	.150	.005	
03350	03351	03352	03353	5/8"	5/8"	2-1/4"	.150	.008	.010
03360	03361	03362		3/4"	5/8"	2-1/4"	.150	.003	
03370	03371	03372		3/4"	5/8"	2-1/4"	.150	.005	
03380	03381	03382	03383	3/4"	5/8"	2-1/4"	.150	.008	.010
03390	03391	03392		7/8"	5/8"	2-1/4"	.150	.003	
03400	03401	03402		7/8"	5/8"	2-1/4"	.150	.005	
03410	03411	03412	03413	7/8"	5/8"	2-1/4"	.150	.008	.010
03420	03421	03422		15/16"	5/8"	2-1/4"	.150	.003	
03430	03431	03432		15/16"	5/8"	2-1/4"	.150	.005	
03440	03441	03442	03443	15/16"	5/8"	2-1/4"	.150	.008	.010
03450	03451	03452		1"	5/8"	2-1/4"	.150	.003	
03460	03461	03462		1"	5/8"	2-1/4"	.150	.005	
03470	03471	03472	03473	1"	5/8"	2-1/4"	.150	.008	.010
03480	03481	03482		1-1/16"	5/8"	2-1/4"	.150	.003	
03490	03491	03492		1-1/16"	5/8"	2-1/4"	.150	.005	
03500	03501	03502	03503	1-1/16"	5/8"	2-1/4"	.150	.008	.010
03510	03511	03512		1-1/8"	5/8"	2-1/4"	.150	.003	
03520	03521	03522		1-1/8"	5/8"	2-1/4"	.150	.005	
03530	03531	03532	03533	1-1/8"	5/8"	2-1/4"	.150	.008	.010
03540	03541	03542		1-3/16"	5/8"	2-1/4"	.150	.003	
03550	03551	03552		1-3/16"	5/8"	2-1/4"	.150	.005	
03560	03561	03562	03563	1-3/16"	5/8"	2-1/4"	.150	.008	.010
03570	03571	03572		1-1/4"	5/8"	2-1/4"	.150	.003	
03580	03581	03582		1-1/4"	5/8"	2-1/4"	.150	.005	
03590	03591	03592	03593	1-1/4"	5/8"	2-1/4"	.150	.008	.010

ALSO AVAILABLE IN IMPREGNATED NYLON -- SILICON CARBIDE OR ALUMINUM OXIDE.

HOLDERS

Holders are available for Series 300 Brushes to reduce the bristle trim length slightly and produce stiffer brushing action, while allowing the brush to be driven at higher rpm. Available in two sizes: 1/4" and 3/8" diameters at the slot; 1/4" chuck-end diameter; and 4" overall length.

Catalog Number	Size
03600	1/4" Small .099 Stem
03601	3/8" Large .150 Stem





SAFETY

PRACTICES: Observe all common safety practices, such as wearing goggles, keeping machine guards in place, wearing appropriate protective clothing and operating within speed restrictions. Consult your Factory Representative for proper Maximum Safe Free Speed (M.S.F.S.) pertaining to your particular job requirements.



Series 400 Burr Brushes... power driven

These high-density, single spiral brushes are ideal for cleaning inner bores of tubing and machined cylinders in diameters from 1/4" to 1-1/4". The spiral screw action of the closely packed bristles increases cleaning effectiveness and shortens the time required. Available in carbon, stainless steel or brass bristles in various gauges from fine to coarse. All handles are twisted stainless steel wire for extra mechanical strength and corrosion resistance. Can also be made in larger diameters.




H/C Steel	Stainless Steel	Brass	Diameter	Brush Part	Overall Length	Stem Diameter	Wire Size
04000	04001	04002	1/4"	1"	3-1/2"	.113	.003
04005	04006	04007	1/4"	1"	3-1/2"	.113	.004
04010	04011	04012	1/4"	1"	3-1/2"	.113	.005
04015	04016	04017	1/4"	1"	3-1/2"	.113	.006
04020	04021	04022	1/4"	1"	3-1/2"	.113	.008
04025	04026	04027	5/16"	1"	3-1/2"	.113	.003
04030	04031	04032	5/16"	1"	3-1/2"	.113	.004
04035	04036	04037	5/16"	1"	3-1/2"	.113	.005
04040	04041	04042	5/16"	1"	3-1/2"	.113	.006
04045	04046	04047	5/16"	1"	3-1/2"	.113	.008
04050	04051	04052	3/8"	1"	3-1/2"	.113	.003
04055	04056	04057	3/8"	1"	3-1/2"	.113	.004
04060	04061	04062	3/8"	1"	3-1/2"	.113	.005
04065	04066	04067	3/8"	1"	3-1/2"	.113	.006
04070	04071	04072	3/8"	1"	3-1/2"	.113	.008
04075	04076	04077	3/8"	1"	3-1/2"	.113	.010
04080	04081	04082	7/16"	1"	3-1/2"	.113	.003
04085	04086	04087	7/16"	1"	3-1/2"	.113	.004
04090	04091	04092	7/16"	1"	3-1/2"	.113	.005
04095	04096	04097	7/16"	1"	3-1/2"	.113	.006
04100	04101	04102	7/16"	1"	3-1/2"	.113	.008
04105	04106	04107	7/16"	1"	3-1/2"	.113	.010
04110	04111	04112	1/2"	1"	3-1/2"	.168	.003
04115	04116	04117	1/2"	1"	3-1/2"	.168	.004
04120	04121	04122	1/2"	1"	3-1/2"	.168	.005
04125	04126	04127	1/2"	1"	3-1/2"	.168	.006
04130	04131	04132	1/2"	1"	3-1/2"	.168	.008
04135	04136	04137	1/2"	1"	3-1/2"	.168	.010
04140	04141	04142	9/16"	1"	3-1/2"	.168	.003
04145	04146	04147	9/16"	1"	3-1/2"	.168	.004
04150	04151	04152	9/16"	1"	3-1/2"	.168	.005
04155	04156	04157	9/16"	1"	3-1/2"	.168	.006
04160	04161	04162	9/16"	1"	3-1/2"	.168	.008
04165	04166	04167	9/16"	1"	3-1/2"	.168	.010
04170	04171	04172	5/8"	1"	3-1/2"	.168	.003
04175	04176	04177	5/8"	1"	3-1/2"	.168	.004
04180	04181	04182	5/8"	1"	3-1/2"	.168	.005
04185	04186	04187	5/8"	1"	3-1/2"	.168	.006
04190	04191	04192	5/8"	1"	3-1/2"	.168	.008
04195	04196	04197	5/8"	1"	3-1/2"	.168	.010
04200	04201	04202	11/16"	1"	3-1/2"	.168	.003
04205	04206	04207	11/16"	1"	3-1/2"	.168	.004
04210	04211	04212	11/16"	1"	3-1/2"	.168	.005
04215	04216	04217	11/16"	1"	3-1/2"	.168	.006
04220	04221	04222	11/16"	1"	3-1/2"	.168	.008
04225	04226	04227	11/16"	1"	3-1/2"	.168	.010

H/C Steel	Stainless Steel	Brass	Diameter	Brush Part	Overall Length	Stem Diameter	Wire Size
04230	04231	04232	3/4"	1"	3-1/2"	.220	.003
04235	04236	04237	3/4"	1"	3-1/2"	.220	.004
04240	04241	04242	3/4"	1"	3-1/2"	.220	.005
04245	04246	04247	3/4"	1"	3-1/2"	.220	.006
04250	04251	04252	3/4"	1"	3-1/2"	.220	.008
04255	04256	04257	3/4"	1"	3-1/2"	.220	.010
04260	04261	04262	13/16"	1"	3-1/2"	.220	.003
04265	04266	04267	13/16"	1"	3-1/2"	.220	.004
04270	04271	04272	13/16"	1"	3-1/2"	.220	.005
04275	04276	04277	13/16"	1"	3-1/2"	.220	.006
04280	04281	04282	13/16"	1"	3-1/2"	.220	.008
04285	04286	04287	13/16"	1"	3-1/2"	.220	.010
04290	04291	04292	7/8"	1"	3-1/2"	.220	.003
04295	04296	04297	7/8"	1"	3-1/2"	.220	.004
04300	04301	04302	7/8"	1"	3-1/2"	.220	.005
04305	04306	04307	7/8"	1"	3-1/2"	.220	.006
04310	04311	04312	7/8"	1"	3-1/2"	.220	.008
04315	04316	04317	7/8"	1"	3-1/2"	.220	.010
04320	04321	04322	15/16"	1"	3-1/2"	.220	.003
04325	04326	04327	15/16"	1"	3-1/2"	.220	.004
04330	04331	04332	15/16"	1"	3-1/2"	.220	.005
04335	04336	04337	15/16"	1"	3-1/2"	.220	.006
04340	04341	04342	15/16"	1"	3-1/2"	.220	.008
04345	04346	04347	15/16"	1"	3-1/2"	.220	.010
04350	04351	04352	1"	1"	3-1/2"	.248	.003
04355	04356	04357	1"	1"	3-1/2"	.248	.004
04360	04361	04362	1"	1"	3-1/2"	.248	.005
04365	04366	04367	1"	1"	3-1/2"	.248	.006
04370	04371	04372	1"	1"	3-1/2"	.248	.008
04375	04376	04377	1"	1"	3-1/2"	.248	.010
04380	04381	04382	1-1/8"	1"	3-1/2"	.248	.003
04385	04386	04387	1-1/8"	1"	3-1/2"	.248	.004
04390	04391	04392	1-1/8"	1"	3-1/2"	.248	.005
04395	04396	04397	1-1/8"	1"	3-1/2"	.248	.006
04400	04401	04402	1-1/8"	1"	3-1/2"	.248	.008
04405	04406	04407	1-1/8"	1"	3-1/2"	.248	.010
04410	04411	04412	1-1/4"	1"	3-1/2"	.248	.003
04415	04416	04417	1-1/4"	1"	3-1/2"	.248	.004
04420	04421	04422	1-1/4"	1"	3-1/2"	.248	.005
04425	04426	04427	1-1/4"	1"	3-1/2"	.248	.006
04430	04431	04432	1-1/4"	1"	3-1/2"	.248	.008
04435	04436	04437	1-1/4"	1"	3-1/2"	.248	.010

ALSO AVAILABLE IN IMPREGNATED NYLON -- SILICON CARBIDE OR ALUMINUM OXIDE.

SERIES 200 & 400 BRUSH HOLDERS

Catalog Number	Size	Hole
300002	1/4"x 4"	.141" hole
300003	3/8"x 4"	.203" hole
300004	1/2"x4"	.266" hole
300005	1/2"x4"	.234" hole



SAFETY

PRACTICES: Observe all common safety practices, such as wearing goggles, keeping machine guards in place, wearing appropriate protective clothing and operating within speed restrictions. Consult your Factory Representative for proper Maximum Safe Free Speed (M.S.F.S.) pertaining to your particular job requirements.



Tube, Bottle And Valve Guide Brushes

For light-duty jobs in applying either wet or dry ingredients or cleansers, these single-spiral brushes are low in cost, long-lasting, and quality-made from top grade bristles with rugged steel wire handles and bristle ties. Made in a variety of natural and man-made fibers, many bristle gauges, and scores of different types. We have something to meet any of your tube brush requirements; hand held or power activated.

TUBE BRUSHES: Extra Stiff, Horsehair

Catalog Number	Diameter	Brush Part	Overall Length	Twisted Stem Diameter
04900	1"	5"	15-1/2"	.168
04905	1-1/4"	5"	15-1/2"	.168
04910	1-1/2"	5"	15-1/2"	.168
04915	1-3/4"	5"	15-1/2"	.196
04920	2"	5"	15-1/2"	.196

TUBE BRUSHES: Horsehair Fill

Catalog Number	Diameter	Brush Part	Overall Length	Twisted Stem Diameter
04850	1/4"	2"	6-1/4"	.099
04855	3/8"	2"	6-1/4"	.088
04860	1/2"	3"	8-1/2"	.130
04865	3/4"	3"	8-1/2"	.130
04870	1"	4"	12-1/2"	.168
04875	1-1/4"	4"	13"	.168
04878	1-1/2"	4"	13"	.168
04880	2"	5"	16"	.196

TUBE BRUSHES: Tapered Spout Brush


Catalog Number	Diameter	Brush Part	Overall Length	Twisted Stem Diameter
04960	3/4"-1-1/4" Taper	5"	12"	.168

TUBE BRUSHES: Tied Tuft, Horsehair Fill

Catalog Number	Diameter	Brush Part	Overall Length	Twisted Stem Diameter
04940	1"	4-3/4"	14"	.168
04945	1-1/4"	4-3/4"	14"	.168
04950	1-1/2"	4-3/4"	14"	.168

TUBE BRUSHES: Bottle Filling Machine Brush

Catalog Number	Diameter	Brush Part	Overall Length	Twisted Stem Diameter
04970	1/2"	3"	24"	.150



TUBE BRUSHES: Nylon Fill

Catalog Number	Diameter	Brush Part	Overall Length	Twisted Stem Diameter
04882	1/4"	2"	6-1/4"	.088
04883	3/8"	2"	6-1/4"	.088
04884	1/2"	3"	8-1/2"	.130
04886	3/4"	3"	8-1/2"	.130
04888	1"	4"	12-1/4"	.168
04890	1-1/4"	4"	13"	.168
04891	1-1/2"	4"	13"	.168
04892	2"	5"	16-3/4"	.190

NYLON VALVE GUIDE BRUSHES: 1/4" x 4" Cadmium Shank

Catalog Number	Diameter	Brush Part	Overall Length	Twisted Stem Diameter
07400*	1/4"	3-1/2"	7-1/2"	.010
07405	5/16"	3-1/2"	7-1/2"	.010
07410	3/8"	3-1/2"	7-1/2"	.012
07415	7/16"	3-1/2"	7-1/2"	.014
07420	1/2"	3-1/2"	7-1/2"	.014
07425	9/16"	3-1/2"	7-1/2"	.014
07430	5/8"	3-1/2"	7-1/2"	.018
07435	3/4"	3-1/2"	7-1/2"	.018
07440	7/8"	3-1/2"	7-1/2"	.022
07445	1"	3-1/2"	7-1/2"	.022

* Note: 3/16" Shank x 4" long. For 1/4" size.

VALVE GUIDE BRUSHES: 8/32" Threaded Hex Coupling

Catalog Number	Diameter	Brush Part	Overall Length	Twisted Stem Diameter
07300	5/16"	2"	3-3/8"	.005
07305	11/32"	2"	3-3/8"	.005
07310	3/8"	2"	3-3/8"	.005
07315	7/16"	2"	3-3/8"	.005
07320	1/2"	2"	3-3/8"	.005
07325	9/16"	2"	3-3/8"	.005
07330	19/32"	2"	3-3/8"	.005
07335	1-1/32"	2"	3-3/8"	.008

VALVE GUIDE BRUSHES: 1/4" x 7-3/4" Solid Steel Shaft

Catalog Number	Diameter	Brush Part	Overall Length	Twisted Stem Diameter
07200	1/4"	2"	9-3/4"	.009
07205	5/16"	2"	9-3/4"	.009
07023	9/32"	2"	9-3/4"	.009
07210	11/32"	2"	9-3/4"	.009
07215	3/8"	2"	9-3/4"	.009
07220	7/16"	2"	9-3/4"	.009
07225	1/2"	2"	9-3/4"	.009
07228	9/16"	2"	9-3/4"	.009





Condenser Tube Brushes

Mill-Rose offers a complete line of condenser tube and heat exchanger brushes available in four bristle materials; High Carbon Steel, Stainless Steel, Brass Wire and Nylon. This series of brushes and extension rods has been expanded to include 1/4" diameter brushes. A special 30" extension rod kit has been designed for use with these brushes. Bristle sizes are graduated from .006" on small diameter brushes to .012" on larger sizes to provide consistent cleaning power. All units coded below are of single spiral construction, but are also available in double stem, single spiral as well as double stem, double spiral.

CONDENSER TUBE BRUSHES: 1/8 NPT outside - 5/16-18 internal thread

CATALOG NUMBER				Brush Dia.	Brush Length	Overall Length	Twisted Stem Dia.	Wire Size
HC Steel	Stainless	Brass	Nylon					
65500*	65502*	65504*	65506*	1/4"	2-1/4"	3-1/4"	.118	.008
65020**	65135**	65250**	65365**	3/8"	4-1/2"	7-1/2"	.196	.008
65025	65140	65255	65370	7/16"	4-1/2"	7-1/2"	.248	.008
65030	65145	65260	65375	1/2"	4-1/2"	7-1/2"	.248	.008
65035	65150	65265	65380	9/16"	4-1/2"	7-1/2"	.248	.008
65040	65155	65270	65385	5/8"	4-1/2"	7-1/2"	.248	.008
65045	65160	65275	65390	11/16"	4-1/2"	7-1/2"	.248	.008
65050	65165	65280	65395	3/4"	4-1/2"	7-1/2"	.248	.008
65055	65170	65285	65400	13/16"	4-1/2"	7-1/2"	.248	.008
65060	65175	65290	65405	7/8"	4-1/2"	7-1/2"	.248	.010
65065	65180	65295	65410	15/16"	4-1/2"	7-1/2"	.248	.010
65070	65185	65300	65415	1"	4-1/2"	7-1/2"	.248	.010
65075	65190	65305	65420	1-1/8"	4-1/2"	7-1/2"	.248	.010
65080	65195	65310	65425	1-1/4"	4-1/2"	7-1/2"	.248	.010
65085	65200	65315	65430	1-3/8"	4-1/2"	7-1/2"	.248	.010
65090	65205	65320	65435	1-1/2"	4-1/2"	7-1/2"	.248	.010
65095	65210	65325	65440	1-5/8"	4-1/2"	7-1/2"	.248	.010
65100	65215	65330	65445	1-3/4"	4-1/2"	7-1/2"	.248	.010
65105	65220	65335	65450	1-7/8"	4-1/2"	7-1/2"	.248	.010
65110	65225	65340	65455	2"	4-1/2"	7-1/2"	.248	.012
65115	65230	65345	65460	2-1/4"	4-1/2"	7-1/2"	.248	.012
65120	65235	65350	65465	2-1/2"	4-1/2"	7-1/2"	.248	.012
65125	65240	65355	65470	2-3/4"	4-1/2"	7-1/2"	.248	.012
65130	65245	65360	65475	3"	4-1/2"	7-1/2"	.248	.012

*This 1/4" Condenser Tube Brush has 8/32 threaded male coupling

**No OD thread on 3/8" brush

CONDENSER TUBE BRUSH ACCESSORIES

Catalog Number	Description
65000	36" Fiberglass extension rod with "T" handle
65001	"T" handle 1/2"x3" with 5/16-18 male/female thread
65002	36" Steel extension rod
65003	M/R brush adapter to comp. rod (5/16-18 male brush to 12-24 female rod)
65004	M/R rod adapter to comp. brush (5/16-18 female rod to 12-24 male brush)
65006	"T" handle for steel extension rods
65007	M/R brush adapter to power condenser cleaning machine
65010	24" Fiberglass extension rod
65015	36" Fiberglass extension rod
65016	48" Fiberglass extension rod
65017	6' Fiberglass extension rod
75110	30" Extension Rod Kit for 1/4" Condenser Series

Flue & Boiler Tube Brushes

Quality flue and boiler tube brushes designed and engineered from durable black oil tempered wire. Available in two constructions, single spiral #8300 series & double spiral #8400 series.

Both have 1/4" NPT pipe nipple.

Dbl. Stem Sgl. Spiral	Dbl. Stem Dbl. Spiral	Brush Diameter	Flue Diameter	Brush Length	Overall Length	Nipple Size	Wire Size
83005	84005	3/4"	1"	4-1/2"	8"	1/4"	.0118
83010	84010	1"	1-1/4"	4-1/2"	8"	1/4"	.0118
83015	84015	1-1/4"	1-1/2"	4-1/2"	8"	1/4"	.0118
83020	84020	1-1/2"	1-3/4"	4-1/2"	8"	1/4"	.0118
83025	84025	1-3/4"	2"	4-1/2"	8"	1/4"	.0118
83030	84030	2"	2-1/4"	4-1/2"	8"	1/4"	.0118
83035	84035	2-1/4"	2-1/2"	4-1/2"	8"	1/4"	.0118
83040	84040	2-1/2"	2-3/4"	4-1/2"	8"	1/4"	.0118
83045	84045	2-3/4"	3"	4-1/2"	8"	1/4"	.0118
83050	84050	3"	3-1/4"	4-1/2"	8"	1/4"	.0118
83055	84055	3-1/4"	3-1/2"	4-1/2"	8"	1/4"	.0118
83060	84060	3-1/2"	3-3/4"	4-1/2"	8"	1/4"	.0118
83065	84065	3-3/4"	4"	4-1/2"	8"	1/4"	.0118
83070	84070	4"	4-1/4"	4-1/2"	8"	1/4"	.0118

*Full range of sizes available (Special Diameters). Also available in St. St., Nylon, Tampico and Brass

EXTENSION RODS - Self Connecting

Catalog Number	Length	Material
30002	3'	Fiberglass
30021	4'	Fiberglass
30007	3'	Twisted Steel
30031	4'	Twisted Steel





Hand & Power Fitting & Tube Brushes

Mill-Rose manufactures a complete line of fitting brushes, OD tube cleaning brushes and FOUR-IN-ONE tools to clean fittings and tubing for stronger joints. Rugged steel and stainless steel bristles are available in plumbing and refrigeration sizes.

PLUMBING BRUSHES - Hand Use

Single Spiral Crimped Wire	Double Spiral Straight Wire	Pipe Size	Actual Brush Diameter
61000	63005	1/8"	1/4"
61070	63015	1/4"	3/8"
61150	63025	3/8"	1/2"
61210	63035	1/2"	5/8"
61270	63050	5/8"	3/4"
61330	63060	3/4"	7/8"
61390	63075	7/8"	1"
61450	63085	1"	1-1/8"
61500	63095	1-1/4"	1-3/8"
61560	63105	1-1/2"	1-5/8"
61620	63115	2"	2-1/8"

REFRIGERATION BRUSHES - Hand Use

Single Spiral Crimped Wire	Double Spiral Straight Wire	Pipe Size	Actual Brush Diameter
94000	64005	1/4"	1/4"
94010	64020	3/8"	3/8"
94020	64030	1/2"	1/2"
94030	64040	5/8"	5/8"
94040	64050	3/4"	3/4"
94050	64060	7/8"	7/8"
94060	64070	1"	1"
94070	64080	1-1/8"	1-1/8"
94080	64090	1-3/8"	1-1/4"
94085	64100	1-1/2"	1-3/8"
94090	64115	1-5/8"	1-1/2"
94100	64125	2-1/8"	1-5/8"
94105	64135	2-1/2"	2-1/8"
	64145	2-3/4"	2-1/2"

O.D. CLEANING BRUSHES - Hand Use

Catalog Number	Pipe Size	Catalog Number	Pipe Size
62005	1/8"	62065	5/8"
62020	1/4"	62080	3/4"
62035	3/8"	62095	7/8"
62050	1/2"	62110	1"

Cleaning Tubing



Insert tubing into brush, turning brush **CLOCKWISE** until tube touches the stop inside the brush. To clean - turn brush in a **CLOCKWISE** motion, removing brush while turning tube.



QUICK TWIST BRUSHES - Hand Use for Plumbing/Refrigeration

Quick Twist Plus®.

- Only all stainless steel brush on the market.
- Spark proof brush.
- Meets Mil and/or ASTM specs.
- Each brush individually labeled with UPC.
- Available up to 4" diameter.

Catalog Number	Inside Diameter	Outside Diameter
68005	1/8"	1/4"
68015	1/4"	3/8"
68025	3/8"	1/2"
68035	1/2"	5/8"
68045	5/8"	3/4"
68055	3/4"	7/8"
68065	7/8"	1"
68075	1"	1-1/8"
68085	1-1/4"	1-3/8"
68095	1-1/2"	1-5/8"
68105	2"	2-1/8"
68120	2-1/2"	2-5/8"
68130*	3"	3-1/8"
68140*	4"	4-3/16"

*T-handle construction for easy use.

HARD-HEAD FITTING BRUSHES - Hand Use for Plumbing

- Same as 6100 series brush with a protective galvanized end plate.
- Prevents damage to valve seats and seals.
- Extends brush life.
- Prevents misuse in undersized fittings.


Catalog Number	Inside Diameter
61102	3/8"
61212	1/2"
61332	3/4"
61453	1"
61502	1-1/4"
61562	1-1/2"
61622	2"

POWER-DEUCE BRUSHES

The Power Deuce is a fitting brush and O.D. tube cleaning brush designed for use with a cordless drill or power driver. Features include:

- Self cleaning.
- Power or manual use.
- Rust-proof stainless steel bristles for plumbing and HVAC projects.
- Durable ABS housing.

Catalog Number	Inside Diameter	Outside Diameter
62821	1/2"	5/8"
62831	3/4"	7/8"
62841	1"	1-1/4"





FOUR-IN-ONE BRUSH and Replacement Kits

Contractor-grade Four-in-One plumbing brushes feature high carbon steel bristles for plumbing or stainless steel bristles for refrigeration. Replacement Kits include two fitting brushes and two O.D. tube cleaning brushes



Catalog Number	Description
70260	Plumbing Brush - 1/2" x 3/4" Fitting and Tube Cleaning Brush
70265	Refrigeration Brush - 1/2" x 3/4" Fitting and Tube Cleaning Brush
70268	Refrigeration Brush - 5/8" x 7/8" Fitting and Tube Cleaning Brush
70261	Replacement Kit - 1/2" x 3/4" (Plumbing)
70262	Replacement Kit - 1/2" x 3/4" (Refrigeration)
70263	Replacement Kit - 5/8" x 7/8" (Refrigeration)

SIX-IN-ONE BRUSH and Replacement Kits

The Six-in-One Brush will clean the I.D. of 1/2" and 3/4" fittings and O.D. of 1/2" and 3/4" tubing. It will also ream and debur the I.D. of the tubing. This tool also features a built-in "B" type acetylene gas key.

Available in high carbon steel for plumbing and stainless steel for refrigeration.



Catalog Number	Description
70266	Plumbing Brush - 1/2" x 3/4" Fitting/Tube Cleaning Brush & Deburrer
70269	Replacement Kit - 1/2" x 3/4" (Plumbing)
70271	Adapter Kit (Deburring plate)
70270	Refrigeration Brush - 5/8" x 7/8" Fitting/Tube Cleaning Brush & Deburrer
70263	Replacement Kit - 5/8" x 7/8" (Refrigeration)
70271	Adapter Kit (Deburring plate)

POWER FITTING BRUSHES

Mill-Rose power tube cleaning brushes make fast work of projects requiring a number of solder or brazed fittings. Tube cleaning brushes are available with 1/4" hex shanks for use with a Quik-Change Chuck Adapter or standard drill chucks. Power tube cleaning brushes are not available in sizes larger than 1" I.D. (1-1/8" O.D.).



Catalog Number	Plumbing Tube Size	Refrigeration Tube Size
62340	3/8"	1/2"
62350	1/2"	5/8"
62360	5/8"	3/4"
62370	3/4"	7/8"
62380	7/8"	1"
62390	1"	1-1/8"

QUIK-CHANGE Chuck Adapter

Catalog Number	Size
70421	1/4" hex-shank adapter (carded)



SPOKE BRUSHES

Spoke-type brushes have many applications besides cleaning automobile wire wheels. They can be used to clean small duct openings, grillwork, lattices, and other openings requiring a tapered bristle brush on an end mounted handle.

Catalog Number	Major Diameter	Tapered To Dia.	Brush Part	O.A. Length	Fill Material	Stem Size
81020	2-1/8"	1-1/8"	9"	14-3/4"	Black Nylon	9GA
81000	2-3/4"	1-1/2"	9-1/2"	14-1/2"	White Tampico	9GA

ACID BRUSHES

High quality Mill-Rose acid brushes are manufactured to exacting standards. All fill materials used are pure horsehair with stringent specifications for the amount per brush. The handles for the #1, 2 & 3 are coated tin plate with bright finish. The #7 acid brush has a hardwood handle with a seamless aluminum ferrule. If you want a quality acid brush - try these!


Catalog Number	Size	Wire
70210	#1	1/4"
70220	#2	3/8"
70230	#3	1/2"
70240	#7	3/4"

HAND SCRATCH BRUSHES

Best quality solid Appalachian hardwood handles and backs - tough, quality, oil tempered, carbon steel fill wire - with or without scrapers. Extra deep wire anchors stay in place longer under tough usage - truly - an industrial grade product. Also available in stainless steel, brass, bronze, and other non-sparking wire fill materials.

Catalog Number	Description	Block Size	Number of Rows	Wire Size	Trim Length
70606	Bent Handle	14" x 1"	3 x 19	.0118	1-3/16"
70610*	Bent Handle/scrapper	14" x 1"	3 x 19	.0118	1-3/16"
70550	Bent Handle	14" x 1-1/8"	4 x 18	.0118	1-3/16"
70560*	Bent Handle/scrapper	14" x 1-1/8"	4 x 18	.0118	1-3/16"
70530*	Scraper/Scratch	11-1/2" x 1-1/2"	4 x 11	.0118	1-5/8"
70640	Shoe Handle	10" x 9/16"	2 x 16	.0118	1-3/16"
70570	Shoe Handle	10" x 1-1/8"	4 x 16	.0118	1-3/16"
70580*	Shoe Handle/Scraper	10" x 1-1/8"	4 x 16	.0118	1-3/16"
70540	Straight Back	7-1/4" x 2-1/2"	6 x 19	.0118	1-3/4"
70630	Curved Back	7" x 3"	9 x 21	.0118	1-3/16"

*Scraper attached





Gun Brushes

Mill-Rose has manufactured gun cleaning brushes for over 60 years; producing more than 40,000,000 during WW II alone! This complete line of high-quality brushes is available in bronze or stainless steel bristles. Also available in nylon and bristle fill.

PISTOL BRUSHES


Catalog Number		Caliber	Brush Part	Overall Length
Bronze	Stainless			
01700	01705	22	1-3/32"	2-1/8"
01710	01715	25	1-3/32"	2-1/8"
01720	01725	27	1-3/32"	2-1/8"
01730	01735	32	1-3/32"	2-1/8"
01740	01745	38	1-3/32"	2-1/8"
01750	01755	41	1-3/32"	2-1/8"
01760	01765	45	1-3/32"	2-1/8"

RIFLE BRUSHES

Catalog Number		Caliber	Brush Part	Overall Length
Bronze	Stainless			
01800	01805	22	2-1/4"	3-9/32"
01810	01815	25	2-1/4"	3-9/32"
01820	01825	27	2-1/4"	3-9/32"
01830	01835	30	2-1/4"	3-9/32"
01840	01845	35	2-1/4"	3-9/32"
01850	01855	38	2-1/4"	3-9/32"
01860	01865	45	2-1/4"	3-9/32"

CLEANING RODS - Rifle, Pistol & Shotgun

Catalog Number	Description	Thread Female	Length	Composition
75110	Rifle-Pistol	8-32	30"	Steel
75115	Shotgun	5/16-27	34"	Aluminum



Gun Brushes

STRAIGHT TRIM SHOTGUN BRUSHES

Catalog Number		Gauge	Brush Part	Overall Length
Bronze	Stainless			
01950	01952	12	1-5/8"	2-7/8"
01955	01957	16	1-5/8"	2-7/8"
01960	01962	20	1-5/8"	2-7/8"
01965	01967	28	1-5/8"	2-7/8"
01970	01972	410	1-5/8"	2-7/8"

TAPERED SHOTGUN BRUSHES

Catalog Number		Gauge	Brush Part	Overall Length
Bronze	Stainless			
01900	01905	12	1-5/8"	2-7/8"
01910	01915	16	1-5/8"	2-7/8"
01920	01925	20	1-5/8"	2-7/8"
01930	01935	28	1-5/8"	2-7/8"
01940	01945	410	1-5/8"	2-7/8"

COTTON SWAB BRUSHES

Catalog Number	Gauge or Caliber	Brush Part	Overall Length
01650	22	1-5/8"	2-7/8"
01655	30	1-5/8"	2-7/8"
01660	45	1-5/8"	2-7/8"
01665	410 ga.	1-5/8"	2-7/8"
01670	16 ga.	1-5/8"	2-7/8"
01675	12 ga.	1-5/8"	2-7/8"

Mill-Rose gun brushes are also available in nylon & bristle fill.





Maintenance Brushes

PLATERS BRUSHES - Shoe Handle

Designed for general cleaning in the metal finishing and plating industries. Available with shoe handle or curved handle for a firm comfortable grip.

Catalog Number	Fill Material	Size of Block	Number of Rows	Trim Length
73800	Fine Brass Wire	10" x 7/8"	3 x 16	1"
73802	Fine Brass Wire	10" x 1-1/8"	4 x 16	1"
73804	Stainless Steel Wire	10" x 7/8"	3 x 16	1"
73806	Stainless Steel Wire	10" x 1-1/8"	4 x 16	1"
73808	White Tampico	10" x 1-1/8"	4 x 16	1"

PLATERS BRUSHES - Curved Handle

Catalog Number	Fill Material	Size of Block	Number of Rows	Trim Length
73810	Fine Brass Wire	13" x 7/8"	3 x 19	1"
73812	Fine Brass Wire	13" x 1-1/8"	4 x 19	1"
73814	Stainless Steel Wire	13" x 7/8"	3 x 19	1"
73816	Stainless Steel Wire	13" x 1-1/8"	4 x 19	1"
73818	White Tampico	13" x 3/4"	2 x 19	1"
73820	White Tampico	13" x 1-1/4"	4 x 19	1"
73822	White Tampico	13" x 1-3/4"	6 x 19	1"

WELDER BRUSHES

Fine wire brush...ideal for aluminum welding. Extensively used in aircraft and missile industries. Available in wood or plastic handle.

Catalog Number	Fill Material	Size of Block	Number of Rows	Trim Length
73830	Stainless Steel	7-7/8" x 1/2" wood	3 x 7	1/2"
73832	Fine Brass	7-7/8" x 1/2" wood	3 x 7	1/2"
73834	Stainless Steel	7-7/8" x 1/2" plastic	3 x 7	1/2"
73836	Fine Brass	7-7/8" x 1/2" plastic	3 x 7	1/2"
73838	Nylon	7-7/8" x 1/2" plastic	3 x 7	1/2"

GAS STOVE BRUSHES

Scouring brush with smooth, curved hardwood handle. Ideal for cleaning and scouring stoves and appliances.

Catalog Number	Fill Material	Size of Block	Number of Rows	Trim Length
73842	Stainless Steel	8-5/8" x 1/2"	2 x 9	11/16"
73844	Brass	8-5/8" x 1/2"	2 x 9	11/16"
73846	Aluminum	8-5/8" x 1/2"	2 x 9	11/16"

COTTON SWAB

For lube, solder flux, adhesive, solvents, etc...

Catalog Number	Diameter	Brush Part	Overall Length	Fill Material	Stem Diameter
05060	1.5"	3.25"	11"	Rayon	.194"
05065	2"	3.25"	11"	Rayon	.194"
05070	2"	3"	15"	Cotton	.221"

HALFTONE OR PLATE BRUSHES

Densely filled with high-quality bristles for greater brush life. Solid hardwood handle with rounded edges for a comfortable grip, will not warp or crack.

Catalog Number	Fill Material	Size of Block	Number of Rows	Trim Length
73850	All Brass Wire	2-1/2" x 4-1/4"	10 x 16	3/4"
73852	Brass Center, Hair Border	2-1/2" x 4-1/4"	10 x 16	3/4"
73854	All Horsehair	2-1/2" x 4-1/4"	10 x 16	3/4"

SCOURING OR SCRUB BRUSHES

Stiff tampico-filled brush seated in a smooth hardwood block for tough scrubbing jobs.

Catalog Number	Fill Material	Size of Block	Number of Rows	Trim Length
73860	White Tampico	2-5/8" x 6-1/2"	6 x 14	1-1/8"
73862	White Tampico	3" x 8-1/4"	7 x 18	1-1/8"

ROTARY, PUMICE or SCRUB BRUSHES

Densely filled rotary scrub brushes seated in laminated water-resistant hard wood. Used with scrubbing machines or flexible shafts.

Catalog Number	Fill Material	Size of Block	Number of Rows	Trim Length
73866	Brass Wire	1-1/4" x 5" dia.	Full	1-1/16"
73868	Tynex Nylon	1-1/4" x 5" dia.	Full	1-1/16"
73870	Pure Bristle	1-1/4" x 5" dia.	Full	1"

Standard Arbor Hole is 1/2". Available in arbor sizes 3/8" to 7/8". Available in Horsehair and Nylon.

FENDER BRUSHES

Ideal for cleaning car fenders and wheels. Hardwood and hard plastic blocks are available with long or short handles.

Catalog Number	Fill	Block	Overall Length	Trim
75092	Tampico	Plastic	9"	2-1/4"
75094	Palmyra	Plastic	9"	2-1/4"
75096	Tampico	Wood	9"	2-1/4"
75098	Palmyra	Wood	9"	2-1/4"
75100	Tampico	Plastic	20"	2-1/4"
75102	Palmyra	Plastic	20"	2-1/4"
75104	Tampico	Wood	20"	2-1/4"
75106	Palmyra	Wood	20"	2-1/4"





Copper Center Brushes

These are our very popular, low-cost, small-diameter brushes for light-duty, high-speed cleaning and polishing operations. They have a high-density bristle fill to produce maximum surface contact and brushing efficiency per thousand rpm with either portable or fixed power tools. Available in standard diameters up to three inches.

(These brushes are designed to operate at 20,000 rpm.)



COPPER CENTER BRUSHES - Nylon

Catalog Number	Diameter	Nylon Size	Arbor Hole	Face Width
71810	1"	.006	1/4"	3/16"
71812	1-1/2"	.010	3/8"	1/4"
71816	2"	.010	1/2"	3/8"
71818	2"	.014	1/2"	3/8"
78120	3"	.010	1/2"	1/2"
71822	3"	.016	1/2"	1/2"
71824	4"	.010	3/8"	3/8"
71826	4"	.016	3/8"	3/8"

COPPER CENTER BRUSHES - Silicon Carbide

Catalog Number	Diameter	Size & Grit	Arbor Hole	Face Width
71860	2"	.018/500	1/2"	1/4"
71861	2"	.022/320	1/2"	1/4"
71862	2"	.040/120	1/2"	1/4"
71863	3"	.018/500	1/2"	1/4"
78164	3"	.022/320	1/2"	1/4"
71865	3"	.040/120	1/2"	1/4"
71866	3"	.018/500	5/8"	9/32"
71867	3"	.022/320	5/8"	9/32"
71868	3"	.040/120	5/8"	9/32"

COPPER CENTER BRUSHES - Brass

Catalog Number	Diameter	Wire Size	Arbor Hole	Face Width
71883	2"	.0055	1/2"	1/4"
71884	2"	.0118	1/2"	1/4"
71885	3"	.0055	1/2"	1/4"
71886	3"	.014	1/2"	1/4"
71887	4"	.0055	5/8"	9/32"

COPPER CENTER BRUSHES - H/C Steel, Stainless

CATALOG NUMBER		Diameter	Wire Size	Arbor Hole	Face Width
H/C Steel	Stainless				
	71702	1"	.003	1/4"	3/16"
71704	71706	1"	.0055	1/4"	3/16"
71708		1-1/4"	.003	1/4"	1/4"
71710	71712	1-1/4"	.0055	1/4"	1/4"
71714	71716	1-1/4"	.008	1/4"	1/4"
71718		1-3/8"	.0055	1/4"	1/4"
71720		1-3/8"	.008	1/4"	1/4"
71722		1-3/8"	.0104	1/4"	1/4"
71724		1-3/8"	.008	3/8"	1/4"
71726	71728	1-1/2"	.0055	3/8"	1/4"
71730	71732	1-1/2"	.008	3/8"	1/4"
71734		1-1/2"	.0104	3/8"	1/4"
71736		1-1/2"	.0118	3/8"	1/4"
71738		1-1/2"	.014	3/8"	1/4"
71740		1-1/2"	.008	1/2"	3/8"
71742	71744	2"	.0055	1/2"	3/8"
71746	71748	2"	.008	1/2"	3/8"
71750	71752	2"	.0104	1/2"	3/8"
71754	71756	2"	.0118	1/2"	3/8"
71758	71760	2"	.014	1/2"	3/8"
71762		2"	.0118	9/16"	3/8"
71764		2-1/2"	.0118	1/2"	3/8"
71766		2-1/2"	.014	1/2"	3/8"
71768		2-1/2"	.011	5/8"	3/8"
71770		2-1/2"	.014	5/8"	3/8"
71774	71776	3"	.0055	1/2"	3/8"
71778	71780	3"	.008	1/2"	3/8"
71782		3"	.0104	1/2"	3/8"
71784	71786	3"	.0118	1/2"	3/8"
71788	71790	3"	.014	1/2"	3/8"
71792	71794	3"	.0055	5/8"	3/8"
71796		3"	.008	5/8"	3/8"
71798		3"	.0118	5/8"	3/8"
71800		3"	.014	5/8"	3/8"
71801	71802	4"	.0055	1/2"	1/4"
71803	71804	4"	.008	1/2"	1/4"
71805	71806	4"	.0118	1/2"	1/4"
71807	71808	4"	.014	1/2"	1/4"



**ALWAYS
OBSERVE THE
FOLLOWING SAFETY PRACTICES**

- Never operate Rotary Brushes above recommended safe speed
- Keep all machine guards in place during operation
- Always wear protective eye goggles when working.



METAL DRIVERS

Catalog Number	Stem Size	Fits Arbor	Thread Length
71876	1/4"	1/4"	3/4"
71877	1/4"	3/8"	1"
71878	1/4"	1/2"	1"
71879	1/4"	3/8"	--



PLASTIC ADAPTERS

Catalog Number	Brush Arbor	Adapter Size
71870	1/2"	1/4"
71871	1/2"	3/8"
71872	5/8"	1/2"
71873	3/8"	1/4"





Crimped Wire Wheel Brushes

Precision-formed crimps in each bristle wire of these brushes impart a slight flexing action that produces a more gentle brushing action without reducing the efficiency of the brush in surface cleaning and texturing operations. Slight "knee-action" in the bristles produces some "give" in the wires to soften the impact angle of each wire against the surface being brushed. Available in some sizes in a choice of long or short bristles; the short bristles produce a stiffer action.



NARROW FACE CRIMPED WIRE WHEEL BRUSHES

H/C Steel	Stainless Steel	Diameter	Wire Size	Arbor Hole	Trim Length	Face Width	M.S.F.S. (R.P.M.S.)
72704		3"	.006	3/8-1/2"	1/2"	3/8"	6000
72714		3"	.0118	3/8-1/2"	1/2"	3/8"	6000
72724	72734	4"	.006	3/8-1/2"	13/16"	3/8"	6000
72744		4"	.008	3/8-1/2"	13/16"	3/8"	6000
72754		4"	.0095	3/8-1/2"	13/16"	3/8"	6000
72764	72774	4"	.0118	3/8-1/2"	13/16"	3/8"	6000
72784		4"	.014	3/8-1/2"	13/16"	3/8"	6000
72795	72805	6"	.006	1/2-5/8"	1-7/16"	3/8"	6000
72815		6"	.008	1/2-5/8"	1-7/16"	3/8"	6000
72825	72835	6"	.0104	1/2-5/8"	1-7/16"	3/8"	6000
72845	72855	6"	.0118	1/2-5/8"	1-7/16"	3/8"	6000
72865		6"	.014	1/2-5/8"	1-7/16"	3/8"	6000
72875	72885	8"	.006	1/2-5/8"	2-1/16"	3/8"	6000
72895		8"	.008	1/2-5/8"	2-1/16"	3/8"	6000
72905		8"	.0104	1/2-5/8"	2-1/16"	3/8"	6000
72915	72925	8"	.0118	1/2-5/8"	2-1/16"	3/8"	6000
72935		8"	.014	1/2-5/8"	2-1/16"	3/8"	6000
72948		10"	.0118	3/4"	2-3/8"	3/4"	3000
72958	72968	10"	.014	3/4"	2-3/8"	3/4"	3000
72978		12"	.006	1-1/4"	2-15/16"	3/4"	3000
72988		12"	.0104	1-1/4"	2-15/16"	3/4"	3000
72998		12"	.0118	1-1/4"	2-15/16"	3/4"	3000
73008		12"	.014	1-1/4"	2-15/16"	3/4"	3000
73018		15"	.0118	1-1/4"	4-7/16"	3/4"	3000
73028		15"	.014	1-1/4"	4-7/16"	3/4"	3000

ARBOR CHANGE INFORMATION

If an arbor hole is required that is different than the arbor hole listed, please specify the difference by changing the last digit only of the catalog number to comply with the arbor hole chart...

ARBOR HOLE

LAST DIGIT



1/4".....	1
3/8".....	2
1/2".....	3
1/2"-3/8" Reduced.....	4
5/8"-1/2" Reduced.....	5
5/8"-11" Thread.....	6
5/8".....	7
3/4".....	8
1-1/4".....	9
Other (Specify).....	0

Crimped Wire Wheel Brushes

WIDE FACE CRIMPED WIRE WHEEL BRUSHES

H/C Steel	Stainless Steel	Diameter	Wire Size	Arbor Hole	Trim Length	Face Width	M.S.F.S. (R.P.M.S.)
72453		4-1/2"	.0118	1/2"	3/4"	1"	6000
72463		4-1/2"	.014	1/2"	3/4"	1"	6000
72473	72483	6"	.006	1/2"	1-1/8"	1-1/8"	6000
72493		6"	.008	1/2"	1-1/8"	1-1/8"	6000
72503		6"	.0104	1/2"	1-1/8"	1-1/8"	6000
72513	72523	6"	.0118	1/2"	1-1/8"	1-1/8"	6000
72533	72543	6"	.014	1/2"	1-1/8"	1-1/8"	6000
72557		7"	.0118	5/8"	1-5/8"	1-1/4"	6000
72567		7"	.014	5/8"	1-5/8"	1-1/4"	6000
72577		8"	.006	5/8"	1-3/8"	1-1/4"	4000
72587		8"	.0095	5/8"	1-3/8"	1-1/4"	4000
72597	72607	8"	.0118	5/8"	1-3/8"	1-1/4"	4000
72617		8"	.014	5/8"	1-3/8"	1-1/4"	4000
72627		8"	.020	5/8"	1-3/8"	1-1/4"	4000
72639		10"	.0104	1-1/4"	1-7/8"	1-5/8"	3000
72649		10"	.0118	1-1/4"	1-7/8"	1-5/8"	3000
72659		10"	.014	1-1/4"	1-7/8"	1-5/8"	3000
72669		12"	.0118	1-1/1"	2-7/8"	1-3/4"	3000
72679	72615	12"	.014	1-1/4"	2-7/8"	1-3/4"	3000
72689		12"	.020	1-1/4"	2-7/8"	1-3/4"	3000

ADAPTER



ALWAYS
OBSERVE THE
FOLLOWING SAFETY PRACTICES

- Never operate Rotary Brushes above recommended safe speed
- Keep all machine guards in place during operation
- Always wear protective eye goggles when working.



Twisted Tuft Wheel Brushes

These brushes are used chiefly in cleaning weld beads, deburring and cleaning machined surfaces and edges, removing flash and sheared edges from sheared or punched sheet metal, and texturing metal surfaces for decorative purposes. Brushes combine highest-quality straight tempered steel wire with maximum twist imparted to provide any desired flexing action in the bristles.




WIRE WHEEL BRUSHES - STANDARD TWIST

CATALOG NUMBER		Diameter	Wire Size	Arbor Hole	Trim Length	Face Width	M.S.F.S. (R.P.M.S)
H/C Steel	Stainless						
71904	71914	3"	.0118	3/8-1/2"	11/16"	1/2"	25000
71924	71934	3"	.014	3/8-1/2"	11/16"	1/2"	25000
71944	71954	3"	.020	3/8-1/2"	11/16"	1/2"	25000
71964	71974	4"	.0118	3/8-1/2"	7/8"	5/8"	20000
71984	71994	4"	.014	3/8-1/2"	7/8"	5/8"	20000
72004		4"	.016	3/8-1/2"	7/8"	5/8"	20000
72014		4"	.020	3/8-1/2"	7/8"	5/8"	20000
72025	72035	6"	.0118	1/2-5/8"	1-3/8"	1/2"	9000
72045		6"	.014	1/2-5/8"	1-3/8"	1/2"	9000
72055	72065	6"	.016	1/2-5/8"	1-3/8"	1/2"	9000
72075		6"	.023	1/2-5/8"	1-3/8"	1/2"	9000
72085		7"	.014	1/2-5/8"	1-7/8"	5/8"	9000
72095	72105	8"	.0118	1/2-5/8"	1-5/8"	5/8"	6000
72115		8"	.014	1/2-5/8"	1-5/8"	5/8"	6000
72125	72135	8"	.016	1/2-5/8"	1-5/8"	5/8"	6000
72145		8"	.023	1/2-5/8"	1-5/8"	5/8"	6000
72158		10"	.0118	3/4"	2-1/4"	3/4"	4500
72168		10"	.014	3/4"	2-1/4"	3/4"	4500
72178		10"	.016	3/4"	2-1/4"	3/4"	4500
72189		12"	.0118	1-1/4"	2-1/8"	3/4"	3600
72199		12"	.014	1-1/4"	2-1/8"	3/4"	3600
72209		12"	.016	1-1/4"	2-1/8"	3/4"	3600
72219		15"	.0118	1-1/4"	3-1/2"	13/16"	3000
72229		15"	.016	1-1/4"	3-1/2"	13/16"	3000

Twisted Tuft Wheel Brushes

WIRE WHEEL BRUSHES - STRINGER TWIST

CATALOG NUMBER		Diameter	Wire Size	Arbor Hole	Trim Length	Face Width	M.S.F.S. (R.P.M.S)
H/C Steel	Stainless						
72256	72266	6"	.020	5/8-11"	1-3/8"	3/16"	9000
72276	72286	6"	.023	5/8-11"	1-3/8"	1/2"	9000
72295	72305	6"	.020	1/2-5/8"	1-3/8"	3/16"	9000
72315	72325	6"	.023	1/2-5/8"	1-3/8"	1/2"	9000



WIRE WHEEL BRUSHES - CABLE TWIST (Not Shown)

CATALOG NUMBER		Diameter	Wire Size	Arbor Hole	Trim Length	Face Width	M.S.F.S. (R.P.M.S)
H/C Steel	Stainless						
72405	72415	6"	.023	1/2-5/8"	1-3/8"	3/8"	9000
72425		8"	.023	1/2-5/8"	1-5/8"	1/2"	6000

ARBOR CHANGE INFORMATION

If an arbor hole is required that is different than the arbor hole listed, please specify the difference by changing the last digit only of the catalog number to comply with the arbor hole chart...

ARBOR HOLE	LAST DIGIT
1/4".....	1
3/8".....	2
1/2".....	3
1/2"-3/8" Reduced.....	4
5/8"-1/2" Reduced.....	5
5/8"-11" Thread.....	6
5/8".....	7
3/4".....	8
1-1/4".....	9
Other (Specify).....	0



ALWAYS OBSERVE THE FOLLOWING SAFETY PRACTICES

- Never operate Rotary Brushes above recommended safe speed
- Keep all machine guards in place during operation
- Always wear protective eye goggles when working.



Cup Brushes

These brushes are designed for polishing or cleaning large-area flat surfaces and complex convoluted surfaces such as carvings and castings. Heavy-duty brush construction and maximum density of wire help minimize flattening and spreading during use. Can be used flat or as an edging cutter in narrow spaces.



CUP BRUSHES Heavy Duty Crimped Wire

CATALOG NUMBER		Diameter	Wire Size	Arbor Hole	Trim Length	M.S.F.S. (R.P.M.S.)
H/C Steel	Stainless					
73106		4"	.014	5/8-11"	1-3/8"	9000
73116	73126	4"	.020	5/8-11"	1-3/8"	9000
73136		5-1/2"	.014	5/8-11"	1-3/8"	6000
73146	73156	5-1/2"	.020	5/8-11"	1-3/8"	6000
73166		6"	.014	5/8-11"	1-3/8"	6000
73176	73186	6"	.020	5/8-11"	1-3/8"	6000

CUP BRUSHES Single Row Twist - General Cleaning

CATALOG NUMBER		Diameter	Wire Size	Arbor Hole	Trim Length	M.S.F.S. (R.P.M.S.)
H/C Steel	Stainless					
73206		3"	.014	5/8-11"	1-3/8"	9000
73216		3"	.023	5/8-11"	1-3/8"	9000
73226	73236	4"	.014	5/8-11"	1-3/8"	9000
73246	73256	4"	.023	5/8-11"	1-3/8"	9000
73266		4"	.035	5/8-11"	1-3/8"	9000
73276	73286	6"	.014	5/8-11"	1-3/8"	6000
73296	73306	6"	.023	5/8-11"	1-3/8"	6000
73316		6"	.035	5/8-11"	1-3/8"	6000

Mill-Rose cup brushes are also available in bronze, brass and Tynex®A.

CUP BRUSHES

Double Row Twist - Tougher Cleaning

CATALOG NUMBER		Diameter	Wire Size	Arbor Hole	Trim Length	M.S.F.S. (R.P.M.S.)
H/C Steel						
73406		4"	.014	5/8-11"	1-3/8"	9000
73416		4"	.023	5/8-11"	1-3/8"	9000
73426		6"	.014	5/8-11"	1-3/8"	6000
73436		6"	.023	5/8-11"	1-3/8"	6000
73446		6"	.035	5/8-11"	1-3/8"	6000

UTILITY CUP BRUSHES

CATALOG NUMBER		Diameter	Wire Size	Arbor Hole	Trim Length	M.S.F.S. (R.P.M.S.)
H/C Steel	Stainless					
73460		1-3/4"	.006	1/4"	3/4"	13000
73461		1-3/4"	.0118	1/4"	3/4"	13000
73463	73464	2"	.008	1/4"	13/16"	4500
73466	73467	2"	.0104	1/4"	13/16"	4500
73469	73470	2"	.0118	1/4"	13/16"	4500
73472	73473	2-1/2"	.008	1/4"	7/8"	4500
73475	73476	2-1/2"	.0104	1/4"	7/8"	4500
73478	73479	2-1/2"	.0118	1/4"	7/8"	4500
73482		2-3/4"	.0118	1/4"	7/8"	4500
73485	73486	3"	.008	1/4"	1"	4500
73488	73489	3"	.0118	1/4"	1"	4500

Mill-Rose cup brushes are also available in bronz, brass and Tynex®A.




ALWAYS
OBSERVE THE
FOLLOWING SAFETY PRACTICES

- Never operate Rotary Brushes above recommended safe speed
- Keep all machine guards in place during operation
- Always wear protective eye goggles when working.



End & Maintenance Brushes

Wire end brushes have an axial stem for chucking the brush in a power drill or drill press to rotate the solid-end or hollow-end bristle head. Three brush configurations ...solid-head bristle bunch, hollow-center annular-ring bristle bunch, and eight-twist annular-ring bunch.



WIRE END BRUSHES - Solid End (General Cleaning)

CATALOG NUMBER		Diameter	Wire Size	Shank Diameter	Trim Length	M.S.F.S. (R.P.M.S.)
H/C Steel	Stainless					
73500	73502	1/2"	.006	1/4"	1"	20000
73504	73506	1/2"	.0104	1/4"	1"	20000
73508	73510	1/2"	.020	1/4"	1"	20000
73512	73514	3/4"	.006	1/4"	1"	20000
73516	73518	3/4"	.0104	1/4"	1"	20000
73520	73522	3/4"	.020	1/4"	1"	20000
73524	73526	1"	.006	1/4"	1"	20000
73528	73530	1"	.0104	1/4"	1"	20000
73532		1"	.014	1/4"	1"	20000
73536	73538	1"	.020	1/4"	1"	20000

WIRE END BRUSHES - Hollow End Knot (Heavy Cleaning)

CATALOG NUMBER		Diameter	Wire Size	Shank Diameter	Trim Length	M.S.F.S. (R.P.M.S.)
H/C Steel	Stainless					
73600		3/4"	.014	1/4"	1"	20000
73602		3/4"	.020	1/4"	1"	20000
73604	73606	1-1/8"	.014	1/4"	1"	20000
73608		1-1/8"	.020	1/4"	1"	20000

AVAILABLE WITH FLARED CUP

CIRCULAR FLARED END BRUSHES - 1/4 stem

CATALOG NUMBER		Diameter	Wire Size	Shank Diameter	M.S.F.S. (R.P.M.S.)
H/C Steel	Stainless				
73641		1-1/4"	.006	1/4"	20000
73643		1-1/4"	.008	1/4"	20000
73645	73646	1-1/2"	.008	1/4"	20000
73647		1-1/2"	.020	1/4"	20000
73649	73650	2-3/4"	.008	1/4"	14000
73651		2-3/4"	.020	1/4"	14000
73653	73654	3"	.008	1/4"	14000
73655		3"	.020	1/4"	14000

End & Maintenance Brushes

PILOT BOND BRUSHES - 1/4" Dia. Shanks 3/4" Long

CATALOG NUMBER		Diameter	Wire Size	Pilot Diameter	Trim Length	M.S.F.S (R.P.M.S)
H/C Steel	Stainless					
74200	74205	1/2"	.004	1/16"	3/8"	25000
74210	74215	1/2"	.004	3/32"	3/8"	25000
74220	74225	1/2"	.004	1/8"	3/8"	25000
74230	74235	1/2"	.004	.139"	3/8"	25000
74240	74245	1/2"	.004	1/4"	3/8"	25000
74250	74255	1/2"	.005	5/32"	3/8"	25000
74260	74265	1/2"	.005	.164"	3/8"	25000
74270	74275	1/2"	.005	3/16"	3/8"	25000
74280	74285	5/8"	.005	1/4"	1/2"	20000
74290	74295	3/4"	.008	5/16"	1/2"	20000
74300	74305	1"	.008	1/4"	1/2"	20000

PENCIL END BRUSHES

CATALOG NUMBER		Tube		Wire Size	Trim Length	Overall	M.S.F.S (R.P.M.S.)
H/C Steel	Stainless	Diameter	Wipe				
03615	03616	1/4"	3/16"	.0104	3/4"	3-3/4"	8000
03618	03619	1/4"	3/16"	.0118	3/4"	3-3/4"	8000
03621	03622	5/16"	1/4"	.0104	3/8"	3-3/8"	8000
03624	03625	5/16"	1/4"	.0118	3/8"	3-3/8"	8000
03627	03628	3/8"	5/16"	.0118	3/8"	3-3/8"	8000
03630	03631	3/8"	5/16"	.014	3/8"	3-3/8"	8000



ALWAYS
OBSERVE THE
FOLLOWING SAFETY PRACTICES

- Never operate Rotary Brushes above recommended safe speed
- Keep all machine guards in place during operation
- Always wear protective eye goggles when working.



Conflare Brushes

Conflare and square wheel brushes are mounted on a 1/4" shank to provide quick and easy installation in a collet or chuck. Note: Brushes must be fully inserted in chuck and tightened securely! Available in high carbon steel or stainless steel for aggressive cutting action.

CONFLARE BRUSH - 1/4 Shank

CATALOG NUMBER		Diameter	Wire Size	Face Width	M.S.F.S. (R.P.M.S.)
H/C Steel	Stainless				
76000	76002	1-1/2"	.006	1/2"	20000
76004		1-1/2"	.008	1/2"	20000
76006		1-1/2"	.0104	1/2"	20000
76008	76010	1-1/2"	.0118	1/2"	20000
76012	76014	2"	.006	3/8"	20000
76016	76018	2"	.008	3/8"	20000
76020	76022	2"	.0104	3/8"	20000
76024	76026	2"	.0118	3/8"	20000
76028	76030	2"	.014	3/8"	20000
76032		2"	.020	3/8"	20000
76034	76036	2-1/2"	.006	3/8"	20000
76038	76040	2-1/2"	.008	3/8"	20000
76042	76044	2-1/2"	.0104	3/8"	20000
76046	76048	2-1/2"	.0118	3/8"	20000
76050	76052	2-1/2"	.014	3/8"	20000
76054		2-1/2"	.020	3/8"	20000
76056	76058	3"	.006	3/8"	20000
76060	76062	3"	.008	3/8"	20000
76064	76066	3"	.0104	3/8"	20000
76068	76070	3"	.0118	3/8"	20000
76072	76074	3"	.014	3/8"	20000
76076		3"	.020	3/8"	20000

Square Wheel Brushes

Mill-Rose square wheel brushes are available in high carbon steel or stainless steel and are ideal for side and bottom cleaning or cutting action. Note: Brushes must be fully inserted in chuck and tightened securely.

SQUARE WHEEL BRUSHES - 1/4" Shank

CATALOG NUMBER		Size	Overall	Wire Size	M.S.F.S. (R.P.M.S.)
H/C Steel	Stainless				
76100	76101	1"	3-5/8"	.006	4500
76102		1"	3-5/8"	.010	4500
76104	76105	1-1/16"	3-11/16"	.006	4500
76106	76107	1-1/4"	3-3/4"	.006	4500
76108		1-1/4"	3-3/4"	.010	4500
76110		1-1/2"	3-7/8"	.006	4500
76112		1-5/8"	3-15/16"	.006	4500
76114		1-5/8"	3-15/16"	.010	4500
76116		1-3/4"	4"	.006	4500
76118		1-3/4"	4"	.010	4500
76120		1-7/8"	4-1/16"	.006	4500
76122		1-7/8"	4-1/16"	.010	4500



ALWAYS
OBSERVE THE
FOLLOWING SAFETY PRACTICES

- Never operate Rotary Brushes above recommended safe speed
- Keep all machine guards in place during operation
- Always wear protective eye goggles when working.



Laboratory & Scientific Brushes

Mill-Rose manufactures a complete line of high-quality twist-in-wire brushes for hospital and scientific use. If the brush you desire is not listed here, send for our complete Laboratory and Scientific Brush brochure. We can supply you with any type of brush made to your own specifications.



TEST TUBE BRUSH - Radial End

Catalog Number	Fill Material	Brush	Diameter	Length
05105	White Bristle	3"	1/2"	8"
05110	White Bristle	4"	1-3/8"	11"
05115	White Nylon	3-1/2"	3/4"	9"
05120	White Nylon	4"	1-3/8"	11"

TEST TUBE BRUSH - Tied Nylon, Tufted End

Catalog Number	Fill Material	Brush	Diameter	Length
05130	White Bristle	3"	3/4"	9"
05135	White Bristle	6-1/2"	3/4"	10-1/2"
05140	White Bristle	6-1/2"	1-1/4"	10-3/4"

CYLINDER & BOTTLE BRUSH - Radial End

Catalog Number	Fill Material	Brush	Diameter	Length
05150	Black Bristle	5"	2"	13"
05155	Black Nylon	5"	2"	16"
05160	Black Bristle	6"	2-3/8"	20"

CENTRIFUGE BRUSH - Black Nylon Tuft

Catalog Number	Fill Material	Brush	Diameter	Length
05170	White Bristle	3"	1" - 1-3/4"	9"
05175	White Bristle	3-1/2"	*1/2" - 13/16"	9"
05180	White Bristle	4-1/2"	3/4" x 1-1/2"	12"

*This size made with fan tip only

BABCOCK MILK TEST BOTTLE BRUSH - Fan Tip

Catalog Number	Fill Material	Brush	Diameter	Length
05250	Black Bristle	3-1/4"	1-1/2" Large Part 1/4" Neck Part	9"

Laboratory & Scientific Brushes

BEAKER, JAR and CYLINDER BRUSH - Wood Handle, Tufted End

Catalog Number	Fill Material	Brush	Diameter	Length
05190	Black Bristle	5-1/2"	3-1/4"	13" (4 rows)
05195	Black Bristle	5"	2-3/8"	16" (2 rows)
05200	Black Bristle	6"	*3"	16" (4 rows)

*No tuft of #05200

PIPETTE BRUSH

Catalog Number	Fill Material	Brush	Diameter	Length
05210	Soft White Nylon	7-1/2"	1/4 to 3/4" Step.	17"

VOLUMETRIC FLASK BRUSH - Plastic Handle

Catalog Number	Fill Material	Brush	Diameter	Length
05220	White Bristle	3-1/2"	1-3/8"	12"
05225	White Bristle	4"	1-1/2"	14"
05230	White Bristle	5"	1-3/4"	17"

FLASK or NURSE BOTTLE BRUSH - Double Tufted End

Catalog Number	Fill Material	Brush	Diameter	Length
05240	Black Bristle	4-1/2"	1-1/2"	12"
05245	Black Bristle	4-1/4"	1-3/4"	16"

BEAKER BRUSH

Spiral wound onto Grooved Finished Hardwood Handle. Heavy Double-Tufted End.

Catalog Number	Fill Material	Brush	Diameter	Length
73790	Black Nylon	4"	2-1/2"	12"
73792	White Nylon	4"	2-1/2"	12"
73794	White Nylon	5"	2-7/8"	16"





Cleaning Brushes

Mill-Rose toilet bowl brushes are built to withstand the daily concentrated abuse of commercial, industrial, and institutional service. Not to be confused with the average light duty household toilet brush for limited duty. All toilet bowl brushes have a lacquered hardwood handle.



TOILET BOWL BRUSHES

Catalog Number	Fill Material	Brush Handle	Overall
05010	Tampico	3/4" x 14"	19-1/2"
05015	Black Polypropylene	3/4" x 14"	19-1/2"
05020	Black Nylon	3/4" x 14"	19-1/2"

BASSINE WHISK BROOM

Catalog Number	Fill Material	Trim Length	Width
05050	Bassine	5-1/2"	5-1/2"

COUNTER DUSTERS

Catalog Number	Fill Material	Length	Width
70035	Staple Horsehair/Tampico	13"	3"
70038	Strip Polypropylene	9"	2-1/2"

Designed for general purpose light brushing or dusting. Staple set construction in shaped hardwood beaver tail style handle, lacquer coated and holed for hanging. Economy style polypro bristles held in rolled metal channel with hardwood handle.

Push Brooms & Handles

Mill-Rose offers a complete line of push brooms and handles for industrial maintenance applications. A broad range of top-grade fill materials are available to meet fine, medium and coarse sweeping requirements. Three types of handles are available and must be ordered separately.

Horsehair and Plastic Mix - Fine Floor Sweep


Catalog Number	Block Size	Trim
75040	3" x 18"	2-7/8"
75041	3" x 24"	2-7/8"

Palmira Fiber - Heavy Floor Sweep

Catalog Number	Block Size	Trim
75028	3" x 16"	2-7/8"
75030	3" x 18"	2-7/8"
75032*	3" x 24"	2-7/8"

PUSH BROOM HANDLES Virtually Unbreakable

Catalog Number	Overall Length	Diameter	Description
75071	60"	1"	Lacquered
75080	60"	1"	Fiberglass





Push Brooms & Handles

Excellent for tough scrubbing jobs on decks, floors and large surfaces. Available in three types of bristles.

Catalog Number	Fill	Block Size	Trim	Handle Hole
75082	Tampico	10" x 2-1/2"	2-1/2"	Tapered
75084	Palmyra	10" x 2-1/2"	2-1/2"	Tapered
75086	Synthetic	10" x 2-1/2"	2-1/2"	Tapered

Masonry and Roofing Brushes

Ideal for applying roofing compounds, water-proofing materials and finishing to masonry walls, cement block and roofs.

Catalog Number	Fill	Block Size	Trim	Handle Hole
75088	Tampico	7" x 2-5/8"	2-3/8"	5 x 11
75094	Synthetic	7" x 2-5/8"	2-3/8"	5 x 11

Flat Wire Brooms - Extra Heavy Duty

Ideal for sweeping or scrubbing rough or uneven surfaces, such as cement or stone driveways and paving.

Catalog Handle	Block Size	Trim	Rows
75062	12" X 2-3/8"	5"	4 X 14
75064	14" X 2-3/8"	5"	4 X 16
75066	16" X 2-3/8"	5"	4 X 18

Tapered Handles - for Deck, Masonry & Wire Brooms

Catalog Number	Overall Length	Diameter	Description
75076	54"	15/16"	Plain
75078	54"	1-1/8"	Plain

Parts Cleaning Brushes

70500 Soft natural bristle fill plastic handle - straight trim, round, excellent for gentle dusting and for applying solutions to clean small parts and electronics. 5/16" diameter. 2" trim length. 10-1/8" overall length.

70510 Three color gray tampico dome trim, wood handle. Excellent for cleaning motors, fans, and small parts. Tough tampico bristles withstand most solvents. Black polypropylene fill. Clear lacquered handle. Nicked steel ferrule. 1-1/16" diameter. 3" trim length. 11-1/4" overall length.

70520 Medium black crimped polypropylene - dome trim, wood handle, gets into the smallest cracks and crevices for quick, efficient parts washing. Nicked steel ferrule. 1-1/16" diameter. 3-1/4" trim length. 11-1/2" overall length.

Wall Brushes

POLY CHIP

Economical throwaway brush. Pure undyed bristle. Excellent machinists chip and oil brush. Now available in Nylon also.

Catalog Number	Width	Trim	Thickness	Std. Pkg.
70430	1/2"	1-1/2"	1/4"	36
70440	1"	1-11/16"	5/16"	36
70450	1-1/2"	1-11/16"	5/16"	36
70460	2"	1-11/16"	3/8"	24
70470	2-1/2"	1-15/16"	3/8"	12
70480	3"	1-15/16"	7/16"	12

Tinned Ferrule • Plain Unvarnished Handle

PURE HOG BRISTLE

Generous trim length, single thick for light applications. Best where economy is desired.

Catalog Number	Width	Trim	Thickness	Std. Pkg.
73900	1"	1-11/16"	5/16"	12
73905	2"	1-11/16"	5/16"	12
73910	3"	1-15/16"	3/8"	12

Metal Ferrule • Plastic Handle

PURE HOG BRISTLE - Better Grade

Mill-Rose best-grade double-thick pure hog bristle varnish brushes with trim chiseled for smooth-flow quality finishes.

Catalog Number	Width	Trim	Thickness	Std. Pkg.
73915	1"	2"	3/8"	12
73920	1-1/2"	2-1/4"	1/2"	12
73925	2"	2-1/4"	1/2"	12
73930	2-1/2"	2-1/2"	9/16"	12
73935	3"	2-1/2"	9/16"	12

Metal Ferrule • Clear Lacquered Handle • Chisel Trim





Varnish Brushes TOPSIDE • DECK • INTERIOR

PURE BRISTLE

General purpose economy brush offers excellent paint retentive and flowing qualities.

Catalog Number	Width	Trim	Thickness	Std. Pkg.
73940	3"	2-1/2"	11/16"	6
73945	4"	2-1/2"	7/8"	6

Square Trim • Metal Ferrule • Clear Lacquered Handle

PURE BRISTLE - Better Grade

Well-balanced, durable pure hog bristle brush excellent for rough-painting, daubing, applying compounds.

Catalog Number	Width	Trim	Thickness	Std. Pkg.
73950	3"	2-1/2"	7/8"	6
73955	4"	2-3/4"	7/8"	6

Square Trim • Nicked Metal Ferrule • Epoxy Set • Clear Lacquered Handle

NYLON BRISTLE MIX

All-purpose brushing tool combines best qualities of bristle and nylon.

Catalog Number	Width	Trim	Thickness	Std. Pkg.
73960	3"	2-11/16"	7/8"	6
73965	4"	2-15/16"	7/8"	6

Square Trim • Nicked Steel Ferrule • Clear Lacquered Handle

NYLON BRISTLE MIX - Better Grade

All-purpose brushing tool combines best qualities of bristle and nylon.

Catalog Number	Width	Trim	Thickness	Std. Pkg.
73970	3"	2-15/16"	7/8"	6
73975	4"	3-3/16"	7/8"	6

Square Trim • Nicked Steel Ferrule • Clear • Lacquered Handle

NYLON BRISTLE MIX - Best Grade

All-purpose brushing tool combines best qualities of bristle and nylon.

Catalog Number	Width	Trim	Thickness	Std. Pkg.
73980	3"	3-3/16"	7/8"	6
73985	4"	3-11/16"	7/8"	6

Best Grade • Square Trim • Nicked Steel Ferrule • Clear • Lacquered Handle

Enamel Brushes

NYLON

Finest DuPont Tynex® black tapered nylon double-thick bristle brushes for long-wearing quality. Excellent for water-based finish materials.

Catalog Number	Width	Trim	Thickness	Std. Pkg.
74100	1"	2-1/4"	3/8"	12
74105	1-1/2"	2-1/4"	1/2"	12
74110	2"	2-1/4"	1/2"	12
74115	2-1/2"	2-1/2"	9/16"	12
74120	3"	2-3/4"	9/16"	12

Nickled Steel Ferrule • Trim Chisel • Plastic Panel Handle

NYLON - Better Grade

Excellent brush for general enameling and varnishing. Features double-thick DuPont Tynex® black tapered bristle.

Catalog Number	Width	Trim	Thickness	Std. Pkg.
73430	1"	2-1/8"	7/16"	12
74135	1-1/2"	2-3/8"	1/2"	12
74140	2"	2-5/8"	9/16"	12
74145	2-1/2"	2-7/8"	5/8"	12
74150	3"	3-1/8"	11/16"	12

Nickled Steel Ferrule • Form Chisel • Plastic Handle

Sash Brushes

ANGULAR PURE HOG BRISTLE

Full body pure hog bristle, generous trim length and chiseled edge for efficiency.

Catalog Number	Width	Trim	Thickness	Std. Pkg.
73990	1"	2-1/8"	5/16"	12
74995	1-1/2"	2-1/8"	3/8"	12
74400	2"	2-1/8"	3/8"	12

Nickled Steel Ferrule • Long Clear Lacquered Flat Handle

PURE BRISTLE - Flat Trim

Double-thick pure black hog bristles with flagged ends preserved and generous trim length for excellent retention, best flow action.

Catalog Number	Width	Trim	Thickness	Std. Pkg.
74005	1"	2-1/8"	3/8"	12
74010	1-1/2"	2-3/8"	1/2"	12
74015	2"	2-5/8"	1/2"	12

Nickled Steel Ferrule • Cup Chisel • Long Clear Lacquered Handle





Strip Brushes

Strip Brushes can be bristled with practically all standard materials (see fill materials listed below). They can serve many purposes: Deburring, cleaning, scrubbing, dusting, spreading liquids and powder, polishing and static dissipation.

Disc



Open Wound Coil



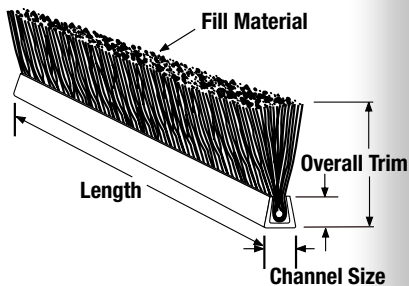
Closed Wound Coil



Cup Style



Straight



Channel #4 Galvanized
Crimped black nylon fill material

Catalog Number	Length	Overall Trim	Fill Material
80000	36	1"	.010
80001	36	2"	.010
80002	36	3"	.014
80003	36	4"	.014
80004	36	6"	.014
80005	72	1"	.010
80006	72	2"	.010
80007	72	3"	.014
80008	72	4"	.014
80009	72	6"	.014

Channel #7 Galvanized
Crimped black nylon fill material

Catalog Number	Length	Overall Trim	Fill Material
80010	36	1"	.010
80011	36	2"	.014
80012	36	3"	.014
80013	36	4"	.020
80014	36	6"	.020
80015	72	1"	.010
80016	72	2"	.014
80017	72	3"	.014
80018	72	4"	.020
80019	72	6"	.020

SPECIFICATIONS ON HOW TO ORDER SPECIAL STRIP BRUSHES

Use chart to specify diameter, pitch length, overall height, channel and fill material.

	Inside Dia.	Outside Dia.	Pitch	Length	Trim or Overall Height	Channel Size	Fill Material	Channel Material
DISCS	X	X				X	X	X
OPEN WOUND COIL	X	X	X	X	X	X	X	X
CLOSE WOUND COIL	X	X		X	X	X	X	X
CUP STYLE	X	X			X	X	X	X
STRAIGHT				X	X	X	X	X

FILL MATERIALS

- HAIR:** Horsehair, Goat
- FIBERS:** Tampico, Palmyra, Bassine, Union, Palmetto
- SYNTHETICS:** Nylon, Abrasive Nylon, Polystyrene, Polypropylene, Polyvinylchloride
- WIRES:** Stainless Steel, Crimped Carbon Steel, Brass, Bronze & Nickle Silver Wire

CHANNEL MATERIALS

- Carbon Steel, Stainless Steel, Brass,
- Aluminum, (Flat Back or Rounded)

CHANNEL SIZES

Channel Number	Tape Size	Approx Width	Approx. Height
10	1-1/4 x .050	7/16"	7/16"
7	7/8 x .040	5/16"	5/16"
6	3/4 x .030	15/64"	11/32"
5	5/8 x .040	7/32"	1/4"
4	1/2 x .030	3/16"	7/32"
3	3/8 x .025	5/32"	5/32"

