

STYLLIS SERIES TUB / SHOWER

Oasis



60-INCH MODEL

TS-6036

Rough-In Dimensions

60" wide x 37-1/4" deep x 79-1/4" high (w/ 18-1/4-inch apron)

Finished Dimensions

60" wide x 36" deep x 78" high (w/ 18-1/4-inch apron)

Unit Features



- One - Piece Fiberglass Composite Construction
- Sanitary Grade Polyester Gelcoat Surface
- 2" Dia. Drain / RH or LH (see reverse side for location)
- 2-1/2" Dia. Overflow (see reverse side for location)
- Generous, Multi-Level Back Wall Shelving
- Extra Deep Bathing Sump
- Textured Floor Pattern
- 1/2-inch Balsa Wood Core Floor Structure

Special Notes

- Optional ABF Model (provides 3-1/2-Inches of drain clearance)
- UL Listed Whirlpool System Available
- Optional Removable Apron Access Panel

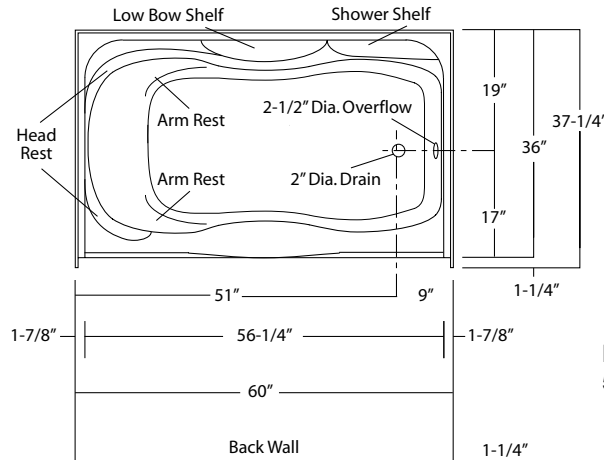
Order No.: **TS-6036R (RH drain / 18-1/4" apron)**
TS-6036L (LH drain / 18-1/4" apron)

TS-6036R ABF (RH drain / 20" apron)
TS-6036L ABF (LH drain / 20" apron)

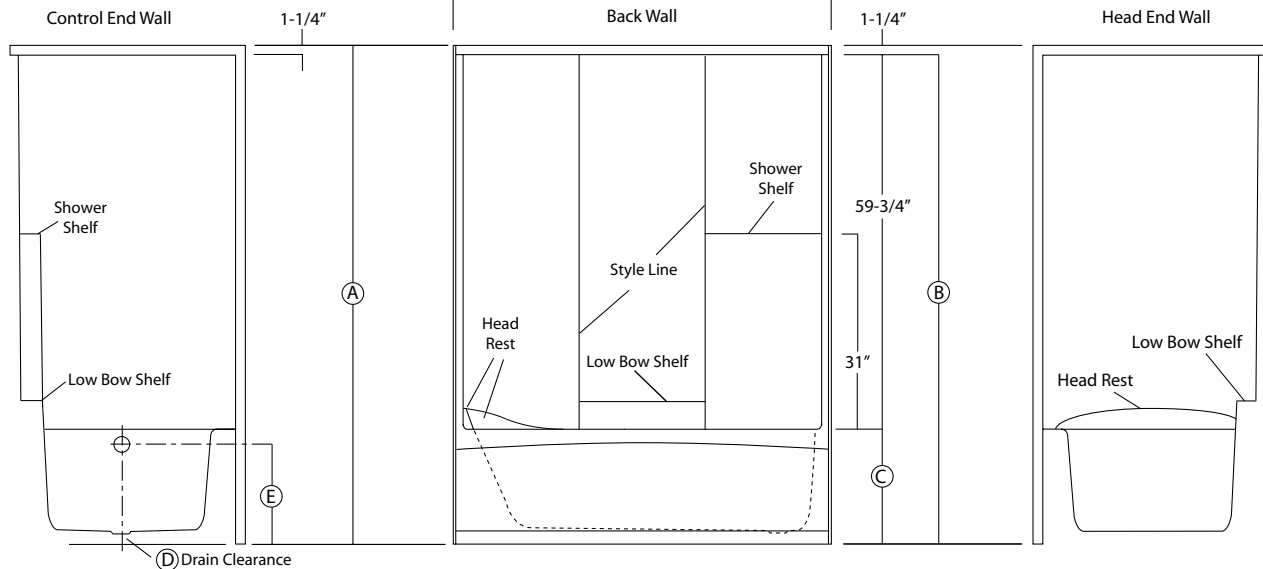
60" x 36", one-piece gelcoated fiberglass tub/shower with 18-1/4" apron (1-3/4" drain clearance), multi-level back wall shelves, contoured head rest, and drain on end indicated.

TS-6036R (illustrated)

	Std Unit	ABF Unit
A	79-1/4"	81"
B	78"	79-3/4"
C	18-1/4"	20"
D	1-3/4"	3-1/2"
E	16"	17-3/4"
F	-	-



Enclosure Size:
 56-1/4" w (max) x 59-3/4" h (max)



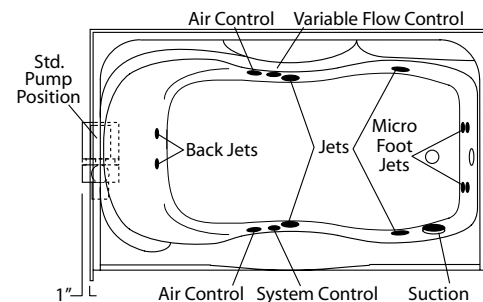
Package Order No.: **CWS (Carress System / end access / no panel)**
CWS / APG-5412 (Carress System with front access and removable apron panel)

Package includes: 4-Adjustable side jets, 4-micro pulse foot jets, 2-micro pulse back jets, variable flow control, twin air controls, electronic system control, and 13.0 amp pump/motor.

Options: In-Line Heater (1*) (order: ILH)
 Ozone Generator (1*) (order: OZG)
 Chromotherapy Pkg (1*, 2*) (order: CLT)
 Water Level Sensor (1*, 2*) (order: LWV)
 Trim Upgrade (1*)
 Chrome (order: CWS-CHR)
 Brushed (Satin) Nickel (order: CWS-SNK)

Notes: (1*) Factory installed options
 (2*) Includes system control upgrade

Sump Dimensions: 50" long x 22-1/4" wide x 15-7/8" deep
 Sump Capacity: 60 gal. (unoccupied - to overflow)
 Whirlpool Operating: 45 gal.



Photographic images may include optional components and appear different than actual product.
 Dimensions shown are maximum. Due to the nature of the materials involved, actual unit dimensions can vary (tolerances: +/- 1/8 inch)
 Oasis reserves the right to modify or discontinue product and/or associated equipment without prior written or verbal notification or obligation.