

SYLVANIA Luminaires

ValueLED™ Selectable Slim MICRODISK™

Application

The SYLVANIA ValueLED Selectable Slim MICRODISK is a slim profile LED downlight kit with remote driver that operates at 120VAC. The 1/2" height allows for installation directly under joists in new and remodel construction.

Benefits and Features

- 5 CCT selectable enabled through a switch located on the driver
- High CRI (>90) ensures a high quality light
- 1/2" height facilitates installations in most residential applications
- Up to 80 LPW
- CRI >90
- Offered in 500 (8W), 800 (13W), 1200 (16W), 1600 (20W)
- 3", 4", 6", and 8" size versions available
- Energy savings up to 92%
- IC rated
- Wet rated

Electrical

- Designed to operate at 120VAC
- Power Factor >90%
- THD < 20%
- Phase-cut dimmable

Rated Life

- 50,000 hours (L₇₀)

Warranty

- 5-year

Ambient Operating Range

- -4°F to +104°F (-20°C to +40°C)

Certifications and Listings

- cETLus
- RoHS
- FCC
- ENERGY STAR®
- CEC Title 24 JA8 Listed

Item #
Type
Project
Notes
Date



Wattage Comparison

Traditional Source	LED System Wattage	Energy Savings
100W BR40	8W	92%
120W Incandescent	13W	90%
23W CFL	16W	30%
32W CFL	20W	63%

Installation

- For installation into 3", 4", 6", and 8" ceiling cut-outs.
- Universal Metal Frame sold separately as accessory for new construction: fits all sizes in Slim MICRODISK portfolio.
- Suitable for dimmers or in housings controlled by a dimmer. For a list of compatible dimmers, please refer to <https://www.sylvania.com/en-us/products/solid-state-lighting-led/Pages/ULTRA-Downlight-LED-Retrofit-Kits.aspx>



Ordering Guide

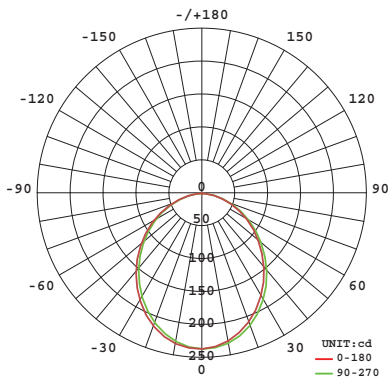
LEDMD	X	R	/	2A	/	XXXX	S	T	/	9	SC3
Product Name	Size	Shape		Generation		Lumens	Voltage	Dimming		CRI	CCT
LEDMD = LED	3 = 3"	R = Round		2A = Generation 2A		500 = 500 lumens	S = 120V	T = Phase-cut		9 = >90	SC3 = Selectable Color
MICRODISK	4 = 4"					800 = 800 lumens		dimming			(2700, 3000, 3500, 4000, 5000K)
	6 = 6"					1200 = 1200 lumens					
	8 = 8"					1600 = 1600 lumens					

Ordering Information

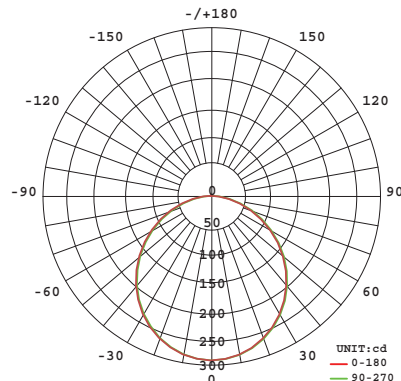
Item Number	Ordering Abbreviation	Wattage	Input Voltage	Dimming	CRI	Color Temp	Total Fixture Lumens	LPW	ENERGY STAR®	Case Quantity
61403	LEDMD3R/2A/500ST/9SC3	8	120	Phase-Cut	90	2700, 3000, 3500, 4000 or 5000K	500	62.5	Yes	4
61404	LEDMD4R/2A/800ST/9SC3	13	120	Phase-Cut	90	2700, 3000, 3500, 4000 or 5000K	800	61.5	Yes	4
61405	LEDMD6R/2A/1200ST/9SC3	16	120	Phase-Cut	90	2700, 3000, 3500, 4000 or 5000K	1200	75.0	Yes	4
61406	LEDMD6R/2A/1200ST/9SC3	16	120	Phase-Cut	90	2700, 3000, 3500, 4000 or 5000K	1200	75.0	Yes	16
61407	LEDMD8R/2A/1600ST/9SC3	20	120	Phase-Cut	90	2700, 3000, 3500, 4000 or 5000K	1600	80.0	Yes	4

Photometric Data

3-inch



4-inch



Zonal Lumen Distribution

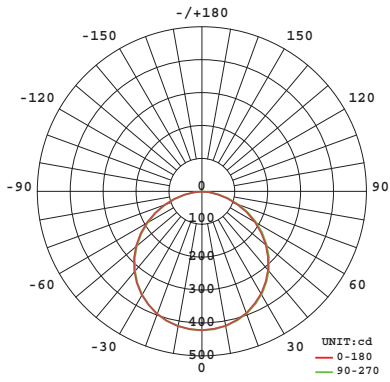
Zone	Lumens	% Retrofit Kit
0-5	5.5	0.95
0-10	21.8	3.75
0-15	48.2	8.28
0-20	83.3	14.32
0-25	125.8	21.61
0-30	173.6	29.84
0-35	225.1	38.67
0-40	278.1	47.79
0-45	330.8	56.84
0-50	381.4	65.54
0-55	428.5	73.63
0-60	470.6	80.87
0-65	506.8	87.08
0-70	536.0	92.10
0-75	557.8	95.85
0-80	572.2	98.32
0-85	579.6	99.60
0-90	581.3	99.89
0-95	581.4	99.90
0-100	581.4	99.90
0-105	581.4	99.90
0-110	581.4	99.91
0-115	581.5	99.91
0-120	581.5	99.92
0-125	581.5	99.93
0-130	581.6	99.93
0-135	581.6	99.94
0-140	581.7	99.95
0-145	581.7	99.96
0-150	581.8	99.97
0-155	581.8	99.98
0-160	581.9	99.98
0-165	581.9	99.99
0-170	581.9	100.00
0-175	582.0	100.00
0-180	582.0	100.00

Zonal Lumen Distribution

Zone	Lumens	% Retrofit Kit
0-5	7.0	0.86
0-10	27.6	3.41
0-15	61.1	7.56
0-20	106.3	13.15
0-25	161.4	19.98
0-30	224.6	27.80
0-35	293.6	36.33
0-40	365.8	45.27
0-45	438.9	54.31
0-50	510.3	63.14
0-55	577.7	71.49
0-60	638.8	79.05
0-65	691.9	85.62
0-70	735.6	91.03
0-75	768.9	95.15
0-80	791.6	97.96
0-85	803.9	99.49
0-90	807.3	99.90
0-95	807.3	99.90
0-100	807.3	99.91
0-105	807.4	99.91
0-110	807.4	99.91
0-115	807.4	99.92
0-120	807.5	99.92
0-125	807.5	99.93
0-130	807.6	99.94
0-135	807.6	99.94
0-140	807.7	99.95
0-145	807.8	99.96
0-150	807.8	99.97
0-155	807.9	99.98
0-160	808.0	99.98
0-165	808.0	99.99
0-170	808.1	100.00
0-175	808.1	100.00
0-180	808.1	100.00

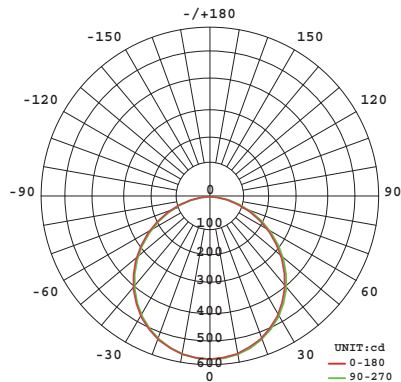
Photometric Data (continued)

6-inch



AVERAGE BEAM ANGLE (50%): 112.6 DEG

8-inch



AVERAGE BEAM ANGLE (50%): 112.9 DEG

Zonal Lumen Distribution

Zone	Lumens	% Retrofit Kit
0-5	10.0	0.83
0-10	39.8	3.28
0-15	88.3	7.28
0-20	154.0	12.70
0-25	234.6	19.34
0-30	327.5	27.00
0-35	429.5	35.41
0-40	537.2	44.29
0-45	646.8	53.33
0-50	754.6	62.22
0-55	857.0	70.65
0-60	950.5	78.36
0-65	1032.1	85.09
0-70	1099.6	90.65
0-75	1151.2	94.91
0-80	1186.6	97.83
0-85	1206.0	99.43
0-90	1211.6	99.89
0-95	1211.7	99.90
0-100	1211.7	99.90
0-105	1211.8	99.91
0-110	1211.8	99.91
0-115	1211.9	99.92
0-120	1212.0	99.92
0-125	1212.0	99.93
0-130	1212.1	99.94
0-135	1212.2	99.94
0-140	1212.3	99.95
0-145	1212.4	99.96
0-150	1212.5	99.97
0-155	1212.6	99.98
0-160	1212.7	99.99
0-165	1212.8	99.99
0-170	1212.9	100.00
0-175	1212.9	100.00
0-180	1212.9	100.00

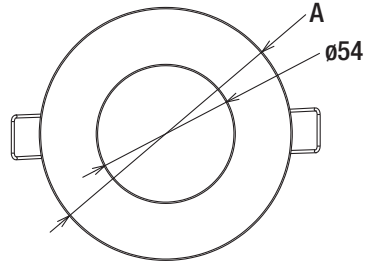
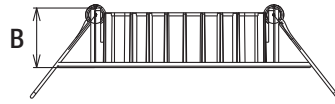
Zonal Lumen Distribution

Zone	Lumens	% Retrofit Kit
0-5	13.6	0.82
0-10	54.2	3.27
0-15	120.2	7.26
0-20	209.8	12.67
0-25	319.9	19.31
0-30	446.9	26.98
0-35	586.5	35.41
0-40	733.8	44.30
0-45	883.9	53.36
0-50	1031.4	62.27
0-55	1171.3	70.71
0-60	1298.9	78.42
0-65	1410.3	85.14
0-70	1502.2	90.69
0-75	1572.5	94.94
0-80	1620.5	97.83
0-85	1646.9	99.43
0-90	1654.5	99.89
0-95	1654.7	99.90
0-100	1654.8	99.90
0-105	1654.8	99.91
0-110	1654.9	99.91
0-115	1655.0	99.92
0-120	1655.1	99.92
0-125	1655.2	99.93
0-130	1655.3	99.94
0-135	1655.4	99.94
0-140	1655.6	99.95
0-145	1655.7	99.96
0-150	1655.9	99.97
0-155	1656.0	99.98
0-160	1656.1	99.99
0-165	1656.3	99.99
0-170	1656.3	100.00
0-175	1656.4	100.00
0-180	1656.4	100.00

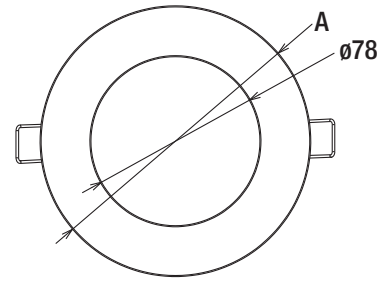
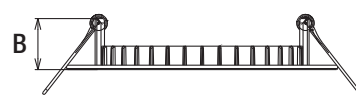
Physical Information

Item Number	(A) Diameter in (mm)	(B) Height in (mm)	Weight (lb)
61403	3.9 (100)	0.9 (2.35)	5.29
61404	4.9 (125)	0.9 (2.35)	9.31
61405	6.8 (175)	0.9 (2.35)	10.65
61407	8.8 (225)	0.9 (2.35)	17.04

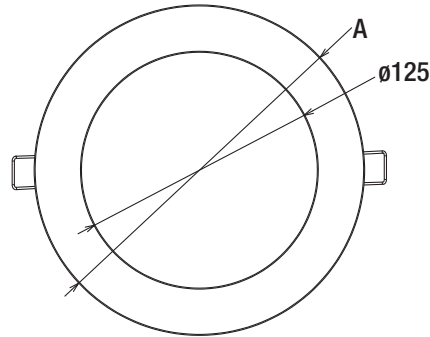
3-inch



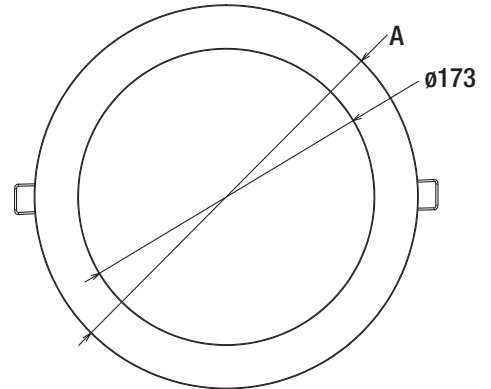
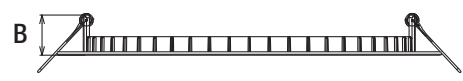
4-inch



6-inch



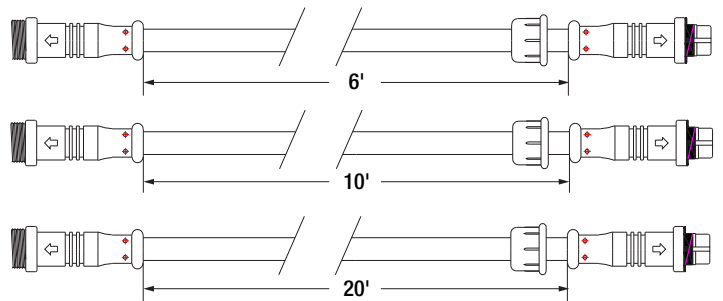
8-inch



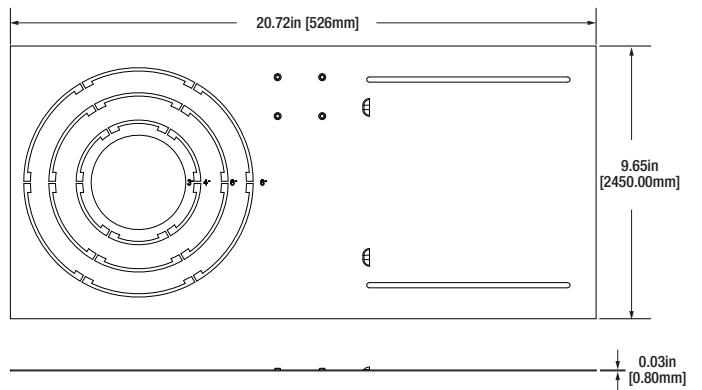
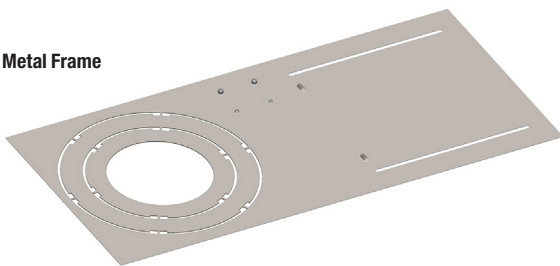
Dimensions in mm

Accessories

Item Number	Ordering Abbreviation	Length	Width
60793	LEDMD6FTEXCBL	6ft	-
60794	LEDMD10FTEXCBL	10ft	-
60795	LEDMD20FTEXCBL	20ft	-
61887	LEDLIMMDFRAME	20.72in (526mm)	9.65in (2450mm)



Metal Frame



Additional Specifications

- Suitable for indoor and outdoor, dry and wet locations.
- Not intended for use with emergency light fixtures or exit lights.
- Suitable for use in closets, compliant with NFPA 70, NEC section 410.16 (A)(3) and 410.16 (C)(5)
- For use in housings that can structurally support a lamp weighing one pound.

LEDVANCE LLC
200 Ballardvale Street
Wilmington, MA 01887 USA
Phone 1-800-LIGHTBULB (1-800-544-4828)
www.sylvania.com

SYLVANIA and LEDVANCE are registered trademarks.
All other trademarks are those of their respective owners.
Licensee of product trademark SYLVANIA in general lighting.
Specifications subject to change without notice.

 /sylvania  /sylvania

Name:	<input type="text"/>
Email:	<input type="text"/>
Phone:	<input type="text"/>

