

# STEEL BOXES & COVERS

 **TOPAZ**<sup>®</sup>  
Friendly Service... Powerful Solutions™



# Table of Contents

Fan Support Boxes . . . . .	4-6
4" Square Boxes, Covers, Extensions & Device Rings . . . . .	6-16
4-11/16" Square Boxes, Covers & Device Rings . . . . .	17-21
4" Octagon Boxes, Covers, Concrete Rings & Extensions. . . . .	22-27
3" x 2" Gangable Switch Boxes . . . . .	28-31
4" x 2" Handy Boxes, Covers & Extensions . . . . .	32-35
Multi-Gang Switch Boxes. . . . .	36-37
Masonry Boxes . . . . .	38-39
Round Pancake Boxes & Covers . . . . .	40
Box Supports . . . . .	41-43
Flexible Fixture Hangers. . . . .	44
Cross Reference . . . . .	45-50



All dimensions are in inches unless otherwise noted.

# Fan Support Boxes



### Features

- Boxes – 1/2" - 2-1/8" deep
- Protective metal cover eliminates debris entry and damage to wire
- Easy-to-use slide select feature for choosing #8 and #10 screw holes
- Energy saving round design
- Side knock outs
- Maximum light fixture weight - 150 lbs.
- Maximum ceiling fan weight - 70 lbs.

### Applications

- 4" round fan boxes can be used for new construction and remodel applications

### Standard Material

- Galvanized steel

Catalog Number	UPC	Description	Knockouts		Cubic Inches	Ship Case	Weight/Case	Width	Depth
			Sides	Bottoms					
<b>CMB50</b>	87176	1/2" deep pancake box	---	(3) - 1/2"	---	12	6	4"	1/2"
<b>CMB150</b>	87177	1-1/2" deep box	(2) - 1/2"	(3) - 1/2"	15.3	12	8	4"	1-1/2"
<b>CMB218</b>	87178	2-1/8" deep box	(2) - 1/2"	(3) - 1/2"	21.5	12	9	4"	2-1/8"

## With Sidemount



### Features

- Boxes – 1-1/2" & 2-1/8" deep
- Protective metal cover eliminates debris entry and damage to wire
- Easy-to-use slide select feature for choosing #8 and #10 screw holes
- Energy saving round design
- Side knock outs
- Maximum light fixture weight - 150 lbs.
- Maximum ceiling fan weight - 70 lbs.

### Applications

- 4" round fan brace can be used for remodel application

### Standard Material

- Galvanized steel

Catalog Number	UPC	Description	Knockouts		Cubic Inches	Ship Case	Weight/Case	Width	Depth
			Sides	Bottoms					
<b>CMB150SM</b>	87228	1-1/2" deep fan box with sidemount	(2) - 1/2"	(3) - 1/2"	15.3	4	3	4"	1-1/2"
<b>CMB218SM</b>	87179	2-1/8" deep fan box with sidemount	(2) - 1/2"	(3) - 1/2"	21.5	4	5	4"	2-1/8"

# Fan Support Boxes with Brace

## New Work



### Features

- Protective metal cover eliminates debris entry and damage to wire
- Easy-to-use slide select feature for choosing #8 and #10 screw holes
- Energy saving round design
- Side knock outs
- Maximum light fixture weight - 150 lbs. on 16 in. centers, 90 lbs. on 24 in. centers
- Maximum ceiling fan weight - 70 lbs.

### Applications

- 4" round fan brace can be used for new construction

### Standard Material

- Galvanized steel

Catalog Number	UPC	Description	Knockouts		Cubic Inches	Ship Case	Weight/Case	Width	Depth
			Sides	Bottoms					
<b>CMB150NB</b>	87181	1-1/2" box with brace - new work	(2) - 1/2"	(3) - 1/2"	15.3	12	14	4"	1-1/2"

## Old Work



### Features

- Boxes – 1-1/2" & 2-1/8" deep
- Easy-to-use slide select feature for choosing #8 and #10 screw holes
- Shark bite technology for greater holding power; featuring 12 total gripping teeth
- Easy glide twin lead screw for fast installation
- Easy grip hex bar
- Maximum light fixture weight - 150 lbs. on 16 in. centers, 50 lbs. on 24 in. centers
- Maximum ceiling fan weight - 70 lbs.

### Applications

- 4" round fan brace can be used for remodel applications

### Standard Material

- Galvanized steel

Catalog Number	UPC	Description	Knockouts		Cubic Inches	Ship Case	Weight/Case	Width	Depth
			Sides	Bottoms					
<b>CMB150WB</b>	87183	1- 1/2" box with brace - old work	(2) - 1/2"	(3) - 1/2"	15.3	12	26	4"	1-1/2"
<b>CMB218WB</b>	87184	2-1/8" box with brace - old work	(2) - 1/2"	(3) - 1/2"	21.5	12	28	4"	2-1/8"

# PVC Fan Support Box With Studmount



### Features

- One-sided stud mount with 3.5" in length and removable joist holding tabs
- Protective plastic cover eliminates debris entry and damage to wire
- Corrosion resistant PVC construction
- Easy-to-use slide select feature for choosing #8 and #10 screw holes
- Energy saving round design
- Maximum light fixture weight - 210 lbs.
- Maximum ceiling fan weight - 70 lbs.

### Applications

- 4" round fan box can be used for new construction and remodel applications

### Standard Material

- PVC

Catalog Number	UPC	Description	Knockouts		Cubic Inches	Ship Case	Weight/Case	Width	Length
			Sides	Bottoms					
<b>CPB13NMSM</b>	87180	Fan box NM with studmount	(1) - 1/2"	(1) - 1/2"	12	12	3	4"	3-1/2"

# 4" Square Extensions



### Features

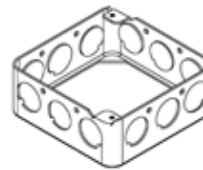
- 1-1/2" deep
- 21 cu. in.
- Add to junction boxes for additional wiring capacity

### Applications

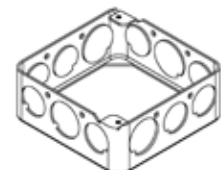
- Increases wiring capacity
- Provides access for additional conduit runs and electrical wire

### Standard Material

- Galvanized steel



**E4511**



**E4512**

Catalog Number	UPC	Description	Knockouts	Cubic Inches	Ship Case	Weight/Case
			Sides			
<b>E4511</b>	86701	Extension 1-1/2" deep 1/2" KO	(12) - 1/2"	21	50	20
<b>E4512</b>	86702	Extension 1-1/2" deep 1/2" & 3/4" KO	(8) - 1/2" & (4) - 3/4"	21	50	20

# 4" Square Drawn Boxes

## 1-1/2" Deep



### Features

- Drawn
- 1-1/2" deep
- 21 cu. in.
- Available in multiple KO sizes, with or without Concentric KOs and raised ground emboss with installed 10/32 ground screw where noted

### Applications

- 4" square drawn junction boxes can be installed in walls or ceilings for lighting fixtures, switches, receptacles or other outlet devices.
- Square boxes are used to bring power to a number of electrical devices where multiple conductor runs are split in two or more directions

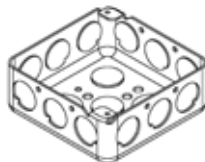
### Standard Material

- Galvanized steel



**B4450**

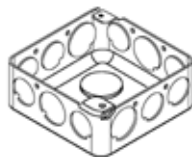
Raised ground emboss & 10/32 ground screw



**B4451**



**B4452**



**B4453**

Raised ground emboss & 10/32 ground screw



**B4454**

Concentric KO  
Raised ground emboss & 10/32 ground screw

Catalog Number	UPC	Description	Knockouts		Cubic Inches	Ship Case	Weight/Case
			Sides	Bottom			
<b>B4450</b>	86782	1-1/2" deep 1/2" KO with raised ground emboss & 10/32 ground screw	(12) - 1/2"	(4) - 1/2"	21	50	31
<b>B4451</b>	86998	1-1/2" deep 1/2" KO	(12) - 1/2"	(5) - 1/2"	21	50	31
<b>B4452</b>	86700	1-1/2" deep 3/4" KO	(8) - 3/4"	(3) - 1/2" & (2) - 3/4"	21	50	31
<b>B4453</b>	86999	1-1/2" deep 1/2" & 3/4" KO with raised ground emboss & 10/32 ground screw	(8) - 1/2" & (4) - 3/4"	(3) - 1/2" & (2) - 3/4"	21	50	31
<b>B4454</b>	86783	1-1/2" deep 1/2" & 3/4" Concentric KO with raised ground emboss & 10/32 ground screw	(8) - 1/2" & 3/4" CON	(3) - 1/2" & (2) - 3/4"	21	50	31

# 4" Square Welded Boxes

## 1-1/2" Deep



### Features

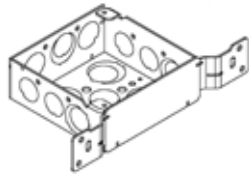
- Welded
- 1-1/2" deep
- 22 cu. in.
- Available in multiple KO sizes, with brackets, NM Clamps, MC Clamps and Eccentric KOs where noted

### Applications

- 4" square welded junction boxes can be installed in walls or ceilings for lighting fixtures, switches, receptacles or other outlet devices
- Square boxes are used to bring power to a number of electrical devices where multiple conductor runs are split in two or more directions

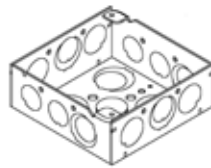
### Standard Material

- Galvanized steel



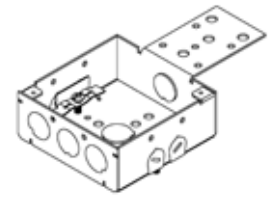
**B8544**

Eccentric KOs with FL bracket



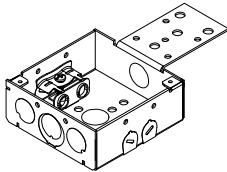
**B8545**

Eccentric KO



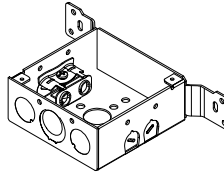
**B8547**

NM Clamp & S bracket



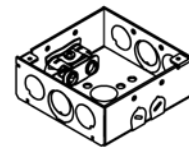
**B8548**

Eccentric KO with MC Clamp & S bracket



**B8549**

Eccentric KO with MC Clamp & FL bracket



**B8351**

MC Clamp

Catalog Number	UPC	Description	Knockouts		Cubic Inches	Ship Case	Weight/Case
			Sides	Bottom			
<b>B8544</b>	86764	1-1/2" deep 1/2" & 3/4" Eccentric KO with FL bracket	(6) - 1/2" & (3) - 1/2" & 3/4" ECC	(3) - 1/2" & (2) - 1/2" & 3/4" ECC	22	50	39
<b>B8545</b>	86765	1-1/2" deep 1/2" & 3/4" Eccentric KO	(8) - 1/2" & (4) - 1/2" & 3/4" ECC	(3) - 1/2" & (2) - 1/2" & 3/4" ECC	22	50	35
<b>B8547</b>	87142	1-1/2" deep 1/2" KO with NM Clamp & S bracket	(4) - 1/2" & 4 pryouts	(1) - 1/2"	22	50	42
<b>B8548</b>	87267	1-1/2" deep 1/2" & 3/4" Eccentric KO with MC Clamp & S bracket	(3) - 1/2" (1) - 1/2" & 3/4" ECC & 4 pryouts	(1) - 1/2"	22	50	24
<b>B8549</b>	87264	1-1/2" deep 1/2" & 3/4" Eccentric KO with MC Clamp & FL bracket	(3) - 1/2" (1) - 1/2" & 3/4" ECC & 4 pryouts	(1) - 1/2"	22	50	42
<b>B8351</b>	01987	1-1/2" deep 1/2" KO with MC Clamp	(2) - 1/2" & 3/4" ECC & (4)-1/2"	(1) - 1/2"	22	50	39



# 4" Square Drawn Deep Boxes

## 2-1/8" Deep



### Features

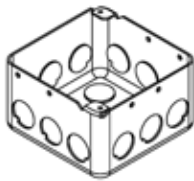
- Drawn
- 2-1/8" deep offer extra cubic capacity
- 29 cu. in.
- Available in multiple KO sizes and raised ground emboss with installed 10/32 ground screw where noted

### Applications

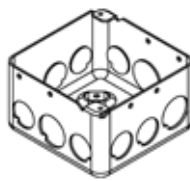
- 4" square drawn junction boxes can be installed in walls or ceilings for lighting fixtures, switches, receptacles or other outlet devices
- Square boxes are used to bring power to a number of electrical devices where multiple conductor runs are split in two or more directions

### Standard Material

- Galvanized steel

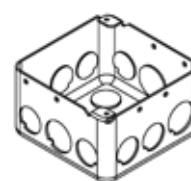


**D4451**

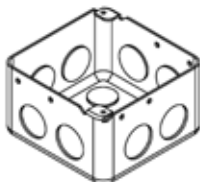


**D4452**

Raised ground emboss & 10/32 ground screw

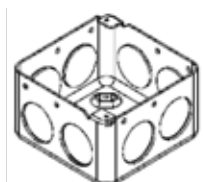


**D4453**



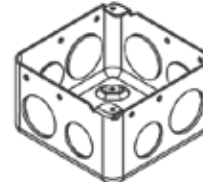
**D4454**

Raised ground emboss



**D4455**

Raised ground emboss & 10/32 ground screw



**D4456**

Raised ground emboss & 10/32 ground screw

Catalog Number	UPC	Description	Knockouts		Cubic Inches	Ship Case	Weight/Case
			Sides	Bottom			
<b>D4451</b>	86720	2-1/8" deep 1/2" KO	(12) - 1/2"	(5) - 1/2"	29	50	41
<b>D4452</b>	86721	2-1/8" deep 1/2" & 3/4" KO with raised ground emboss & 10/32 ground screw	(8) - 1/2" & (4) - 3/4"	(2) - 1/2" & (2) - 3/4"	29	50	39
<b>D4453</b>	86722	2-1/8" deep 1/2" & 3/4" KO	(8) - 1/2" & (4) - 3/4"	(3) - 1/2" & (2) - 3/4"	29	50	41
<b>D4454</b>	86723	2-1/8" deep 3/4" KO with raised ground emboss	(8) - 3/4"	(3) 1/2" & (2) - 3/4"	29	50	41
<b>D4455</b>	87210	2-1/8" deep 1" KO with raised ground emboss & 10/32 ground screw	(8) - 1"	(3) 1/2" & (2) 3/4"	29	50	41
<b>D4456</b>	87229	2-1/8" deep 3/4" & 1" KO with raised ground emboss & 10/32 ground screw	(4) - 3/4" & (4) - 1"	(2) - 1/2" & (2) - 3/4"	29	50	41

# 4" Square Welded Deep Boxes

## 2-1/8" Deep



### Features

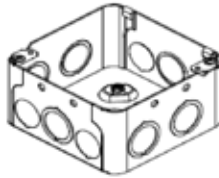
- Welded
- 2-1/8" deep offer extra cubic capacity
- 31.5 cu. in.
- Available in multiple Eccentric & Concentric KO's, MC Clamps, brackets and raised ground emboss with 10/32 ground screw where noted

### Applications

- 4" square welded junction boxes can be installed in walls or ceilings for lighting fixtures, switches, receptacles or other outlet devices
- Square boxes are used to bring power to a number of electrical devices where multiple conductor runs are split in two or more directions

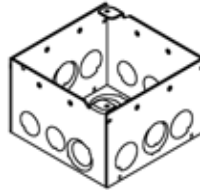
### Standard Material

- Galvanized steel



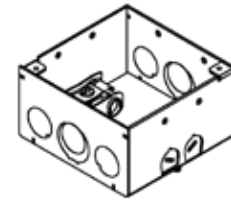
**B8452**

Concentric KO with Raised ground emboss & 10/32 ground screw



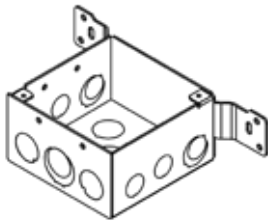
**B8546**

Eccentric KO with Raised ground emboss



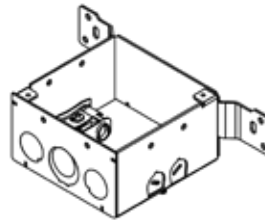
**D6550**

Eccentric KO with MC Clamp



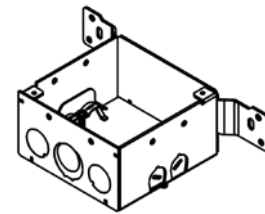
**D6500**

Eccentric KO with FL bracket



**D6541**

Eccentric KO with MC Clamp & FL bracket



**D6543**

With NM Clamp & FL bracket

Catalog Number	UPC	Description	Knockouts		Cubic Inches	Ship Case	Weight/Case
			Sides	Bottom			
<b>B8452</b>	86762	2-1/8" deep 1/2" & 3/4" Concentric KO with raised ground emboss & 10/32 ground screw	(6) - 1/2" & 3/4" CON & (4) - 1/2"	(2) - 1/2" & 3/4" CON & (2) - 1/2"	31.5	50	45
<b>B8546</b>	87140	2-1/8" deep 1/2" & 3/4" KO with raised ground emboss	(4) - 1/2" & (2) 1/2" & 3/4"	(2) - 1/2" & 3/4" ECC & (3) - 1/2"	31.5	50	45
<b>D6550</b>	01018	2-1/8" deep 1/2" & 3/4" Eccentric KO with MC Clamp	(4) - 1/2" & (2) 1/2" & 3/4" ECC	(1) - 1/2"	31.5	50	50
<b>D6500</b>	87268	2-1/8" deep 1/2" & 3/4" Eccentric KO with FL bracket	(6) - 1/2" & (3) - 1/2" & 3/4" ECC	(3) - 1/2" & (2) - 1/2" & 3/4" ECC	31.5	50	56
<b>D6541</b>	87265	2-1/8" deep 1/2" & 3/4" Eccentric KO with MC Clamp & FL bracket	(3) - 1/2" & (1) - 1/2" & 3/4" ECC & 4 pryouts	(1) - 1/2"	31.5	50	57
<b>D6543</b>	01019	2-1/8" deep 1/2" Eccentric KO with NM Clamp & FL bracket	(2) - 1/2" & (2) - 1/2" ECC	(1) - 1/2"	31.5	50	51

# 4" Square to Round Device Rings



### Features

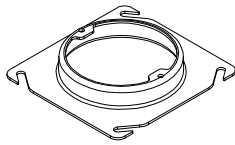
- 4" square to round 5/8"-2" raised device rings are used to mount light fixtures in walls and ceilings
- They convert a square box to a round ceiling or wall opening with 8-32 threaded mounting tabs 2.75" c.c.

### Applications

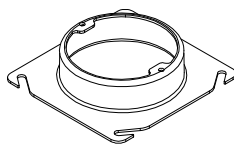
- Use to mount ceiling lights or wall sconce lights
- The angled slots on the covers compensate for up to 12° of box misalignment on upright framing members

### Standard Material

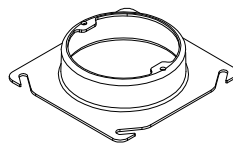
- Galvanized steel



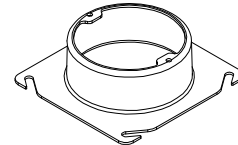
C6500



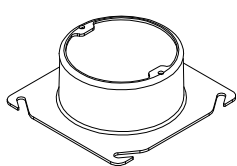
C6501



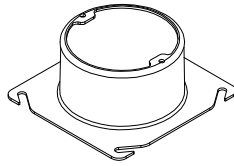
C6502



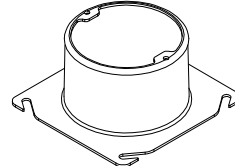
C6503



C6504



C6505



C6506

Catalog Number	UPC	Description	Depth	Cubic Inches	Ship Case	Weight/Case
C6500	87269	1/2" raised	1/2"	3	50	12
C6501	87270	5/8" raised	5/8"	4	50	17
C6502	87271	3/4" raised	3/4"	5	50	17
C6503	87272	1" raised	1"	6.8	50	22
C6504	87273	1-1/4" raised	1-1/4"	8.5	50	28
C6505	87274	1-1/2" raised	1-1/2"	9.7	50	32
C6506	87275	2" raised	2"	12.9	50	43

# 4" Industrial Covers



## Features

- Includes hardware for mounting receptacles
- Available in various cover designs
- Crushed corners
- Raised 5/8"
- 6.6 cu. in.

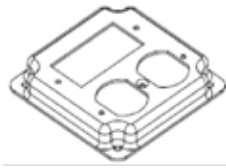
## Applications

- 4" square industrial surface covers allow for a quick installation of electrical devices to steel covers before they are mounted to the box
- Raised 5/8" to protect wires inside the box for switches, receptacles, and outlets

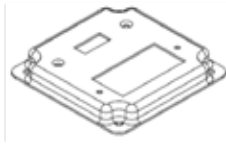
## Standard Material

- Galvanized steel

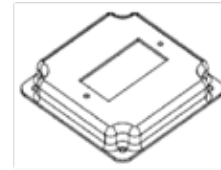
Catalog Number	UPC	Description	Depth	Cubic Inches	Ship Case	Weight/Case
<b>C2237</b>	87206	(1) GFI (1) Duplex	5/8"	6.6	50	24
<b>C2238</b>	87211	(1) Toggle (1) GFI	5/8"	6.6	50	24
<b>C2239</b>	87207	(1) GFI	5/8"	6.6	50	25
<b>C2240</b>	87212	(2) GFI	5/8"	6.6	50	24
<b>C2241</b>	86737	(2) 20A 1.60" diameter	5/8"	6.6	50	24
<b>C2242</b>	86738	(1) Duplex (1) Toggle switch	5/8"	6.6	50	25
<b>C2243</b>	86739	(2) Duplex receptacles	5/8"	6.6	50	22
<b>C2244</b>	86740	(1) 15A 1.406" diameter	5/8"	6.6	50	27
<b>C2245</b>	87141	(2) Toggle switches	5/8"	6.6	50	29
<b>C2246</b>	86742	(1) 40A/50A 2.155" diameter	5/8"	6.6	50	24
<b>C2247</b>	86743	(1) Duplex (1) 15A 1.406" diameter	5/8"	6.6	50	24
<b>C2248</b>	86744	(1) Toggle Switch (1) 15A 1.406" diameter	5/8"	6.6	50	27
<b>C2249</b>	86745	(1) Toggle switch	5/8"	6.6	50	30
<b>C2250</b>	86746	(2) 15A 1.406" diameter	5/8"	6.6	50	25
<b>C2251</b>	86747	(1) 20A 1.60" diameter	5/8"	6.6	50	26
<b>C3451</b>	86774	(1) Duplex	5/8"	6.6	50	25
<b>C3452</b>	86775	(1) Toggle switch (1) Flush duplex	5/8"	6.6	50	26
<b>C3453</b>	86776	(1) 15A 1.406" diameter (1) Flush duplex	5/8"	6.6	50	25
<b>C3454</b>	86777	(1) Flush duplex	5/8"	6.6	50	27



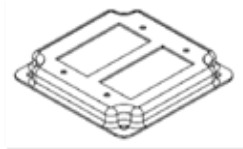
**C2237**



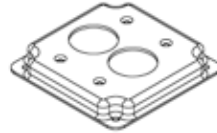
**C2238**



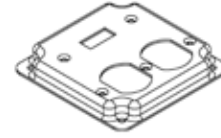
**C2239**



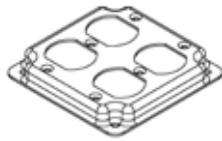
**C2240**



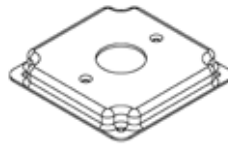
**C2241**



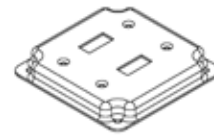
**C2242**



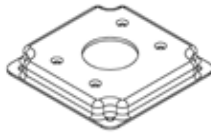
**C2243**



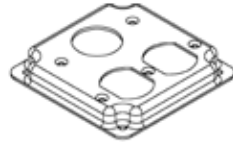
**C2244**



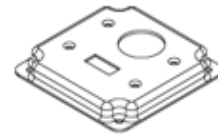
**C2245**



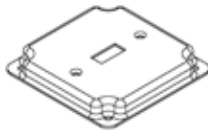
**C2246**



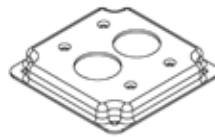
**C2247**



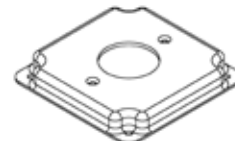
**C2248**



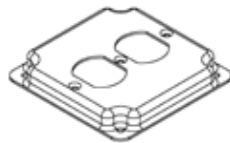
**C2249**



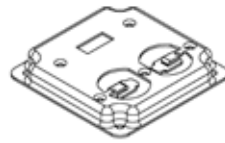
**C2250**



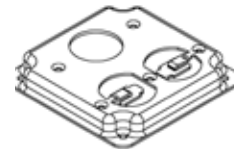
**C2251**



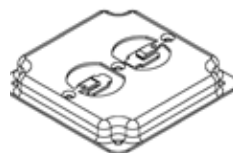
**C3451**



**C3452**  
Flush duplex



**C3453**  
Flush duplex



**C3454**  
Flush duplex

# 4" Square Single Gang Device Rings & Covers



### Features

- Ideal for exposed work applications, providing an easy method for the installation of electrical devices
- Can be used on any 4" square box

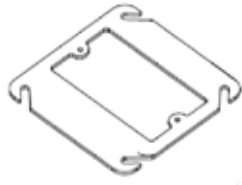
### Applications

- 4" single gang device rings are used with 4" square boxes to mount switches, receptacles and devices
- Angled slots on the covers compensate for up to 12° of box misalignment on upright framing members
- C7515 flat surface is keyed to catch plaster or drywall mud
- 4" square blank flat covers are used to cover 4" square box wiring and provide a means for access when future conduit runs are required

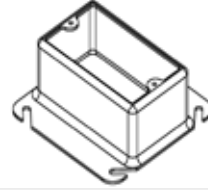
### Standard Material

- Galvanized steel

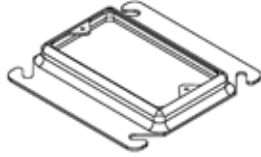
Catalog Number	UPC	Description	Depth	Cubic Inches	Ship Case	Weight/Case
DEVICE RINGS						
<b>C4450</b>	87208	Flat	---	---	200	21
<b>C4451</b>	87130	Raised 1/4"	1/4"	1.5	200	24
<b>C4452</b>	87131	Raised 1/4"	1/4"	1.7	200	22
<b>C4453</b>	87132	Raised 1/2"	1/2"	3.5	100	36
<b>C4454</b>	87133	Raised 5/8"	5/8"	4.5	100	38
<b>C4455</b>	87134	Raised 3/4"	3/4"	5.5	100	40
<b>C4456</b>	87135	Raised 1"	1"	7.5	50	21
<b>C4457</b>	87136	Raised 1-1/4"	1-1/4"	9.4	50	27
<b>C4458</b>	87209	Raised 1-1/2"	1-1/2"	11.3	50	28
<b>C4459</b>	87214	Raised 2"	2"	14.5	50	31
<b>C7515</b>	87143	4S Plaster ring raised 1/4"	1/4"	1.5	100	30
COVERS						
<b>C7516</b>	86760	Blank flat	Flat	1.5	100	32
<b>C7517</b>	86781	1/2" KO flat	Flat	---	100	50
<b>CT1551</b>	87137	Tile cover raised 1/4"	1/4"	1.7	100	22
<b>CT1552</b>	87138	Tile cover raised 1/2"	1/2"	3.5	100	36
<b>CT1553</b>	87139	Tile cover raised 3/4"	3/4"	5.5	100	40



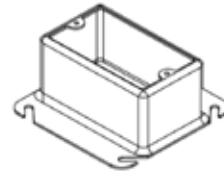
C4450



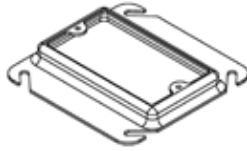
C4458



C4451



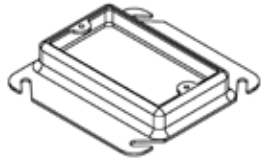
C4459



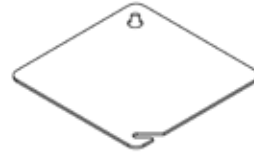
C4452



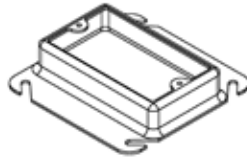
C7515



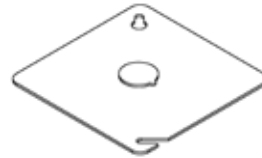
C4453



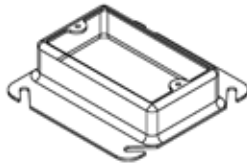
C7516



C4454



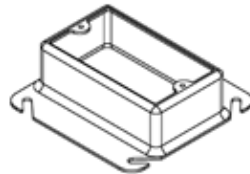
C7517



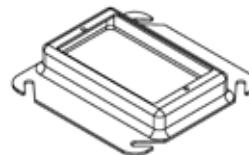
C4455



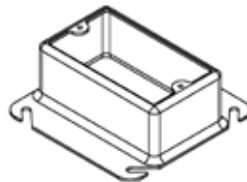
CT1551



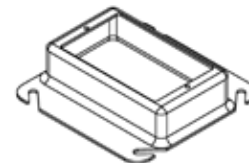
C4456



CT1552



C4457



CT1553

# 4" Square Double Gang Device Rings



### Features

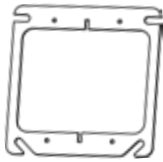
- Ideal for exposed work applications, providing an easy method for the installation of electrical devices
- Can be used on any 4" square box

### Applications

- 4" double gang device rings are used with 4" square boxes to mount switches, receptacles and devices
- Angled slots on the covers compensate for up to 12° of box misalignment on upright framing members
- Four slots for mounting vertically or horizontally

### Standard Material

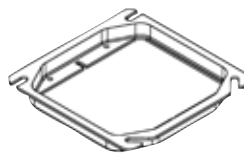
- Galvanized steel



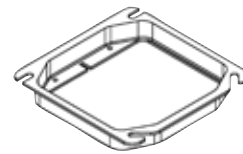
R2240



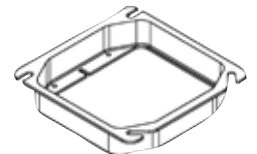
R2241



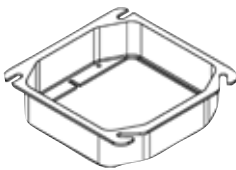
R2242



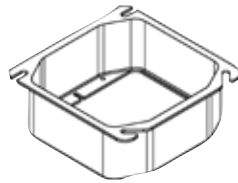
R2243



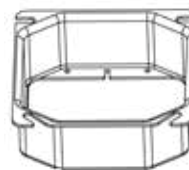
R2244



R2245



R2246



R2247



R2248

Catalog Number	UPC	Description	Depth	Cubic Inches	Ship Case	Weight/Case
R2240	01542	Flat	Flat	---	200	21
R2241	86731	Raised 1/4"	1/4"	2.3	200	24
R2242	86732	Raised 1/2"	1/2"	5.4	100	22
R2243	86733	Raised 5/8"	5/8"	7	100	36
R2244	86734	Raised 3/4"	3/4"	8.5	100	38
R2245	86735	Raised 1"	1"	11.6	50	40
R2246	86736	Raised 1-1/4"	1-1/4"	14.7	50	21
R2247	01021	Raised 1-1/2"	1-1/2"	15.5	50	22
R2248	01022	Raised 2"	2"	20.7	50	23



# 4-11/16" Square Welded Boxes and Extensions

## 2-1/8" Deep



### Features

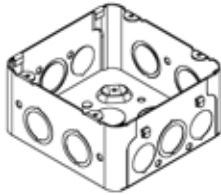
- Boxes-Welded
- Boxes-2-1/8" deep
- 44 cu. in.
- Available in multiple KO sizes, with or without Concentric KOs and raised ground emboss with installed 10/32 ground screw where noted

### Applications

- 4-11/16" square welded junction boxes are used in a variety of industrial applications where larger sized conductors or wiring devices are needed and more volume is required
- Can be installed in walls or ceilings for lighting fixtures, switches, receptacles or other outlet devices. 2-1/8" deep boxes offer extra cubic capacity

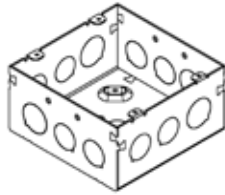
### Standard Material

- Galvanized steel



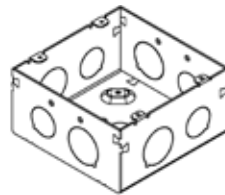
**B8451**

Concentric KO with raised ground emboss & 10/32 ground screw



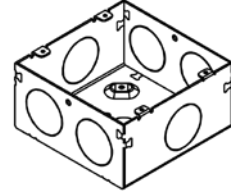
**B8453**

Raised ground emboss & 10/32 ground screw



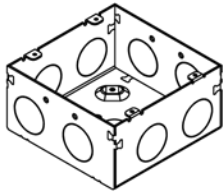
**B8454**

Raised ground emboss & 10/32 ground screw



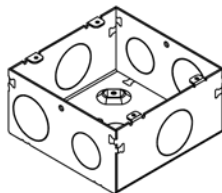
**B8455**

Raised ground emboss & 10/32 ground screw



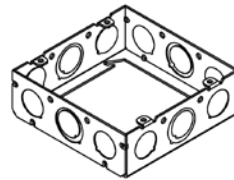
**B8456**

Raised ground emboss & 10/32 ground screw



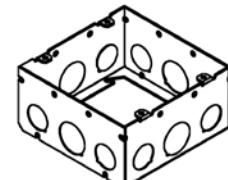
**B8457**

Raised ground emboss & 10/32 ground screw



**B7451**

1-1/2" deep



**B7452**

2-1/8" deep

Catalog Number	UPC	Description	Knockouts		Cubic Inches	Ship Case	Weight/Case
			Sides	Bottom			
<b>BOXES</b>							
<b>B8451</b>	86761	2-1/8" deep 1/2" & 3/4" Concentric KO with raised ground emboss & 10/32 ground screw	(4) - 1/2" & (6) - 1/2" & 3/4" CON	(2) - 1/2" & 3/4" CON & (2) - 1/2"	44	20	32
<b>B8453</b>	86763	2-1/8" deep 1/2" & 3/4" KO with raised ground emboss & 10/32 ground screw	(8) - 1/2" & (4) - 3/4"	(2) - 1/2" & (2) - 3/4"	44	20	36
<b>B8454</b>	87146	2-1/8" deep 3/4" & 1" KO with raised ground emboss & 10/32 ground screw	(4) - 3/4" & (4) - 1"	(2) - 1/2" & (2) - 3/4"	44	20	36
<b>B8455</b>	01864	2-1/8" deep 1-1/4" KO with raised ground emboss & 10/32 ground screw	(6)-1-1/4"	(2) - 1/2" & (2) - 3/4"	44	20	23
<b>B8456</b>	01876	2-1/8" deep 1" KO with raised ground emboss & 10/32 ground screw	(8)-1"	(2) - 1/2" & (2) - 3/4"	44	20	23
<b>B8457</b>	01878	2-1/8" deep 1" & 1-1/4" KO with raised ground emboss & 10/32 ground screw	(2)-1" & (4)-1-1/4"	(2) - 1/2" & (2) - 3/4"	44	20	23
<b>EXTENSIONS</b>							
<b>B7451</b>	02001	1-1/2" deep 1/2" & 3/4" ECC KO	(4)-1/2" & 3/4" ECC & (8)-1/2"	---	31	20	15
<b>B7452</b>	02013	2-1/8" deep 1/2" & 3/4" KO	(8)-1/2" & (4)-3/4"	---	44	20	19



# 4-11/16" Single Gang Device Rings & Covers



## Features

- Ideal for exposed work applications, providing an easy method for the installation of electrical devices
- Can be used on any 4-11/16" square box

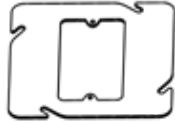
## Applications

- 4-11/16" single gang device rings are used with 4-11/16" square boxes to mount switches, receptacles and devices
- Angled slots on the covers compensate for up to 12° of box misalignment on upright framing members
- 4-11/16" square covers are used to cover 4-11/16" square box wiring and provide a means for access when future conduit runs are required

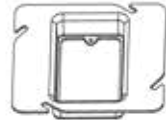
## Standard Material

- Galvanized steel

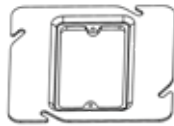
Catalog Number	UPC	Description	Depth	Cubic Inches	Ship Case	Weight/Case
DEVICE RINGS						
<b>F1451</b>	014879	Flat	Flat	---	100	18
<b>F1452</b>	014893	Raised 1/4"	1/4"	1.8	100	18
<b>F1453</b>	014619	Raised 1/2"	1/2"	3.8	50	19
<b>F1454</b>	014626	Raised 5/8"	5/8"	4.3	50	20
<b>F1455</b>	014695	Raised 3/4"	3/4"	5.5	50	21
<b>F1456</b>	014749	Raised 1"	1"	7.5	40	21
<b>F1457</b>	014770	Raised 1-1/4"	1-1/4"	9.4	40	21
<b>F1458</b>	014787	Raised 1-1/2"	1-1/2"	11.2	40	23
<b>F1459</b>	014794	Raised 2"	2"	14.4	40	27
COVERS						
<b>C7510</b>	87175	Flat (1) 1/2" KO Hole & (1) Slot	Flat	---	50	31
<b>C7511</b>	86754	Blank flat (2) Hole & (2) Slot	Flat	---	50	31
<b>C7513</b>	86756	Blank flat (1) Hole & (1) Slot	Flat	---	50	31
<b>C7514</b>	86757	1 gang 1/4" raised (2) Hole & (2) Slot	1/4"	---	50	31



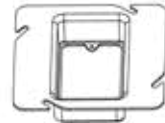
F1451



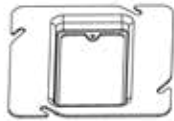
F1455



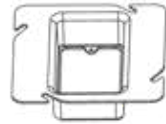
F1452



F1456



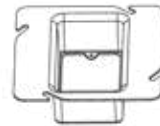
F1453



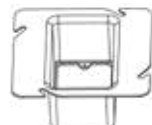
F1457



F1454



F1458



F1459



C7510



C7511



C7513



C7514  
1/4" Raised

# 4-11/16" Double Gang Device Rings



### Features

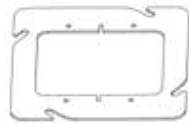
- Ideal for exposed work applications, providing an easy method for the installation of electrical devices
- Can be used on any 4-11/16" square box

### Applications

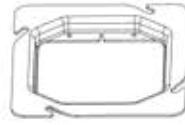
- 4-11/16" double gang device rings are used with 4-11/16" square boxes to mount switches, receptacles and devices
- Angled slots compensate for up to 12" of box misalignment on upright framing members
- Four slots for mounting vertically or horizontally

### Standard Material

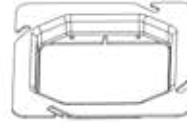
- Galvanized steel



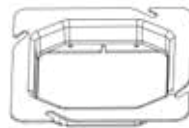
**F2341**



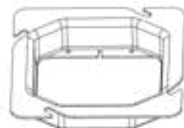
**F2342**



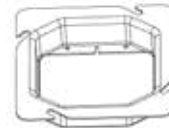
**F2343**



**F2344**



**F2345**



**F2346**

Catalog Number	UPC	Description	Depth	Cubic Inches	Ship Case	Weight/Case
<b>F2341</b>	015845	Flat	Flat	---	50	15
<b>F2342</b>	015852	Raised 1/2"	1/2"	5.8	50	15
<b>F2343</b>	015869	Raised 5/8"	5/8"	7.5	50	16
<b>F2344</b>	015876	Raised 3/4"	3/4"	8.8	50	16
<b>F2345</b>	015883	Raised 1"	1"	11.8	40	17
<b>F2346</b>	015890	Raised 1-1/4"	1-1/4"	14.5	40	18

# 4-11/16" Industrial Covers



## Features

- Includes hardware for mounting receptacles
- Available in various cover designs
- Raised 1/2"

## Applications

- 4-11/16" square industrial surface covers allow for a quick installation of electrical devices to steel covers before they are mounted to the box
- Raised 1/2" to protect wires inside the box for switches, receptacles, and outlets

## Standard Material

- Galvanized steel



Catalog Number	UPC	Description	Depth	Ship Case	Weight/Case
<b>F2237</b>	01590	(1) GFI (1) Duplex	1/2"	25	11
<b>F2238</b>	01591	(1) Toggle (1) GFI	1/2"	25	11
<b>F2239</b>	01595	(1) GFI	1/2"	25	11
<b>F2240</b>	01596	(2) GFI	1/2"	25	11
<b>F2242</b>	01597	(1) Duplex (1) Toggle switch	1/2"	25	11
<b>F2243</b>	01598	(2) Duplex receptacles	1/2"	25	11
<b>F2244</b>	01599	(1) 15A - 1.406" diameter	1/2"	25	11
<b>F2245</b>	01600	(2) Toggle switches	1/2"	25	11
<b>F2246</b>	01601	(1) 30A/50A - 2.155" diameter	1/2"	25	11
<b>F2249</b>	01602	(1) Toggle switch	1/2"	25	11
<b>F2251</b>	01603	20-30A - 1.60" diameter	1/2"	25	12
<b>F2252</b>	01604	30A - 1.719" diameter	1/2"	25	14

# 4" Octagon Drawn Boxes & Extensions

## 1-1/2" Deep



### Features

- Drawn
- 1-1/2" deep
- 15.8 cu. in.
- Available in multiple KO sizes, with or without Concentric KOs and raised ground emboss with installed 10/32 ground screw where noted

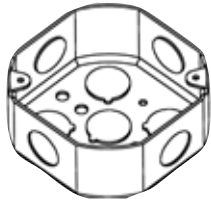
### Applications

- 4" octagon junction boxes are used to install ceiling and wall lighting fixtures, fans or convenience outlets and devices
- Octagon boxes are used to bring power to an electrical device where multiple conductor runs are split in two or more directions

### Standard Material

- Galvanized steel

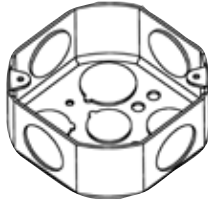
Catalog Number	UPC	Description	Knockouts		Cubic Inches	Ship Case	Weight/Case
			Sides	Bottom			
<b>BOXES</b>							
<b>G4451</b>	86710	1-1/2" deep 1/2" KO	(4) - 1/2"	(5) - 1/2"	15.8	50	24
<b>G4452</b>	86711	1-1/2" deep 3/4" KO	(4) - 3/4"	(3) - 1/2" & (2) - 3/4"	15.8	50	26
<b>G4453</b>	86712	1-1/2" deep 1/2" & 3/4" KO	(2) - 1/2" & (2) - 3/4"	(5) - 1/2"	15.8	50	26
<b>G4454</b>	86713	1-1/2" deep 1/2" & 3/4" KO with raised ground emboss & 10/32 ground screw	(2) - 1/2" & (2) - 3/4"	(2) - 1/2" & (2) - 3/4"	15.8	50	28
<b>G4455</b>	86714	1-1/2" deep 1/2" & 3/4" Concentric KO with raised ground emboss & 10/32 ground screw	(4) - 1/2" & 3/4" CON	(2) - 1/2" & 3/4" CON (2) - 1/2"	15.8	50	28
<b>G2450</b>	87263	1-1/2" deep 1/2" KO with NM Clamp	(2) - 1/2" & 4 pryouts	(1) - 1/2"	15.8	50	26
<b>G2451</b>	01010	1-1/2" deep 1/2" KO with MC Clamp	(2) - 1/2"	---	15.8	50	27
<b>G2453</b>	01745	1-1/2" deep 1/2" KO with NM Clamp & adj. plaster ears	(2) - 1/2"	---	15.8	50	28
<b>EXTENSIONS</b>							
<b>EG411</b>	86715	1-1/2" deep 1/2" KO	(4) - 1/2"	---	15.8	50	19
<b>EG412</b>	86716	1-1/2" deep 1/2" & 3/4" KO	(2) - 1/2" & (2) - 3/4"	---	15.8	50	19



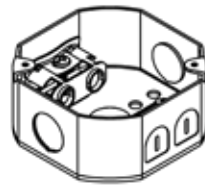
**G4451**



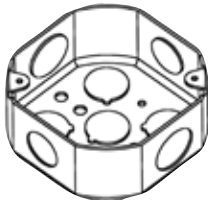
**G2450**  
NM Clamp



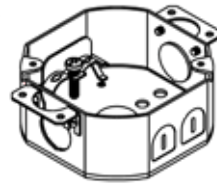
**G4452**



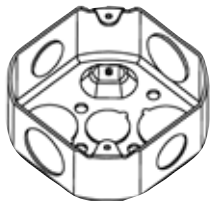
**G2451**  
MC Clamp



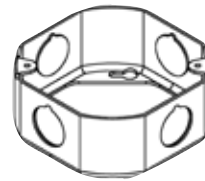
**G4453**



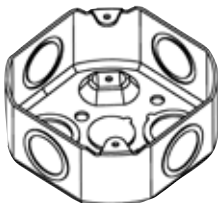
**G2453**  
NM Clamp &  
Adj. Plaster Ears



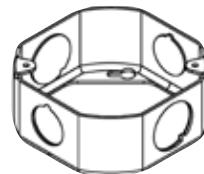
**G4454**  
Raised ground emboss &  
10/32 Ground screw



**EG411**



**G4455**  
Concentric KO with  
Raised ground emboss &  
10/32 Ground screw



**EG412**

# 4" Octagon Drawn Boxes with Brackets and Supports

## 1-1/2" Deep



### Features

- Drawn
- 1-1/2" deep
- 15.8 cu. in.
- Available with multiple KO sizes, and various clamps and brackets
- Adjustable bar hanger lengths 14-1/4" to 22-1/2"

### Application

- 4" octagon junction boxes are used to install ceiling and wall lighting fixtures, or convenience outlets and devices
- Octagon boxes are used to bring power to an electrical device where multiple conductor runs are split in two or more directions

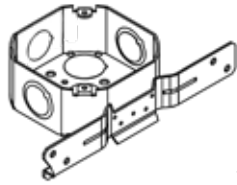
### Standard Material

- Galvanized steel

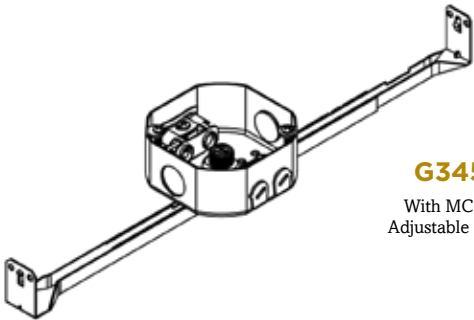
Catalog Number	UPC	Description	Knockouts		Cubic Inches	Ship Case	Weight/Case
			Sides	Bottom			
<b>G3450</b>	87262	1-1/2" deep 1/2" & 3/4" Concentric KO with FL bracket	(1) - 1/2" (2) - 1/2" & 3/4" CON	(3) - 1/2" (2) - 3/4"	15.8	50	31
<b>G3451*</b>	87266	1-1/2" deep 1/2" KO with MC Clamp & adj. bar hanger	(2) - 1/2" & 4 pryouts	---	15.8	50	42
<b>G3452*</b>	87276	1-1/2" deep 1/2" KO with NM Clamp & adj. bar hanger	(2) - 1/2" & 4 pryouts	---	15.8	50	42
<b>G3453*</b>	87277	1-1/2" deep 1/2" KO with adj. bar hanger	(4) - 1/2"	(4) - 1/2"	15.8	50	42
<b>G3454</b>	01746	1-1/2" deep 1/2" KO with NM clamp & J-Wood bracket	(1) 1/2"	---	15.8	30	17
<b>G3455</b>	01011	1-1/2" deep 1/2" KO with MC clamp & FL bracket	(1) 1/2"	(1) 1/2"	15.8	50	32
<b>G3456</b>	01747	1-1/2" deep 1/2" KO with MC clamp & J-Wood bracket	(1) 1/2"	(1) 1/2"	15.8	30	17

\*Maximum weight load of 55 lbs. when bar hanger extended 14" and maximum weight load of 33 lbs. when bar hanger extended 21"





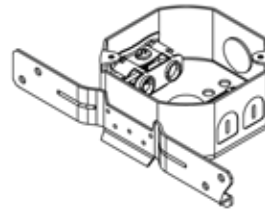
**G3450**  
Concentric KO  
with FL Bracket



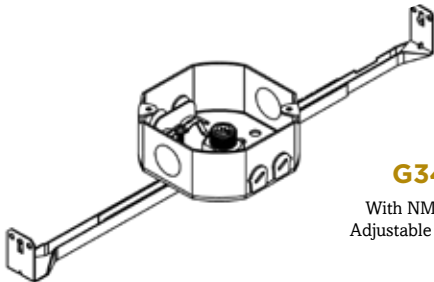
**G3451\***  
With MC Clamp &  
Adjustable Bar Hangar



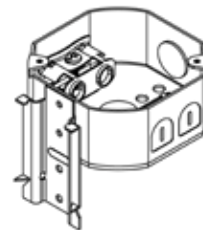
**G3454**  
With NM Clamp &  
J-Wood Bracket



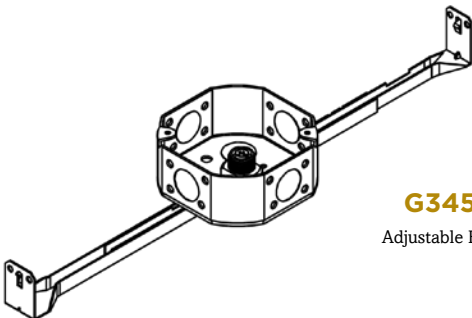
**G3455**  
With MC Clamp &  
FL Bracket



**G3452\***  
With NM Clamp &  
Adjustable Bar Hangar



**G3456**  
With MC Clamp &  
J-Wood Bracket



**G3453\***  
Adjustable Bar Hangar

# 4" Octagon Drawn Deep Boxes & Covers

## 2-1/8" Deep



### Features

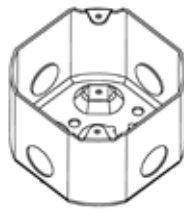
- Boxes – Drawn
- Boxes – 2-1/8" deep
- Boxes – 22.8 cu. in. extra cubic capacity
- Available in multiple KO sizes, with or without Concentric KOs and raised ground emboss with installed 10/32 ground screw where noted

### Applications

- 4" octagon junction boxes are used to install ceiling and wall lighting fixtures, fans or convenience outlets and devices
- Octagon boxes are used to bring power to an electrical device where multiple conductor runs are split in two or more directions
- 4" octagon blank flat covers are used to cover 4" octagon box wiring and provide a means for access when future conduit runs are required

### Standard Material

- Galvanized steel



**G4456**

Raised ground emboss & 10/32 ground screw



**G4457**



**G4458**

Concentric KO



**C8451**



**C8452**

Catalog Number	UPC	Description	Knockouts		Cubic Inches	Ship Case	Weight/Case
			Sides	Bottom			
BOXES							
<b>G4456</b>	86717	2-1/8" deep 1/2" KO with raised ground emboss & 10/32 ground screw	(4) - 1/2"	(4) - 1/2"	22.8	50	29
<b>G4457</b>	86718	2-1/8" deep 1/2" & 3/4" KO	(2) - 1/2" & (2) - 3/4"	(3) - 1/2" & (2) - 3/4"	22.8	50	29
<b>G4458</b>	86719	2-1/8" deep 1/2" & 3/4" Concentric KO	(4) - 1/2" & 3/4" CON	(5) - 1/2"	22.8	50	29
COVERS							
<b>C8451</b>	86779	Blank flat (1) Hole & (1) Slot	---	---	---	100	23
<b>C8452</b>	86780	Flat (1) 1/2" KO, (1) Hole & (1) Slot	---	(1) 1/2"	---	100	23

# 4" Octagon Concrete Rings & Covers



### Features

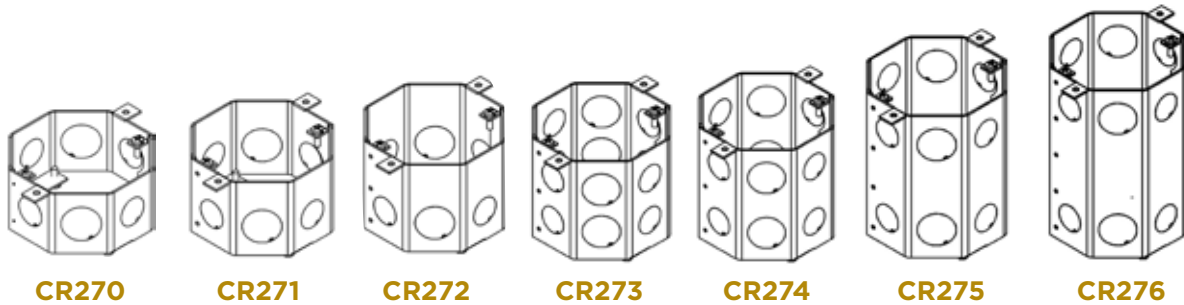
- Available with 1/2" and 3/4" KO
- Available in multiple depths
- Mounting tabs allow for quick and easy installation
- Sealed KO's prevent wet concrete and water from entering the box

### Applications

- Octagon concrete boxes with 1/2" & 3/4" side knockouts are used in poured concrete construction.
- They are installed on wooden or steel concrete forms, once the forms are removed the boxes and conduit are buried in concrete and the end is open to the room wall or ceiling, ready for wire pulling
- Includes extra-long external mounting tabs allow an easy installation by nailing or screwing the boxes to wooden or steel concrete forms
- Knockouts are sealed against box surface to prevent wet concrete and water from entering the box. The top covers are removable allowing any before-pour work

### Standard Material

- Galvanized Steel



Catalog Number	UPC	Description	Sides	Ship Case	Weight/Case	Depth
<b>RINGS</b>						
<b>CR270</b>	01914	Raised 2"	(4) - 1-1/2" & (4) - 3/4"	10	5	2"
<b>CR271</b>	01915	Raised 2-1/2"	(4) - 1-1/2" & (4) - 3/4"	10	6	2-1/2"
<b>CR272</b>	01457	Raised 3"	(4) - 1-1/2" & (4) - 3/4"	10	7	3"
<b>CR273</b>	01458	Raised 3-1/2"	(8) - 1-1/2" & (8) - 3/4"	20	15	3-1/2"
<b>CR274</b>	01459	Raised 4"	(8) - 1-1/2" & (8) - 3/4"	20	15	4"
<b>CR275</b>	01460	Raised 5"	(8) - 1-1/2" & (8) - 3/4"	5	15	5"
<b>CR276</b>	01916	Raised 6"	(8) - 1-1/2" & (8) - 3/4"	5	15	6"
<b>COVERS</b>						
<b>RC400</b>	01917	Blank (1) Slot, (1) Hole	---	50	10	Flat
<b>RC401</b>	01918	(3) -1/2" & (2) 3/4"	---	50	10	Flat



**RC400**



**RC401**

# 3" x 2" Gangable Switch Boxes

## 1-1/2" & 2" Deep



### Features

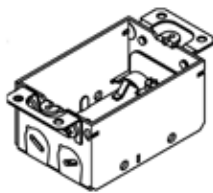
- Boxes – 1-1/2" & 2" deep
- Boxes – 7.5 - 10 cu in.
- Available with adjustable plaster ears, NM Clamps and MC Clamps where noted

### Applications

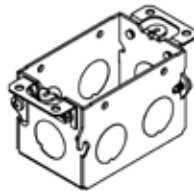
- 3" x 2" Switch boxes can be installed in walls or ceilings for lighting fixtures, switches, receptacles or other outlet devices
- Switch boxes are used to bring power to a number of electrical devices where multiple conductor runs are split in two or more directions
- The adjustable plaster ears allow for an easy "cut in" when switches or outlets need to be added
- 2" Boxes are gangable

### Standard Material

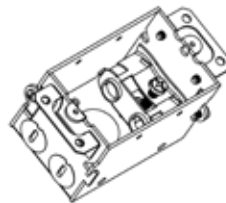
- Galvanized steel



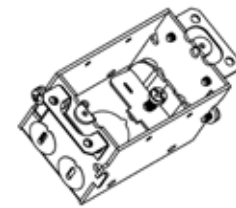
**SBG410**  
NM Clamp  
Non-gangable



**SBG420**



**SBG440**  
MC Clamp



**SBG445**  
NM Clamp

Catalog Number	UPC	Description	Knockouts			Cubic Inches	Ship Case	Weight/Case
			Sides	Ends	Bottom			
<b>SBG410</b>	00002	1-1/2" deep with NM Clamp, non-gangable	---	4 pryouts	---	7.5	50	21
<b>SBG420</b>	00004	2" deep 1/2" KO	(4) - 1/2"	(2) - 1/2"	(2) - 1/2"	10	50	26
<b>SBG440</b>	00005	2" deep with MC Clamp	---	4 pryouts	(1) - 1/2"	10	50	27
<b>SBG445</b>	00003	2" deep with NM Clamp	---	4 pryouts	(1) - 1/2"	10	50	26

# 3" x 2" Gangable Switch Boxes

## 2-1/2" Deep



### Features

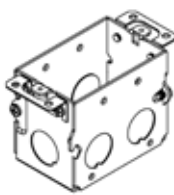
- Boxes – 2-1/2" deep
- Boxes – 12.5 cu in.
- Available with adjustable plaster ears, brackets, NM Clamps and MC Clamps where noted
- Gangable

### Applications


- 3"x2" Switch boxes can be installed in walls or ceilings for lighting fixtures, switches, receptacles or other outlet devices
- Switch boxes are used to bring power to a number of electrical devices where multiple conductor runs are split in two or more directions
- The adjustable plaster ears allow for an easy "cut in" when switches or outlets need to be added

### Standard Material

- Galvanized steel

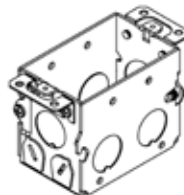


**SBG500**



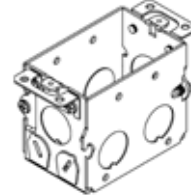
**SBG503**

Eccentric KO



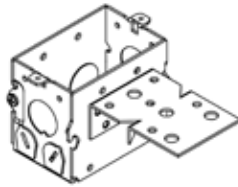
**SBG518**

MC Clamp



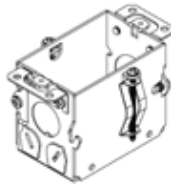
**SBG519**

NM Clamp



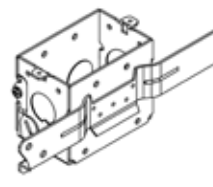
**SBG522**

MC Clamp & S bracket



**SBG523**

MC Clamp for old work with locking grips



**SBG524**

MC Clamp & FL bracket

Catalog Number	UPC	Description	Knockouts			Cubic Inches	Ship Case	Weight/Case
			Sides	Ends	Bottom			
<b>SBG500</b>	00006	2-1/2" deep 1/2" KO	(4) - 1/2"	(2) - 1/2"	(2) - 1/2"	12.5	50	26
<b>SBG503</b>	00007	2-1/2" deep 1/2" Eccentric KO	(2) - 1/2"	(2) - 1/2" & 3/4" ECC	(2) - 1/2"	12.5	50	26
<b>SBG518</b>	00008	2-1/2" deep 1/2" KO with MC Clamp	(4) - 1/2"	(2) - 1/2" & 4 pryouts	(1) - 1/2"	12.5	50	24
<b>SBG519</b>	00009	2-1/2" deep 1/2" KO with NM Clamp	(4) - 1/2"	(2) - 1/2" & 4 pryouts	(1) - 1/2"	12.5	50	27
<b>SBG522</b>	00010	2-1/2" deep 1/2" KO with MC Clamp & S bracket	(2) - 1/2"	(2) - 1/2" & 4 pryouts	(1) - 1/2"	12.5	50	35
<b>SBG523</b>	00011	2-1/2" deep with MC Clamp, old work	---	(2) - 1/2" & 4 pryouts	(1) - 1/2"	12.5	50	32
<b>SBG524</b>	00012	2-1/2" deep 1/2" KO with MC Clamp & FL bracket	(2) - 1/2"	(2) - 1/2" & 4 pryouts	(1) - 1/2"	12.5	50	35

# 3" x 2" Gangable Switch Boxes

## 2-3/4" Deep



### Features

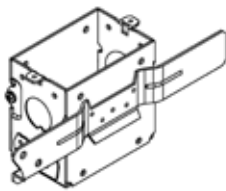
- Boxes – 2-3/4" deep
- Boxes – 14 cu in.
- Available with adjustable plaster ears, brackets, NM Clamps and MC Clamps where noted
- Gangable

### Applications

- 3"x2" Switch boxes can be installed in walls or ceilings for lighting fixtures, switches, receptacles or other outlet devices
- Switch boxes are used to bring power to a number of electrical devices where multiple conductor runs are split in two or more directions
- The adjustable plaster ears allow for an easy "cut in" when switches or outlets need to be added

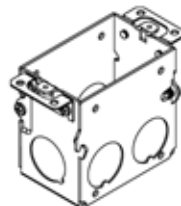
### Standard Material

- Galvanized steel

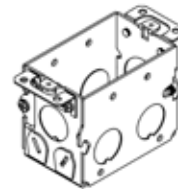


**SBG564**

NM Clamp & FL bracket

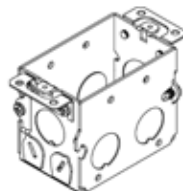


**SBG565**



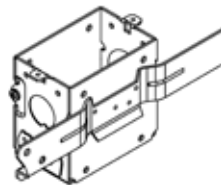
**SBG567**

NM Clamp



**SBG570**

MC Clamp



**SBG574**

MC Clamp & FL bracket

Catalog Number	UPC	Description	Knockouts			Cubic Inches	Ship Case	Weight/Case
			Sides	Ends	Bottom			
<b>SBG564</b>	00013	2-3/4" deep, 1/2" KO with NM Clamp & FL bracket	(2) - 1/2"	(2) - 1/2" & 4 pryouts	(1) - 1/2"	14	50	28
<b>SBG565</b>	00014	2-3/4" deep 3/4" KO	(4) - 3/4"	(2) - 3/4"	(2) - 1/2"	14	50	36
<b>SBG567</b>	00015	2-3/4" deep 1/2" KO with NM Clamp	(4) - 1/2"	(2) - 1/2" & 4 pryouts	(1) - 1/2"	14	50	35
<b>SBG570</b>	00016	2-3/4" deep 1/2" KO with MC Clamp	(4) - 1/2"	(2) - 1/2" & 4 pryouts	(1) - 1/2"	14	50	38
<b>SBG574</b>	00031	2-3/4" deep 1/2" KO with MC Clamp & FL bracket	(2) - 1/2"	(2) - 1/2" & 4 pryouts	(1) - 1/2"	14	50	31

# 3" x 2" Gangable Switch Boxes

## 3-1/2" Deep



### Features


- Boxes – 3-1/2" deep
- Boxes – 18 cu in.
- Pre-assembled with 10-32 ground screw & 7-1/2" Long #12AWG solid pigtail
- Available in multiple KO sizes with adjustable plaster ears, brackets, NM Clamps and MC Clamps where noted
- Gangable

### Applications

- 3"x2" Switch boxes can be installed in walls or ceilings for lighting fixtures, switches, receptacles or other outlet devices
- Switch boxes are used to bring power to a number of electrical devices where multiple conductor runs are split in two or more directions
- The adjustable plaster ears allow for an easy "cut in" when switches or outlets need to be added

### Standard Material

- Galvanized steel



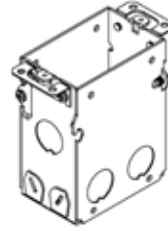
**SBG591**

Eccentric KO  
Does not include #12AWG solid pigtail



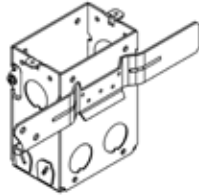
**SBG600**

MC Clamp



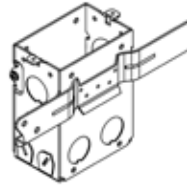
**SBG601**

NM Clamp



**SBG604**

MC Clamp & FL bracket



**SBG605**

NM Clamp & FL bracket

All 3" x 2" gangable switch boxes are pre-assembled with 10-32 ground screw & 7 1/2" long #12AWG solid pigtail, with the exception of SBG591.

Catalog Number	UPC	Description	Knockouts			Cubic Inches	Ship Case	Weight/Case
			Sides	Ends	Bottom			
<b>SBG591</b>	00032	3-1/2" deep 1/2" Eccentric KO	(4) - 1/2"	(2) - 1/2" & (2) - 1/2" & 3/4" ECC	(2) - 1/2"	18	50	44
<b>SBG600</b>	00033	3-1/2" deep 1/2" KO with MC Clamp	(4) - 1/2"	(2) - 1/2" & 4 pryouts	(1) - 1/2"	18	50	48
<b>SBG601</b>	00039	3-1/2" deep 1/2" KO with NM Clamp	(4) - 1/2"	(2) - 1/2" & 4 pryouts	(1) - 1/2"	18	50	44
<b>SBG604</b>	00040	3-1/2" deep 1/2" KO with MC Clamp & FL bracket	(4) - 1/2"	(2) - 1/2" & 4 pryouts	(1) - 1/2"	18	20	18
<b>SBG605</b>	00044	3-1/2" deep 1/2" KO with NM Clamp & FL bracket	(4) - 1/2"	(2) - 1/2" & 4 pryouts	(1) - 1/2"	18	20	21

# 4" x 2" Drawn Handy Boxes

## 1-1/2" Deep



### Features

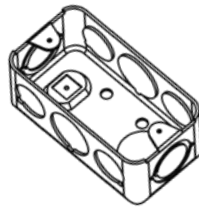
- Drawn
- 1-1/2" deep
- 11.5 cu. in.
- Available in multiple KO sizes, with or without Concentric KOs and raised ground emboss with installed 10/32 ground screw

### Applications

- Handy boxes, also referred to as utility boxes are used for switch boxes, convenience outlets or small junction boxes in exposed work applications
- Great for appliances and machinery
- Topaz handy utility boxes have a small, rectangular design that enables power outlets and switches to be installed in small places

### Standard Material

- Galvanized steel



**H4470**  
Concentric KO  
Raised ground emboss &  
10/32 ground screw



**H4471**  
Raised ground emboss &  
10/32 ground screw

Catalog Number	UPC	Description	Knockouts		Cubic Inches	Ship Case	Weight/Case
			Sides	Bottom			
<b>H4470</b>	01874	1-1/2" deep 1/2" & 3/4" Concentric KO with raised ground emboss & 10/32 ground screw	(4)-1/2" & (2)-3/4" & (2)-1/2" & 3/4" CON	(1)-3/4"	11.5	50	27
<b>H4471</b>	01875	1-1/2" deep 1/2" KO with raised ground emboss & 10/32 ground screw	(8)-1/2"	(2)-1/2"	11.5	50	27



# 4" x 2" Drawn Handy Boxes and Extension

## 1-7/8" Deep



### Features

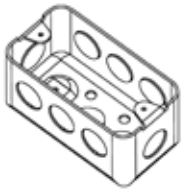
- Boxes – Drawn
- Boxes – 1-7/8" deep
- Boxes – 13.5 cu. in.
- Available in multiple KO sizes, with or without Concentric KOs and raised ground emboss with installed 10/32 ground screw where noted

### Applications

- Handy boxes, also referred to as utility boxes are used for switch boxes, convenience outlets or small junction boxes in exposed work applications
- Great for appliances and machinery
- Topaz handy utility boxes have a small, rectangular design that enables power outlets and switches to be installed in small places
- Can easily be customized with special holes or knockouts for OEM applications

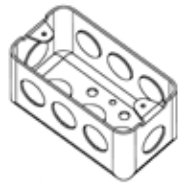
### Standard Material

- Galvanized steel

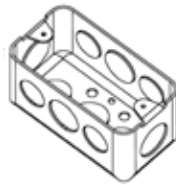


**H4450**

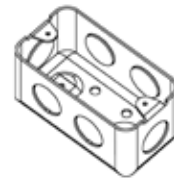
Raised ground emboss & 10/32 ground screw



**H4451**

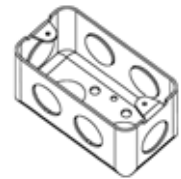


**H4452**

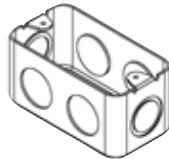


**H4453**

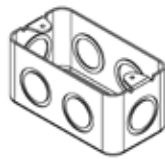
Raised ground emboss & 10/32 ground screw



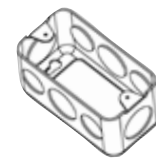
**H4454**



**H4455**  
Concentric KO



**H4456**  
Concentric KO



**H4457**  
Extension

Catalog Number	UPC	Description	Knockouts		Cubic Inches	Ship Case	Weight/Case
			Sides	Bottom			
<b>BOXES</b>							
<b>H4450</b>	87147	1-7/8" deep 1/2" KO with raised ground emboss & 10/32 ground screw	(8) - 1/2"	(2) - 1/2"	13.5	50	24
<b>H4451</b>	86703	1-7/8" deep 1/2" KO	(8) - 1/2"	(3) - 1/2"	13.5	50	24
<b>H4452</b>	86704	1-7/8" deep 1/2" & 3/4" KO	(4) - 1/2" & (4) - 3/4"	(2) - 1/2" & (1) - 3/4"	13.5	50	24
<b>H4453</b>	86705	1-7/8" deep 3/4" KO with raised ground emboss & 10/32 ground screw	(6) - 3/4"	(1) - 3/4"	13.5	50	24
<b>H4454</b>	86706	1-7/8" deep 3/4" KO	(6) - 3/4"	(2) - 3/4"	13.5	50	24
<b>H4455</b>	86707	1-7/8" deep 1/2" & 3/4" Concentric KO	(2) - 1/2" & 3/4" CON & (4) - 3/4"	(2) - 3/4"	13.5	50	24
<b>H4456</b>	86708	1-7/8" deep 1/2" & 3/4" Concentric KO	(6) - 1/2" & 3/4" CON	(2) - 3/4"	13.5	50	24
<b>EXTENSIONS</b>							
<b>H4457</b>	86709	1-7/8" deep extension	(4) - 1/2" & (4) - 3/4"	---	13.5	50	20

# 4" x 2" Drawn Handy Boxes

## 2-1/8" Deep



### Features

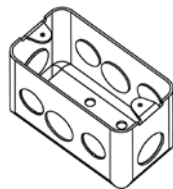
- Drawn
- 2-1/8" deep
- 31 cu. in.
- Available in multiple KO sizes and raised ground emboss with installed 10/32 ground screw

### Applications

- Handy boxes, also referred to as utility boxes are used for switch boxes, convenience outlets or small junction boxes in exposed work applications
- Great for appliances and machinery
- Topaz handy utility boxes have a small, rectangular design that enables power outlets and switches to be installed in small places
- Can easily be customized with special holes or knockouts for OEM applications

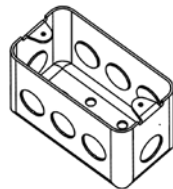
### Standard Material

- Galvanized steel



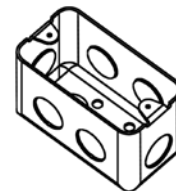
**H4467**

Raised ground emboss & 10/32 ground screw



**H4468**

Raised ground emboss & 10/32 ground screw



**H4469**

Raised ground emboss & 10/32 ground screw

Catalog Number	UPC	Description	Knockouts		Cubic Inches	Ship Case	Weight/Case
			Sides	Bottom			
<b>H4467</b>	01870	2-1/8" deep 1/2" & 3/4" KO with raised ground emboss & 10/32 ground screw	(4)-1/2" & (4)-3/4"	(1)-1/2" & (1)-3/4"	31	50	29
<b>H4468</b>	01871	2-1/8" deep 1/2" KO with raised ground emboss & 10/32 ground screw	(8)-1/2"	(2)-1/2"	31	50	29
<b>H4469</b>	01872	2-1/8" deep 3/4" KO with raised ground emboss & 10/32 ground screw	(6)-3/4"	(1)-3/4"	31	50	29

# 4" x 2" Handy Box Covers



### Features

- Ideal for exposed work applications, providing an easy method for the installation of electrical devices
- Can be used on any 4" x 2" rectangular box

### Applications

- Handy box covers are used with handy boxes to protect wiring inside the box
- Manufactured from galvanized steel and offered in various designs for receptacles, switches and other devices

### Standard Material

- Galvanized steel



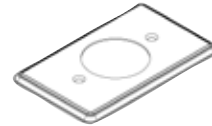
**C1151**



**C1152**



**C1153**



**C1154**



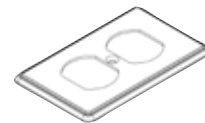
**C1155**



**C1156**



**C1157**



**C6151**

Catalog Number	UPC	Description	Inches Depth	Cubic Inches	Ship Case	Weight/Case
<b>C1151</b>	86748	Raised duplex	3/16"	2.3	250	45
<b>C1152</b>	86749	Blank	Flat	1.7	250	40
<b>C1153</b>	86750	Toggle switch	Flat	1.7	250	30
<b>C1154</b>	86751	30-50A 1.60" diameter	Flat	1.7	250	38
<b>C1155</b>	86752	15A 1.406" diameter	Flat	1.7	250	30
<b>C1156</b>	86753	1/2" KO	Flat	1.7	250	30
<b>C1157</b>	01491	GFI	Flat	1.7	200	17
<b>C6151</b>	86778	Duplex	Flat	1.7	250	19

# Multi-Gang Switch Boxes

## 1-5/8" Deep



### Features

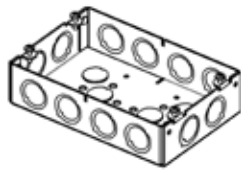
- 1-5/8" deep
- Welded
- Available with 1/2" and 3/4" KO
- Available in 2 thru 8 gangs

### Applications

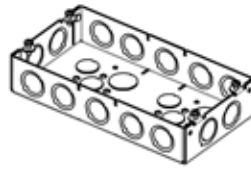
- Use when more than two devices or outlets are required in one box
- Multi-Gang Switch boxes can be installed in walls or ceilings for lighting fixtures, switches, receptacles or other outlet devices
- Use to bring power to a number of electrical devices where multiple conductor runs are split in two or more directions

### Standard Material

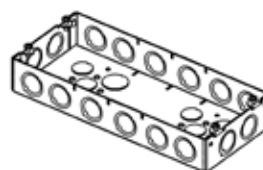
- Galvanized steel



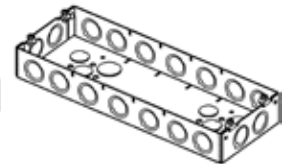
**MSB12**



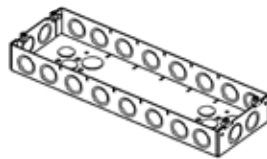
**MSB13**



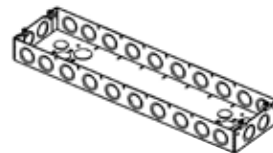
**MSB14**



**MSB15**



**MSB16**



**MSB18**

Catalog Number	UPC	Description	Knockouts		Cubic Inches	Ship Case	Weight/Case
			Sides	Bottom			
<b>MSB12</b>	01952	1-5/8" deep, 2 gang	(12) - 1/2" & 3/4"	(4) - 1/2" & (2) - 3/4"	46	25	33
<b>MSB13</b>	01953	1-5/8" deep, 3 gang	(14) - 1/2" & 3/4"	(6) - 1/2" & (6) - 3/4"	58.5	20	29
<b>MSB14</b>	01955	1-5/8" deep, 4 gang	(16) - 1/2" & 3/4"	(6) - 1/2" & (4) - 3/4"	71	20	36
<b>MSB15</b>	01958	1-5/8" deep, 5 gang	(18) - 1/2" & 3/4"	(6) - 1/2" & (4) - 3/4"	81	10	20
<b>MSB16</b>	01960	1-5/8" deep, 6 gang	(20) - 1/2" & 3/4"	(6) - 1/2" & (4) - 3/4"	95	5	12
<b>MSB18</b>	01961	1-5/8" deep, 8 gang	(24) - 1/2" & 3/4"	(6) - 1/2" & (4) - 3/4"	122	5	15

# Multi-Gang Switch Boxes

## 2-1/2" Deep



### Features

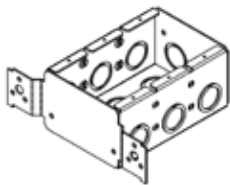
- 2- 1/2" deep
- Welded
- Available with 1/2" & 3/4" Concentric KO's with FL bracket
- Available in 3 thru 5 gangs

### Applications

- Use when more than two devices or outlets are required in one box
- Multi-gang switch boxes can be installed in walls or ceilings for lighting fixtures, switches, receptacles or other outlet devices
- Use to bring power to a number of electrical devices where multiple conductor runs are split in two or more directions

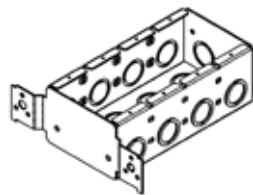
### Standard Material

- Galvanized steel



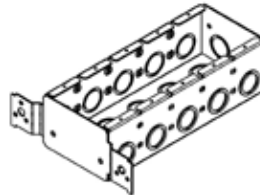
**FBM73**

Concentric KO with FL bracket



**FBM74**

Concentric KO with FL bracket



**FBM75**

Concentric KO with FL bracket

Catalog Number	UPC	Description	Knockouts		Cubic Inches	Ship Case	Weight/Case
			Sides	Bottom			
<b>FBM73</b>	01936	2-1/2" deep with FL bracket 3 gang	(8) 1-1/2" & 3/4" CON	(6) 1/2" & 3/4" CON	45	5	6
<b>FBM74</b>	01938	2-1/2" deep with FL bracket 4 gang	(10) 1-1/2" & 3/4" CON	(8) 1/2" & 3/4" CON	59	5	8
<b>FBM75</b>	01937	2-1/2" deep with FL bracket 5 gang	(12) 1-1/2" & 3/4" CON	(10) 1/2" & 3/4" CON	74	5	8

# Masonry Boxes

## 2-1/2" Deep



### Features

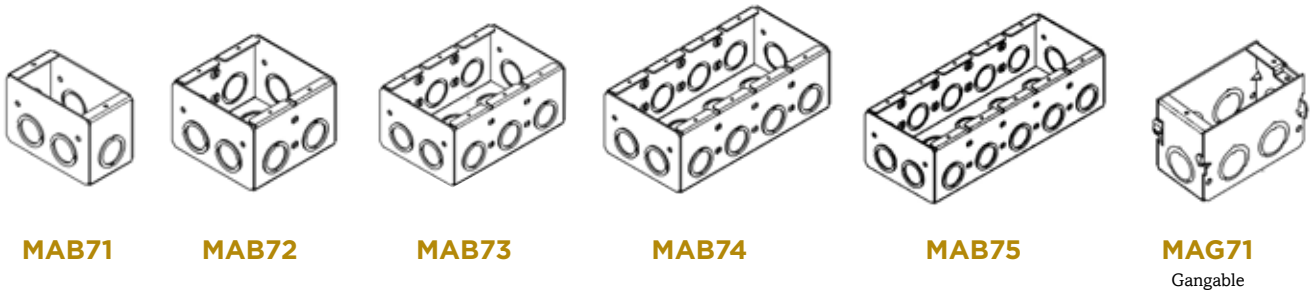
- Welded
- 2-1/2" deep
- Concentric KO's
- 6/32 Tab holes for mounting devices
- Available in 1 thru 5 gangs

### Applications

- Solid, 2-1/2" deep, multi-gang masonry boxes are used for mounting switches, plugs, outlets and other electronic and electrical devices in masonry, brick and 4 inch block walls.
- Extra deep design allows for deep devices, numerous wires, switches and other electronic and electrical devices.

### Standard Material

- Galvanized steel



Catalog Number	UPC	Description	Knockouts		Cubic Inches	Ship Case	Weight/Case
			Sides	Bottom			
<b>MAB71</b>	01941	2-1/2" deep, 1 gang	(6) - 1/2" & 3/4" CON	(2) - 1/2" & 3/4" CON	14	20	12
<b>MAB72</b>	01942	2-1/2" deep, 2 gang	(12) - 1/2" & 3/4" CON	(4) - 1/2" & 3/4" CON	44	10	9
<b>MAB73</b>	01943	2-1/2" deep, 3 gang	(10) - 1/2" & 3/4" CON	(6) - 1/2" & 3/4" CON	45	10	11
<b>MAB74</b>	01944	2-1/2" deep, 4 gang	(12) - 1/2" & 3/4" CON	(8) - 1/2" & 3/4" CON	59	5	7
<b>MAB75</b>	01945	2-1/2" deep, 5 gang	(14) - 1/2" & 3/4" CON	(10) - 1/2" & 3/4" CON	74	5	8
<b>MAG71</b>	01939	2-1/2" deep, 1 gang gangable	(6) - 1/2" & 3/4" CON	(2) - 1/2" & 3/4" CON	14	20	12

# Masonry Boxes

## 3-1/2" Deep



### Features

- Welded
- 3- 1/2" deep
- Concentric KO's
- 6/32 Tab holes for mounting devices
- Available in 1 thru 6 gangs

### Applications

- Solid, 3-1/2" deep, multi-gang masonry boxes are used for mounting switches, plugs, outlets and other electronic and electrical devices in masonry, brick and 4 inch block walls.
- Extra deep design allows for deep devices, numerous wires, switches and other electronic and electrical devices.

### Standard Material

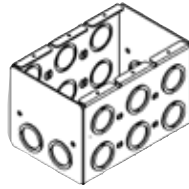
- Galvanized steel



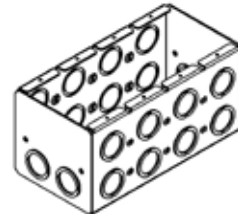
MAB91



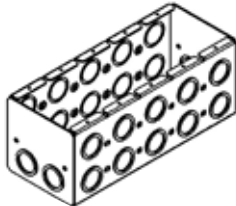
MAB92



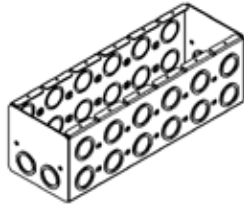
MAB93



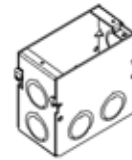
MAB94



MAB95



MAB95



MAG91  
Gangable

Catalog Number	UPC	Description	Knockouts		Cubic Inches	Ship Case	Weight/Case
			Sides	Bottom			
MAB91	01946	3-1/2" deep, 1 gang	(8) 1/2" & 3/4" CON	(2) 1/2" & 3/4" CON	21	20	14
MAB92	01947	3-1/2" deep, 2 gang	(12) 1/2" & 3/4" CON	(4) 1/2" & 3/4" CON	44	10	10
MAB93	01948	3-1/2" deep, 3 gang	(16) 1/2" & 3/4" CON	(6) 1/2" & 3/4" CON	65	10	15
MAB94	01949	3-1/2" deep, 4 gang	(20) 1/2" & 3/4" CON	(8) 1/2" & 3/4" CON	87	5	9
MAB95	01950	3-1/2" deep, 5 gang	(24) 1/2" & 3/4" CON	(10) 1/2" & 3/4" CON	108	1	2
MAB96	01951	3-1/2" deep, 6 gang	(28) 1/2" & 3/4" CON	(12) 1/2" & 3/4" CON	130	1	3
MAG91	01940	3-1/2" deep, 1 gang gangable	(8) 1/2" & 3/4" CON	(2) 1/2" & 3/4" CON	21	20	14

# Round Pancake Box and Covers



### Features

- Pancake box-fixture ready, galvanized steel raised 5/8"
- Steel plate serves as cover for outlet or concrete box

### Applications

- Topaz pancake ceiling box can be used to install ceiling fans, lighting fixtures and other electrical devices

### Standard Material

- Galvanized steel



**P3452**

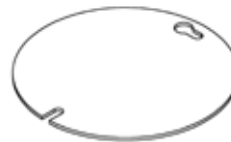
With NM Clamp



**P4451**



**RC141**



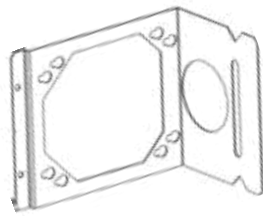


**RC142**

Catalog Number	UPC	Description	Depth	Cubic Inches	Ship Case	Weight/Case
BOXES						
<b>P3452</b>	02016	3-1/2" round steel pancake box with NM clamp	5/8"	3.9	50	15
<b>P4451</b>	86770	4" round steel pancake box raised 5/8" 1/2" KO	5/8"	6.5	50	26
COVERS						
<b>RC141</b>	86758	Flat (1) 1/2" KO, (1) Hole & (1) Slot	---	---	100	20
<b>RC142</b>	86759	Blank flat (1) Hole & (1) Slot	---	---	100	20

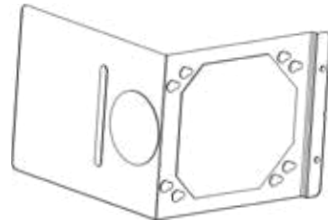


# Box Supports

## Bracket to Stud



**TZH23**



**TZH6**

### Features

- Easily attach 4" and 4-11/16" outlet boxes to stud wall
- Built in far-side support
- Stud wall depth: 2-1/2" to 3-5/8" & 2-1/2" to 6"

### Applications

- Use to support electrical boxes mounted to metal or wood studs
- Can be pre-assembled with boxes


### Standard Material

- Galvanized steel

Catalog Number	UPC	Description	Stud Wall Depth	Ship Case	Weight/Case	Length	Width	Height
<b>TZH23</b>	01907	Bracket to stud	2-1/2" to 3-5/8"	50	8	3.5"	4.5"	5.625"
<b>TZH6</b>	01913	Bracket to stud	2-1/2" thru 6"	50	12	5.875"	4.5"	5.625"

# Box Supports

## Rigid



### Features

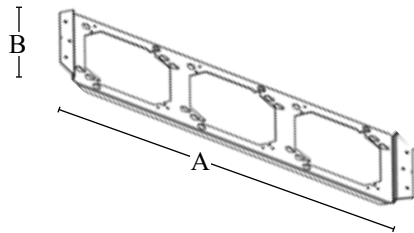
- For use with 4" & 4-11/16" outlet boxes
- Suitable for 1-1/2" & 2-1/8" deep boxes
- Supports single or multiple boxes or plastic rings or low voltage devices

### Applications

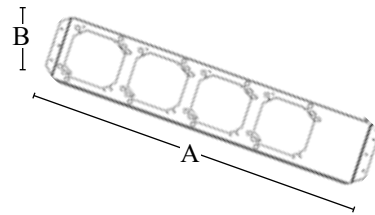
- Secure multiple boxes using one bracket 16" supports up to 3 boxes and 24" supports up to 4 boxes

### Standard Material

- Galvanized steel



**TZRBS16**




**TZRBS24**

Catalog Number	UPC	Description	Box Depth	Stud Spacing	Unit Carton	Weight/Case	A	B
<b>TZRBS16</b>	01909	3 device rigid box support	1-1/2" & 2-1/8"	16"	20	6	16"	5"
<b>TZRBS24</b>	01908	4 device rigid box support	1-1/2" & 2-1/8"	24"	20	11	24"	5"

# Box Supports

## Telescoping Screw Gun Box Bracket



### Features

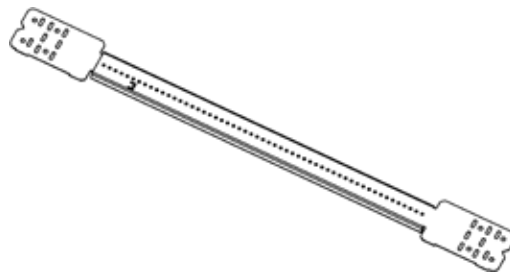
- Notched and marked allows for easy identification and bending
- Pilot holes for easy box attachment
- Can be mounted to face or inside of stud
- Adjustable for non standard stud spacing
- Expandable: 14-1/4"-24-1/4"
- Box Depth: 1-1/2", 2-1/8", 2-1/2"

### Applications

- Topaz telescoping box bracket allows easy installation of electrical boxes between wall studs, requires only a screw gun to install

### Standard Material

- Galvanized steel



**TZTSGB1624**

Catalog Number	UPC	Description	Ship Case	Weight/ Case
<b>TZTSGB1624</b>	01912	Expandable box bracket - 14-1/4"-24-1/4"	50	24

# Flexible Fixture Hangers

## 20° Swing from Vertical



### Features

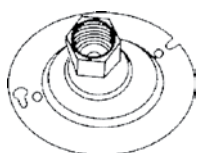
- Supports weight up to 50 lbs.
- Ball type swivel/swing
- For overhead suspensions
- Protects fixture against wind and vibration damage
- Includes 1/2" & 3/4" reducing bushing to accommodate 1/2" & 3/4" conduit

### Applications

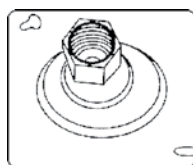
- Suitable for damp locations
- Permits fixture to swing freely; allows easy disconnect and removal

### Standard Material

- Steel



**33R**



**34S**

Catalog Number	UPC	Size	Ship Case	Weight/Case	
<b>33R</b>	10071	<b>1/2" or 3/4" Round</b>	25	15	Fits 4" octagon box
<b>34S</b>	10072	<b>1/2" or 3/4" Square</b>	25	18	Fits 4" square box

# Cross Reference

Description	Topaz	Catalog Page Number	Raco®	Orbit®	Crouse-Hinds®	Steel City®	Westinghouse
Ceiling Box Supports	<b>CMB50</b>	<b>4</b>	295	FS4PB	---	---	103600-611
	<b>CMB150</b>	<b>4</b>	296	FSB	---	---	105000-511
	<b>CMB218</b>	<b>4</b>	299	FSDB	---	---	---
	<b>CMB150SM</b>	<b>4</b>	---	FSB-FB	---	---	---
	<b>CMB218SM</b>	<b>4</b>	294	FSDB-FB	---	---	---
	<b>CPB13NMSM</b>	<b>6</b>	7120	---	---	---	---
	<b>CMB150WB</b>	<b>5</b>	935/936	FSB-OBH	---	---	11000
	<b>CMB150NB</b>	<b>5</b>	925/926	FSB-NBH	---	---	152500
	<b>CMB218WB</b>	<b>5</b>	934/937	FSDB-OBH	---	---	14000
4" Square Box Drawn	<b>B4450</b>	<b>7</b>	190	D4SB-50	TP410	52151	---
	<b>B4451</b>	<b>7</b>	---	---	---	---	---
	<b>B4452</b>	<b>7</b>	191/181	D4SB-75	TP412	52151-3/4	---
	<b>B4453</b>	<b>7</b>	192	D4SB-50/75	TP414	52151-1/2 & 3/4	---
	<b>B4454</b>	<b>7</b>	---	D4SB-CKO	TP404	52151-B	---
4" Square Welded Box	<b>B8544</b>	<b>8</b>	196	4SB-50/75-FB	TP421	---	---
	<b>B8545</b>	<b>8</b>	189	4SB-50/75	---	---	---
	<b>B8547</b>	<b>8</b>	211	4SB-NM-B	TP444	52151BN	---
	<b>B8548</b>	<b>8</b>	224	4SB-MC-B	TP456	52151-BX	---
	<b>B8549</b>	<b>8</b>	218	4SB-MC-FB	TP459	52151-VX	---
	<b>B8351</b>	<b>8</b>	213	4SB-MC	TP454	52151-X	---
4" Square Drawn Deep Box	<b>D4451</b>	<b>9</b>	---	4SDB-50	TP430	52171-1/2	---
	<b>D4452</b>	<b>9</b>	---	4SDB-50/75	TP434	52171-1/2 & 3/4	---
	<b>D4453</b>	<b>9</b>	---	D4SDB-50/75	---	---	---
	<b>D4454</b>	<b>9</b>	231	4SDB-75	TP432	52171-3/4	---
	<b>D4455</b>	<b>9</b>	233	4SDB-100	TP436	52171-1	---
	<b>D4456</b>	<b>9</b>	---	4SDB-75/100	---	---	---
4" Square Welded Deep Box	<b>B8452</b>	<b>10</b>	---	---	TP403	52171-1/2 & 3/4E	---
	<b>B8546</b>	<b>10</b>	232	4SDB-50/75	---	---	---
	<b>D6550</b>	<b>10</b>	248	4SDB-MC	TP431	52171-X	---
	<b>D6500</b>	<b>10</b>	237	4SDB-MKO-FB	TP451	52171-CV1/2	---
	<b>D6541</b>	<b>10</b>	241	4SDB-MC-FB	TP440	52151CVX	---
	<b>D6543</b>	<b>10</b>	240	4SDB-NM-FB	TP452	52171-CVN	---
4" Square Single Gang Covers	<b>C7516</b>	<b>14 &amp; 15</b>	752	4BC	TP472	52-C-1	
	<b>C7517</b>	<b>14 &amp; 15</b>	753	4BCK	TP478	52-C-6	
	<b>CT1551</b>	<b>14 &amp; 15</b>	---	---	---	---	
	<b>CT1552</b>	<b>14 &amp; 15</b>	782	41050T	---	---	
	<b>CT1553</b>	<b>14 &amp; 15</b>	---	41075T	---	52-C-14	
4" Square Box Extension	<b>E4511</b>	<b>6</b>	201	4SB-50-EXT	TP424	53151-1/2 EXT	
	<b>E4512</b>	<b>6</b>	203	4SB-50/75-EXT	TP428	53151-1/2 & 3/4	

# Cross Reference

Description	Topaz	Catalog Page Number	Raco®	Orbit®	Crouse-Hinds®	Steel City®
4" Square Single Gang Device Rings	<b>C4450</b>	<b>14 &amp; 15</b>	787	41000	TP480	52C0
	<b>C4451</b>	<b>14 &amp; 15</b>	---	---	---	---
	<b>C4452</b>	<b>14 &amp; 15</b>	771	41025	TP482	52-C-62
	<b>C4453</b>	<b>14 &amp; 15</b>	772	41050	TP484	52-C-13
	<b>C4454</b>	<b>14 &amp; 15</b>	768	41058	TP489	52-C-14
	<b>C4455</b>	<b>14 &amp; 15</b>	773	41075	TP486	52-C-14-5/8
	<b>C4456</b>	<b>14 &amp; 15</b>	774	41100	TP488	52-C-15
	<b>C4457</b>	<b>14 &amp; 15</b>	775	41125	TP490	52-C-16
	<b>C4458</b>	<b>14 &amp; 15</b>	785	41150	TP528	52C53112
	<b>C4459</b>	<b>14 &amp; 15</b>	786	41200	TP530	52C542
<b>C7515</b>	<b>14 &amp; 15</b>	---	---	---	52-C-10	
4" Square Industrial Covers	<b>C2237</b>	<b>12 &amp; 13</b>	915C	4424	TP517	RS19
	<b>C2238</b>	<b>12 &amp; 13</b>	814C	4414	TP515	RS18
	<b>C2239</b>	<b>12 &amp; 13</b>	808C	4404	TP513	RS16
	<b>C2240</b>	<b>12 &amp; 13</b>	809C	4444	TP511	RS17
	<b>C2241</b>	<b>12 &amp; 13</b>	---	---	---	---
	<b>C2242</b>	<b>12 &amp; 13</b>	906	4412	TP506	---
	<b>C2243</b>	<b>12 &amp; 13</b>	807	4422	TP510	RS-8
	<b>C2244</b>	<b>12 &amp; 13</b>	801	4403	TP514	RS-11
	<b>C2245</b>	<b>12 &amp; 13</b>	803	4411	TP508	RS-5
	<b>C2246</b>	<b>12 &amp; 13</b>	810	4407	TP518	RS-13
	<b>C2247</b>	<b>12 &amp; 13</b>	806	4423	---	---
	<b>C2248</b>	<b>12 &amp; 13</b>	805	4413	TP504	RS-1
	<b>C2249</b>	<b>12 &amp; 13</b>	800	4401	TP512	RS-9
	<b>C2250</b>	<b>12 &amp; 13</b>	807	4433	---	RS-10
	<b>C2251</b>	<b>12 &amp; 13</b>	812	4405	---	RS-4
	<b>C3451</b>	<b>12 &amp; 13</b>	902	4402	TP516	---
	<b>C3452</b>	<b>12 &amp; 13</b>	---	---	---	RS-2
<b>C3453</b>	<b>12 &amp; 13</b>	---	---	---	RS-3	
<b>C3454</b>	<b>12 &amp; 13</b>	---	---	TP516	RS-12	
4" Square to Round Industrial covers	<b>C6500</b>	<b>11</b>	767	43050	TP476	52-C-3-1/2
	<b>C6501</b>	<b>11</b>	756	43058	TP477	52-C-3
	<b>C6502</b>	<b>11</b>	759	43075	TP475	52-C-3-3/4
	<b>C6503</b>	<b>11</b>	757	43100	TP479	52-C-3-1
	<b>C6504</b>	<b>11</b>	758	43125	TP483	52-C-3-1-1/4
	<b>C6505</b>	<b>11</b>	---	43150	---	---
	<b>C6506</b>	<b>11</b>	---	43200	---	---

# Cross Reference

Description	Topaz	Catalog Page Number	Raco®	Orbit®	Crouse-Hinds®	Steel City®
4" Square Double Gang Device Rings	<b>R2240</b>	<b>16</b>	791	42000	TP494	52-C-00
	<b>R2241</b>	<b>16</b>	777	42025		52-C-20
	<b>R2242</b>	<b>16</b>	778	42050	TP498	52-C-17
	<b>R2243</b>	<b>16</b>	769	42058	TP499	52-C-1/8-5/8
	<b>R2244</b>	<b>16</b>	779	42075	TP500	52-C-18
	<b>R2245</b>	<b>16</b>	780	42100	---	52C19
	<b>R2246</b>	<b>16</b>	781	42125	---	---
	<b>R2247</b>	<b>16</b>	795	42150	TP540	52-C-53-1-1/2
	<b>R2248</b>	<b>16</b>	796	42200	TP542	52-C-54-2
4" Round Pancake Box	<b>P3452</b>	<b>40</b>	293	4PB	TP269	56111
	<b>P4451</b>	<b>40</b>	293	4PB	TP269	56111
4" Round Covers	<b>RC141</b>	<b>40</b>	---	4RBCK	---	---
	<b>RC142</b>	<b>40</b>	---	4RBC	---	---
4-11/16" Square Welded Box	<b>B8451</b>	<b>17</b>	---	---	---	72171 1/2 & 3/4E
	<b>B8453</b>	<b>17</b>	257	5SDB-50/75	TP556	---
	<b>B8454</b>	<b>17</b>	---	5SDB-75/100	TP558	---
	<b>B8455</b>	<b>17</b>	---	---	---	---
	<b>B8456</b>	<b>17</b>	258	5SDB-100	TP560	72171-1
	<b>B8457</b>	<b>17</b>	---	---	---	---
4-11/16" Deep Extension Rings	<b>B7451</b>	<b>17</b>	250	5SSB-MKO-EXT	TP550	73151-1/2 & 3/4
	<b>B7452</b>	<b>17</b>	---	5SDB-MKO-EXT	---	73171-1/2 & 3/4
4-11/16" Square Box Covers	<b>C7510</b>	<b>18 &amp; 19</b>	---	5BCK	TP572	72C6
	<b>C7511</b>	<b>18 &amp; 19</b>	---	---	---	---
	<b>C7513</b>	<b>18 &amp; 19</b>	---	---	---	---
	<b>C7514</b>	<b>18 &amp; 19</b>	---	51000	---	72-C-62
4-11/16" Industrial Covers	<b>F2237</b>	<b>21</b>	959	5524	---	RSL-19
	<b>F2238</b>	<b>21</b>	858	5514	---	RSL-18
	<b>F2239</b>	<b>21</b>	856	5504	---	RSL-16
	<b>F2240</b>	<b>21</b>	857	5544	---	RSL-17
	<b>F2242</b>	<b>21</b>	---	5512	---	RSL-2
	<b>F2243</b>	<b>21</b>	858	5522	TP728	RSL-8
	<b>F2244</b>	<b>21</b>	---	5503	TP724	RSL-11
	<b>F2245</b>	<b>21</b>	---	5511	TP726	RSL-5
	<b>F2246</b>	<b>21</b>	878	5507	TP732	RSL-13
	<b>F2249</b>	<b>21</b>	660	5501	TP720	RSL-9
	<b>F2251</b>	<b>21</b>	887	5505	TP730	RSL-4
	<b>F2252</b>	<b>21</b>	---	5506	TP736	RSL-5
4-11/16" Double Gang Device Rings	<b>F2341</b>	<b>20</b>	---	51000	---	---
	<b>F2342</b>	<b>20</b>	841	52050	TP584	72-C-17
	<b>F2343</b>	<b>20</b>	840	52058	TP587	72-C-18-5/8
	<b>F2344</b>	<b>20</b>	840	52075	TP586	72-C-18-5/8
	<b>F2345</b>	<b>20</b>	---	52100	TP589	72-C-19
	<b>F2346</b>	<b>20</b>	842	51125	TP582	72-C-16

# Cross Reference

Description	Topaz	Catalog Page Number	Raco®	Orbit®	Crouse-Hinds®	Steel City®
4-11/16" Single Gang Device Rings	<b>F1451</b>	<b>18 &amp; 19</b>	---	51000	---	---
	<b>F1452</b>	<b>18 &amp; 19</b>	---	51025	TP574	72-C-62
	<b>F1453</b>	<b>18 &amp; 19</b>	837	51050	TP576	72-C-13
	<b>F1454</b>	<b>18 &amp; 19</b>	843	51058	TP578	72-C-14-5/8
	<b>F1455</b>	<b>18 &amp; 19</b>	838	51075	TP579	72-C-14
	<b>F1456</b>	<b>18 &amp; 19</b>	839	51100	TP580	72-C-15
	<b>F1457</b>	<b>18 &amp; 19</b>	842	51125	TP582	72-C-16
	<b>F1458</b>	<b>18 &amp; 19</b>	898S	51150	TP529	72-C-50-1-1/2S
	<b>F1459</b>	<b>18 &amp; 19</b>	899S	51200	TP531	72-C-51-2S
4" Octagon Concrete Rings	<b>CR270</b>	<b>27</b>	270RAC	2CB	TP620	54351-1/2&3/4
	<b>CR271</b>	<b>27</b>	271	25CB	TP622	54541-1/2&3/4
	<b>CR272</b>	<b>27</b>	272	3CB	TP628	54551-1/2&3/4
	<b>CR273</b>	<b>27</b>	273	35CB	TP363	54561-1/2&3/4
	<b>CR274</b>	<b>27</b>	279	4CB	TP644	54571-1/2&3/4
	<b>CR275</b>	<b>27</b>	275	5CB	---	54581-1/2&3/4
	<b>CR276</b>	<b>27</b>	276	6CB	---	54591-1/2&3/4
4" Octagon Covers	<b>RC400</b>	<b>27</b>	---	3RBCK	---	---
	<b>RC401</b>	<b>27</b>	---	3RBC	---	---
4" Octagon Drawn Box	<b>G4451</b>	<b>22 &amp; 23</b>	125	D4RB-50	TP274	54151-1/2
	<b>G4452</b>	<b>22 &amp; 23</b>	126	D4RB-75	TP276	54151-3/4
	<b>G4453</b>	<b>22 &amp; 23</b>	127	D4RB-50/75	TP278	54151-1/2&3/4
	<b>G4454</b>	<b>22 &amp; 23</b>	---	---	---	---
	<b>G4455</b>	<b>22 &amp; 23</b>	---	4RB-MKO	---	---
	<b>G2450</b>	<b>22 &amp; 23</b>	146	4RB-NM	TP298	5415N
	<b>G2451</b>	<b>22 &amp; 23</b>	153	4RB-MC	TP310	54151-A
	<b>G2453</b>	<b>22 &amp; 23</b>	145	4RB-NM	TP300	54151-N
4" Octagon Box Extension	<b>EG411</b>	<b>22 &amp; 23</b>	128	4RB-50-EXT	TP284	55151-1/2
	<b>EG412</b>	<b>22 &amp; 23</b>	130	4RB-MKO-EXT	TP286	55151-1/2&3/4
4" Octagon Drawn Box with Brackets and Supports	<b>G3450</b>	<b>24 &amp; 25</b>	161	4RB-MKO-FB	TP282	54151-V-12
	<b>G3451</b>	<b>24 &amp; 25</b>	325	4RB-MC-BHA	TP368	54151-AF
	<b>G3452</b>	<b>24 &amp; 25</b>	326	4RB-NM-BHA	TP376	54151-NF
	<b>G3453</b>	<b>24 &amp; 25</b>	324	4RB-50-BHA	TP372	54151-J-1/2
	<b>G3454</b>	<b>24 &amp; 25</b>	160	4RB-NM-LB	TP302	54151-NL
	<b>G3455</b>	<b>24 &amp; 25</b>	155	4RB-MC-FB	TP314	54151-AV
	<b>G3456</b>	<b>24 &amp; 25</b>	157	4RB-MC-LB	TP312	54151-AL
4" Octagon Drawn Deep Box	<b>G4456</b>	<b>26</b>	165	---	TP288	54171-1/2
	<b>G4457</b>	<b>26</b>	166	---	---	---
	<b>G4458</b>	<b>26</b>	167	4RDB-MKO	TP292	54171-1/2&3/4
4" Octagon Box Covers	<b>C8451</b>	<b>26</b>	722	4RBC	TP322	54-C-1
	<b>C8452</b>	<b>26</b>	724	4RBCK	TP329	54-C-6



# Cross Reference

Description	Topaz	Catalog Page Number	Raco®	Orbit®	Crouse-Hinds®	Steel City®
3" x 2" Shallow Switch Boxes	<b>SBG410</b>	<b>28</b>	410	GESB-1-NM	---	---
	<b>SBG420</b>	<b>28</b>	420	GSB-1	TP131	---
	<b>SBG440</b>	<b>28</b>	440	GSB-1-MC	TP120	LXMOW
	<b>SBG445</b>	<b>28</b>	445	GSB-1-NM	TP116	LXMWOW
3" x 2" Switch Boxes 2-1/2" Deep	<b>SBG500</b>	<b>29</b>	500	GB-1	TP218	CDOW
	<b>SBG503</b>	<b>29</b>	503	GB-1-MKO	---	---
	<b>SBG518</b>	<b>29</b>	518	GB-1-MC	TP178	LXOW
	<b>SBG519</b>	<b>29</b>	519	GB-1-NM	TP162	LXWOW
	<b>SBG522</b>	<b>29</b>	522	GB-1-MC-B	TP180	806-S
	<b>SBG523</b>	<b>29</b>	523	GB-1-MC-OW	TP179	LXOWC
	<b>SBG524</b>	<b>29</b>	524	GB-1-MC-FB	TP184	LXV
3" x 2" Switch Boxes 2-3/4" Deep	<b>SBG564</b>	<b>30</b>	564	GMB-1-NM-FB	TP664	CWNV
	<b>SBG565</b>	<b>30</b>	565	GMB-1	TP676	CW-1/2
	<b>SBG567</b>	<b>30</b>	567	GMB-1-NM	TP662	CWN
	<b>SBG570</b>	<b>30</b>	570	GMB-1-MC	TP668	CWX
	<b>SBG574</b>	<b>30</b>	574	GMB-1-MC-FB	---	---
3" x 2" Switch Boxes 3-1/2" Deep	<b>SBG591</b>	<b>31</b>	591	G-DB-1	---	CY-3/4
	<b>SBG600</b>	<b>31</b>	600	GDB-1-MC	---	CXP
	<b>SBG601</b>	<b>31</b>	601	G-601	---	---
	<b>SBG604</b>	<b>31</b>	604	GDB-1-MC-FB	TP246	CXV
	<b>SBG605</b>	<b>31</b>	605	GDB-1-NM-FB	TP243	CXWVP
4" x 2" Handy Box	<b>H4470</b>	<b>32</b>	---	---	---	---
	<b>H4471</b>	<b>32</b>	650	HSB-1-50	TP588	58351-1/2
	<b>H4450</b>	<b>33</b>	611	DHB-1-50	---	---
	<b>H4451</b>	<b>33</b>	660	HB-1-50	TP596	58361-1/2
	<b>H4452</b>	<b>33</b>	---	---	---	---
	<b>H4453</b>	<b>33</b>	---	DHB-1-75	---	---
	<b>H4454</b>	<b>33</b>	---	---	---	58361-3/4
	<b>H4455</b>	<b>33</b>	---	---	---	---
	<b>H4456</b>	<b>33</b>	---	HB-1-MKO	---	---
	<b>H4467</b>	<b>34</b>	674	HDB-1-MKO	TP606	58371-3/4
	<b>H4468</b>	<b>34</b>	670	HDB-1-50	TP604	58371-1/2
<b>H4469</b>	<b>34</b>	674	---	TP606	58371-3/4	
4" x 2" Handy Box Extension	<b>H4457</b>	<b>33</b>	665	HB-1-MKO-EXT	TP592	59361-1/2&3/4
4" x 2" Handy Box Covers	<b>C1151</b>	<b>35</b>	---	WHBC-DR	---	---
	<b>C1152</b>	<b>35</b>	860	HBC-B	TP608	58C1
	<b>C1153</b>	<b>35</b>	865	HBC-TS	---	58C36
	<b>C1154</b>	<b>35</b>	867	HBC-PO	TP610	58C4
	<b>C1155</b>	<b>35</b>	863	HBC-SR	TP612	58C5
	<b>C1156</b>	<b>35</b>	861	HBC-BK	TP614	58C6
	<b>C1157</b>	<b>35</b>	---	HBC-GFI	TP613	58-C-16
	<b>C6151</b>	<b>35</b>	864	HBC-DR	TP616	58C7

# Cross Reference

Description	Topaz	Catalog Page Number	Raco®	Orbit®	Crouse-Hinds®	Steel City®
Multi-Gang Switch Boxes	<b>MSB12</b>	<b>36</b>	---	---	---	---
	<b>MSB13</b>	<b>36</b>	952	SB-3	TP630	3G-1/2&3/4
	<b>MSB14</b>	<b>36</b>	953	SB-4	TP631	4G-1/2
	<b>MSB15</b>	<b>36</b>	954	SB-5	TP640	5G-1/2&3/4
	<b>MSB16</b>	<b>36</b>	955	SB-6	TP641	6G-1/2&3/4
	<b>MSB18</b>	<b>36</b>	956	SB-7	---	---
	<b>FBM73</b>	<b>37</b>	686	MSB-3-FB	TP632	---
	<b>FBM74</b>	<b>37</b>	687	MSB-4-FB	TP633	---
	<b>FBM75</b>	<b>37</b>	---	---	---	---
Masonry Boxes	<b>MAB71</b>	<b>38</b>	690	MSB-1	TP682	---
	<b>MAB72</b>	<b>38</b>	691	MSB-2	TP683	GW-225-G
	<b>MAB73</b>	<b>38</b>	692	MSB-3	TP684	GW-325-G
	<b>MAB74</b>	<b>38</b>	693	MSB-4	TP685	GW-425-6
	<b>MAB75</b>	<b>38</b>	694	MSB-5	TP686	GW-525-G
	<b>MAG71</b>	<b>38</b>	688	MSBG-1	---	GW-125-G
	<b>MAB91</b>	<b>39</b>	695	MB-1	TP690	---
	<b>MAB92</b>	<b>39</b>	696	MB-2	TP691	GW-235-G
	<b>MAB93</b>	<b>39</b>	697	MB-3	TP692	GW-335-G
	<b>MAB94</b>	<b>39</b>	698	MB-4	TP693	GW-435-G
	<b>MAB95</b>	<b>39</b>	699	MB-5	TP694	GW-535-G
	<b>MAB96</b>	<b>39</b>	965	MB-6	TP695	GW-635-G
Round Pancake Boxes	<b>P4451</b>	<b>40</b>	293	4PB	TP269	56111
	<b>P3452</b>	<b>40</b>	---	3PBNM	---	---

This Cross Reference is for product specification comparison purposes only. Topaz does not claim the product specifications of other manufacturers, as listed in this Cross Reference, replicate the exact specifications of the Topaz products described within this catalog. Raco, Orbit, Crouse-Hinds, Steel City and certain other marks are owned by their respective companies.



Steel Box and Cover  
Romantically Paired

LOVE THE ONE YOU'RE WITH

Topaz's Friendly Tip #9

Topaz is not only the easiest company to do business with, but the friendliest too. Our dedicated sales and customer service teams are always on stand-by to offer friendly tips and a little bit of love to your **lighting and electrical fitting needs**.

Technical or installation questions? Hook up advice? Give us a call at 888-996-8858 or shoot us an email at [friendlytip@topaz-usa.com](mailto:friendlytip@topaz-usa.com). Someone will answer, we promise.



**TOPAZ**

*and friendliest*  
**The easiest company to do business with**

[www.topaz-usa.com](http://www.topaz-usa.com)



**Friendly Service... Powerful Solutions™**

**NY Office**

925 Waverly Avenue  
Holtsville, NY 11742  
800.666.2852  
Fax | 631.654.1261

**CA Office**

225 Parkside Drive  
San Fernando, CA 91340  
888.551.2852 or 818.838.3123  
Fax | 888.690.2852 or 818.838.3102

**FL Office**

3850 20th Street  
Vero Beach, FL 32960  
800.338.2852  
Fax | 772.778.5386

[info@topaz-usa.com](mailto:info@topaz-usa.com) | [www.topaz-usa.com](http://www.topaz-usa.com)