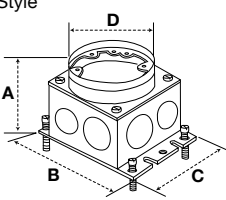









Flush Round Single Service Metal Floor Boxes, for Use In Concrete Floors

Dimensions Inches (mm)

Style	Cast Iron						Stamped Steel	
								
Collar Material:								
Brass	B2536	B253641	B2503	B2506	B2506415	B2537	B2527	B2529
Aluminum	BA2536	BA253641	BA2503	BA2506	BA2506415	BA2537	BA2527	BA2529
Min. Depth of Pour	3.25" (82.6)	3.75" (95.3)	4.75" (120.7)	3.00" (76.2)	4.00" (101.6)	3.00" (76.2)		
Adjustability	Fully	Fully	Fully	Fully	Fully	Fully	Fully	Fully
Before Pour External Height Adjustment	1.25" (31.8)	-	-	-	-	-	1.25" (31.8)	1.25" (31.8)
After Pour Internal Height Adjustment	.38" (9.5)	.63" (15.9)	.63" (15.9)	.38" (9.5)	.38" (9.5)	.38" (9.5)	.38" (9.5)	.38" (9.5)
Cubic Inch (cm3) Capacity	33.0 cu. in. (540.7 cm3)	36.0 cu. in. (590.0 cm3)	50.8 cu. in. (832.5 cm3)	30.0 cu. in. (491.6 cm3)	54.0 cu. in. (884.9 cm3)	37.3 cu. in. (611.2 cm3)		
Dimensions – A	3.05" (77.5)	3.75" (95.3)	4.75" (120.7)	2.87" (72.9)	3.88" (98.6)	2.91" (73.9)		
Dimensions – B	4.84" (122.9)	5.00" (127.0)	5.00" (127.0)	4.84" (122.9)	6.00" (152.4)	6.00" (152.4)		
Dimensions – C	4.84" (122.9)	4.63" (117.6)	4.66" (118.4)	4.84" (122.9)	4.81" (122.2)	4.81" (122.2)		
Dimensions – D	4.19" (106.4)	4.19" (106.4)	4.19" (106.4)	4.19" (106.4)	4.19" (106.4)	4.19" (106.4)		
Threaded Access Holes	(4) 3/4" (4) 1"	(4) 3/4"	(4) 1 1/4" (4) 1 1/2"	(4) 3/4"	-	-		
Knockouts – Sides	-	-	-	-	(1) 1" & (1) 3/4"	(2) 1/2" & (1) 3/4"		
Knockouts – Ends	-	-	-	-	(1) 1 1/4" & (1) 1/2"	(1) 1/2" & (1) 3/4"		
Knockouts – Bottom	-	-	-	-	(3) 1/2" & (2) 3/4"	(3) 1/2" & (2) 3/4"		
Concrete Cover Included	✓	✓	✓	✓	✓	✓		✓
Closure Plugs Included	✓	✓	✓	✓	✓	-		-

Note: UL File Number E31999.
CSA File Number LR18416.
Suitable for single service applications only.

Single Service Covers

Brass
Aluminum
3.88 in. Dia.

	S3925 SA3925	S3725 SA3725	S2525 SA2525	S2725 SA2725	S2925 SA2925	S3525 -	S3325 -
							
Duplex Flap	Duplex Screw	2 1/8" x 3/4" Combination	2 1/8" x 1" Combination	2 1/8" Single Receptacle	2 3/8" Single Receptacle	2 1/8" Single Receptacle (Terrazzo Floor)	

Carpet Flanges

5.25 in. Dia.

S3182	SA3182	S3079
		
Brass	Brushed Aluminum	Clear Polycarbonate

6.25 in. Dia.

S3082	SA3082
	
Brass	Brushed Aluminum

One Piece Brass Cover and Carpet Flange

Brass
Aluminum
6.25 in. Dia.

SF3925 SFA3925	SF2525 -	SF2725 -	SF2925 -
			
Duplex Flap	2 1/8" x 3/4" Combination	2 1/8" x 1" Combination	2 1/8" Single Receptacle

Dimensions in Inches (mm)