



Commercial Brass Customer Guide

Effective March 1, 2015



TABLE OF CONTENTS

EcoVantage® Products	12-14	AquaSpec Commercial Faucets	91-158
Sensor Products	15-24	Temp-Guard® Products	159-178
Manual Flush Valves	25-42	Tubular Brass Products	179-210
Aquaparts® Parts and Assemblies	43-90	Commercial Fixtures	211-240

GENERAL TERMS AND CONDITIONS OF SALE

PRICE

All pricing in Canadian dollars. List prices are subject to industry discounts.

TERMS

Two percent (2%) 15th of month following date of invoice. Net 30th. Interest chargeable at 24% annum. 2% per month on unpaid accounts after net payment has expired. Minimum invoice is \$30.00 net.

All orders are subject to credit approval by Zurn Industries Limited prior to the acceptance of an order. Orders may be refused, delivery may be withheld, or shipment stopped in transit without any liability on Zurn Industries Limited part if in its sole opinion, the Buyer's ability to pay for the merchandise or the terms and conditions herein are in doubt. Zurn Industries Limited must be notified of potential pricing errors within 30 days of invoice date.

FREIGHT

F.O.B. shipping point.

Full freight allowance will be applied on all releases of \$3,500 or more NET, released at one time, via regular Rail or Truck Forwarding. (This applies to shipments in Canada only.)

Add orders can be applied to any qualified release for full freight allowance providing shipment of original release has not been made. Full freight will be allowed on all back orders.

TAXES (G.S.T./H.S.T. #105240667) (Q.S.T. #1006265347)

All taxes imposed under existing or future statutes will be added to the price herewith effective and shall be paid by the buyer.

SHIPMENT AND DELIVERY

Unless otherwise stated, materials will be shipped freight collect, and all freight is to be paid by the Buyer, but Seller reserves the option to prepay the freight by the carrier of Seller's choice. Buyer agrees to make all complaints for damage in transit or "short count" directly to the carrier; before the contents are unloaded to have the carrier agent's acknowledgement of such damage noted on the bill of lading; and to present to the carrier its agent's acknowledgement of such damaged material with formal claim covering said damage. Shipping dates are estimates and time of delivery is not the essence of this sale of the contract therefore. Under no circumstances will the Seller have any responsibility on account of delays in manufacture, transportation, or otherwise.

CANCELLATIONS

Cancellations or change in specifications of special material can only be honoured by written notice with the understanding that any charges incurred will be chargeable to purchaser.

LIMITED WARRANTY

All goods sold hereunder are warranted to be free from defects in material and factory workmanship for a period of one year from the date of purchase. We will replace goods at no cost that prove defective provided we are notified in writing of such defect and the goods are returned to us prepaid at Mississauga, Ontario, with evidence that they have been properly maintained and used in accordance with instructions. **WE SHALL NOT BE RESPONSIBLE FOR ANY LABOR CHARGES OR ANY LOSS, INJURY, OR DAMAGES WHATSOEVER, INCLUDING INCIDENTAL OR CONSEQUENTIAL DAMAGES.** The sole and exclusive remedy shall be limited to the replacement of the defective goods. Before installation and use, the purchaser shall determine the suitability of the product for his intended use and the purchaser assumes all risk and liability whatever in the connection therewith. Where permitted by law, **THE IMPLIED WARRANTY OF MERCHANTABILITY IS LIMITED TO A PERIOD OF ONE YEAR AND SHALL BE LIMITED SOLELY TO THE REPLACEMENT OF THE DEFECTIVE GOODS.** All weights stated in our catalogs and lists are approximate and are not guaranteed.

Seller makes no warranties of any kind except as may be specifically agreed upon in writing and no agent or representative is authorized to make any warranty.

Additional warranty terms by product line:

ZURN PEX: Please refer to document ZM10232 – Zurn Pex, Inc Warranty.

COMMERCIAL BRASS: All goods sold hereunder are warranted to be free from defects in material and factory workmanship for a period of five years for AquaVantage flush valves and three years for Aquaflush flush valves, Commercial Fixtures, AquaSpec Faucets and Tubular Brass products from the date of purchase. Five years for hand dryers and one year for decorative finishes.

RETURN GOODS:

Standard cataloged material may be returned only with written permission of Seller. Returned goods are subject to a 25% restocking charge plus cost of reconditioning, if necessary, to make material sellable. Transportation charges are the responsibility of the Buyer. Credit allowance will be in the form of merchandise credit only – not cash credit. The value of a return must total at least \$100.00 to qualify for credit allowance. No credit will be allowed for parts unless originally ordered and invoiced as parts. No credit will be allowed for discontinued or made to order items. Items that have been specially made are not subject to return or cancellation except by special negotiation. The letter B in parentheses (B) following an item on the acknowledgement of a purchase order indicates that the item has been made especially for the job and is not subject to return or cancellation except by special negotiation. Material must be returned within one year of invoice date for credit to be issued.

Additional terms for Return Goods by product line:

SPECIFICATION DRAINAGE: Galvanized material will be credited at value of dura coated cast iron, and chrome plated at value of bronze. No credit will be allowed on auxiliary tappings.

CHEMICAL DRAINAGE: Unwrapped pipe will not normally be accepted for return due to the possibility of ultra violet and scratch damage. Unpacked, wrapped pipe in saleable condition may be returned subject to a 50% restocking charge. Fittings will be acceptable for return without any stocking providing the fittings are complete with all seals and nuts. Any missing parts will be deducted from the return credit at list, less 40%, regardless of the original purchase price. Fusion machine will be examined and tested upon return. The cost of any repairs will be deducted from the return credit. In

addition, if no repairs are needed then a restocking charge of 10% will apply.

FLUSH VALVE & AQUAPARTS: Material over two years old will be subject to a 50% handling charge. Material over five years old will not be accepted.

SHORTAGE/DAMAGE CLAIMS:

Notification of material shortages or incorrect filling of orders must be made to the Seller within 10 days of receipt. No claims over three months old will be considered. Buyer agrees to make all complaints for damage in transit or "short count" directly to the carrier; before the contents are unloaded have the carrier agent's acknowledgement of such damage noted on the bill of lading and to present to the carrier its agent's acknowledgement of such damaged material with formal claim covering said damage.

ILLUSTRATIONS OF TYPICAL INSTALLATIONS:

The typical installations for various products found in each product section are intended to illustrate the products and their options. Under no circumstances are they to be construed as recommended installation procedures. Consult local codes and project specifications for proper installation instructions.

GENERAL:

Zurn Industries Limited reserves the right to make changes in design or equipment of any item or product without incurring any obligation on eviously sold items, and to discontinue items at any time, without notice. Possession of catalogues or other sales literature is not to be construed as an offer to sell. All orders are subject to acceptance by the general office of Seller in Mississauga, Ontario.



Omni-Flo™ Urinal

Z5755-U and Z5765-U

The Zurn Omni-Flo™ Urinal is designed with the end user in mind. An innovative, asymmetric back wall minimizes splash back while providing sleek, modern aesthetics. This new design will accommodate multiple flow rates of 0.125 gpf to 1.0 gpf, making it an excellent choice for new construction and retrofit applications.

Features and Benefits

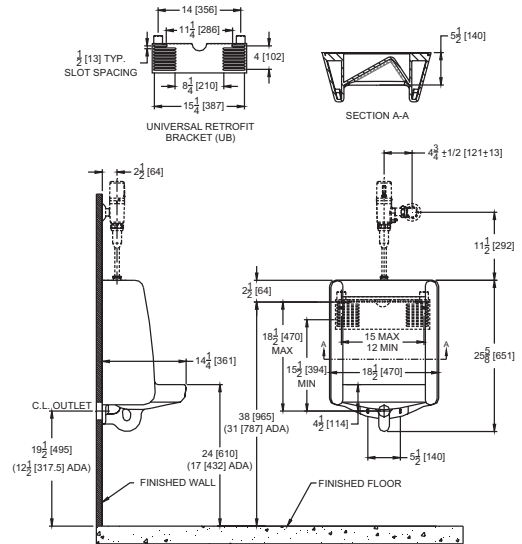

- Accommodates multiple flow rates for reduced inventory carrying cost
- Innovative asymmetric back wall designed to minimize splash back
- Paired performance with our flush valves for consistent and reliable flushing action
- Standard footprint for new construction and retrofit applications
- Universal retrofit bracket for easy installation



1-855-ONE-ZURN
www.zurn.com



Z5755-U Top Spud and Z5765-U Back Spud Omni-Flo™ Urinal



Engineering Specifications:

Z5755 Omni-Flo™ Urinal 0.125 gpf to 1.0 gpf vitreous china, wall hung, integral trap, washout urinal complete with 3/4" top spud connection, concealed universal retrofit wall bracket, 2" outlet connection and vandal-resistant outlet strainer.

Fixture dimensions meet ANSI/ASME standard A112.19.2 and CAN/CSA B45 requirements.

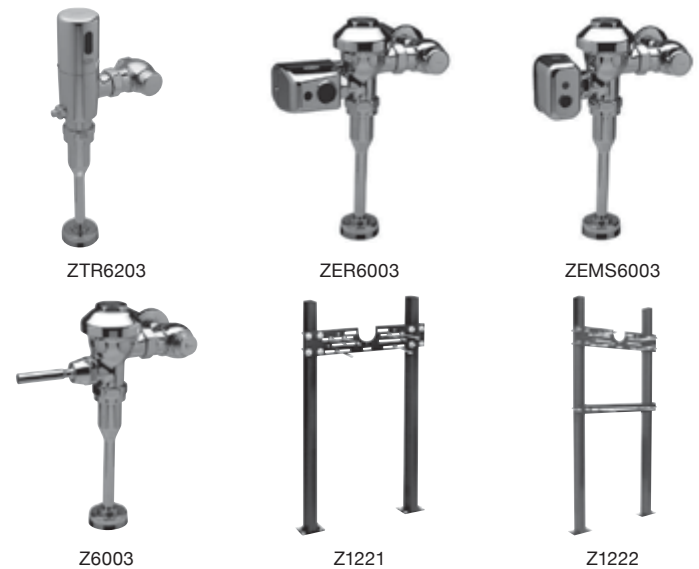
Meets the American Disabilities Guidelines and ANSI A117.1 requirements

Additional Features:

- Vitreous china
- Optional back spud design (Z5765-U)
- Patent-pending design
- High-efficiency washout flushing action
- 3/4" top or back spud
- Reduced water consumption by 88% when using our ultra low flow valves
- 2" I.P.S. outlet flange and rubber gasket with integral trap
- 14" extended rim for handicap compliance when installed at proper height
- Vandal-resistant outlet strainer included

Recommended Product Bundles:

- **Ultra Low Flow Flush Valves 0.125 gpf [0.5 Lpf]**
ZTR6203-ULF-LL, ZER6003AV-ULF-CPM, ZEMS6003AV-ULF-IS, Z6003AV-ULF
- **Low Flow Flush Valves 0.5 gpf [1.9 Lpf]**
ZTR6203-EWS-LL, ZER6003AV-EWS-CPM, ZEMS6003AV-EWS-IS, Z6003AV-EWS
- **Standard Flow Flush Valves 1.0 gpf [3.8 Lpf]**
ZTR6203-WS1-LL, ZER6003AV-WS1-CPM, ZEMS6003AV-WS1-IS, Z6003AV-WS1
- **Plate Type Urinal Carrier System**
Z1221, Z1222



ZURN INDUSTRIES, LLC COMMERCIAL BRASS OPERATION
5900 ELWIN BUCHANAN DRIVE, SANFORD NC 27330, 855-663-9876

In Canada: **ZURN INDUSTRIES LIMITED**
3544 NASHUA DRIVE, MISSISSAUGA, ONTARIO L4V 1L2, 905-405-8272



EcoVantage® 1.1gpf [4.2Lpf] ZTR Sensor Wall Bowl System

LEED® v4 sets the baseline water savings for a building at 20%. In order to receive any points for LEED credit at least 25% savings must be achieved. By utilizing the Zurn 1.1 gpf system, 31% water savings can be realized over the 1.6 gpf closet system. This 1.1 gpf system (Z5615.396.00.00) can greatly aid in achieving total water reduction over the 30% savings - capturing 2 LEED points for reducing water use.

Features and Benefits:

- 31% water savings over 1.6 gpf system helps in achieving LEED 30% threshold
- Innovative wall bowl design for consistent flushing action with superior rim wash
- 10-year battery option and long lasting wear parts for lower cost of maintenance
- Easy field adjustable sensor setting for difficult bathroom interiors
- Use with Z5977-NEO seal gasket for leak-free connection and quick installation
- Easy transaction with one purchase order, one point of contact, and one receipt of materials all in one box



Z5615.396.01.00.00 Shown



1.855.ONE.ZURN
www.zurn.com



1.1 gpf [4.2Lpf] ZTR Sensor Wall Bowl System



SAVINGS CHART

	Prior to EPA act 1992	EPA Act 1992	HET	1.1
	3.5 gpf [13.2 Lpf]	1.6 gpf [6 Lpf]	1.28 gpf [4.8 Lpf]	1.1 gpf [4.2]
Water Savings Analysis				
Gallons Per Flush	3.5	1.6	1.28	1.1
Savings vs. 1.6 gpf	-	-	20%	31%
LEED points possible	-	-	-	2 pts
Water Use (gallons/day)	350	160	128	110
Water Use (gallons/year)	91,000	41,600	33,280	28,600
Annual Operating Cost Water/Sewer	\$637	\$291	\$233	\$200
Ten Year Operating Cost Water/Sewer	\$6,370	\$2,912	\$2,330	\$2,002

Assumptions: Typical office building with 50 users, 2 flushes per day, 260 days of operation per year, combined water/sewer rate \$7.00 per 1,000 gallons. Totals 26,000 flushes per year.

ENGINEERING SPECIFICATIONS

Z5615.396.00.00.00 EcoVantage High Efficiency Toilet System –

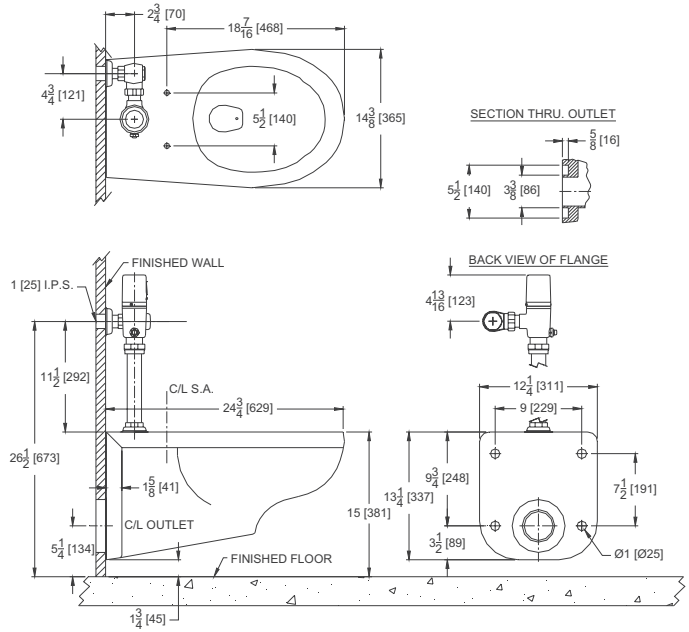
Comes complete with exposed ZTR6200-ONE-LL high efficiency flushometer valve and vitreous china wall-hung toilet. The system is designed to perform to industry standards with 1.1 gallons per flush. Valve is operated by an infrared convergence-type proximity sensor with smart technology, powered by 4 “AA” long life batteries, furnished with a vandal resistant chrome plated cast brass valve body, chloramine resistant internal seals, manual over ride button and reversible cover. Complete with high pressure vacuum breaker, one piece hex coupling nut, adjustable tailpiece, spud coupling and flange for top spud connection. Control stop has internal siphon-guard protection, vandal resistant stop cap, sweat solder kit and a cast wall flange with set screw. Vitreous china toilet is 1-1/2” top spud with 2-1/8” fully glazed trap way and siphon jet action. Valve and toilet are an engineered system designed to provide optimal performance.

*Also available: Z5615.395.00.00.00 standard life batteries

ADDITIONAL FEATURES

- Elongated front rim
- Antimicrobial option
- Shortest bowl length
- Wall bowl design which includes:
 - fully glazed trap
 - smooth outlets
 - balanced performance with superior rim wash
 - high efficiency siphon jet
- Magic magnet for easy sensor field adjustment
- 3-year warranty

Rough-in dimensions for Z5615 Series



RECOMMENDED PRODUCT BUNDLE

- **ZTR6200-ONE 1.1 gpf [4.2 Lpf] standard life battery**
Top mount sensor high efficiency flushometer
- **ZTR6200-ONE-LL 1.1 gpf [4.2 Lpf] long life battery**
Top mount sensor high efficiency flushometer
- **EZCarry™ High Performance Carrier System**
Z1201, Z1202
- **Z5977-NEO**
Seal gasket
- **Z5610-NUT-EXT-KIT**
Extended nut kit to accommodate thicker wall bowl back plate



ZTR6200-ONE
ZTR6200-ONE-LL



Z1201



Z1202



Z5977-NEO



Z5610-NUT-EXT-KIT



Z6950 Aqua-FIT® Faucet Serio Series™

Features and Benefits

- New patent-pending Aqua-FIT with Flexible Installation Technology making retrofit upgrades simple and cost effective
- Equipped with customizable features such as time out durations, line purging, and sensor range that can adapt to any environment
- Concealed sensor lens improves sensor performance and reduces opportunity for vandalism
- Water conserving options with LEED flow rates of 0.5 gpm / 0.35 gpm
- 10-year lithium battery upgrade option for sustainable energy savings



Z6950-XL-IM-S



Z6950-XL-S



Z6955-XL-S



Patented and Patents Pending

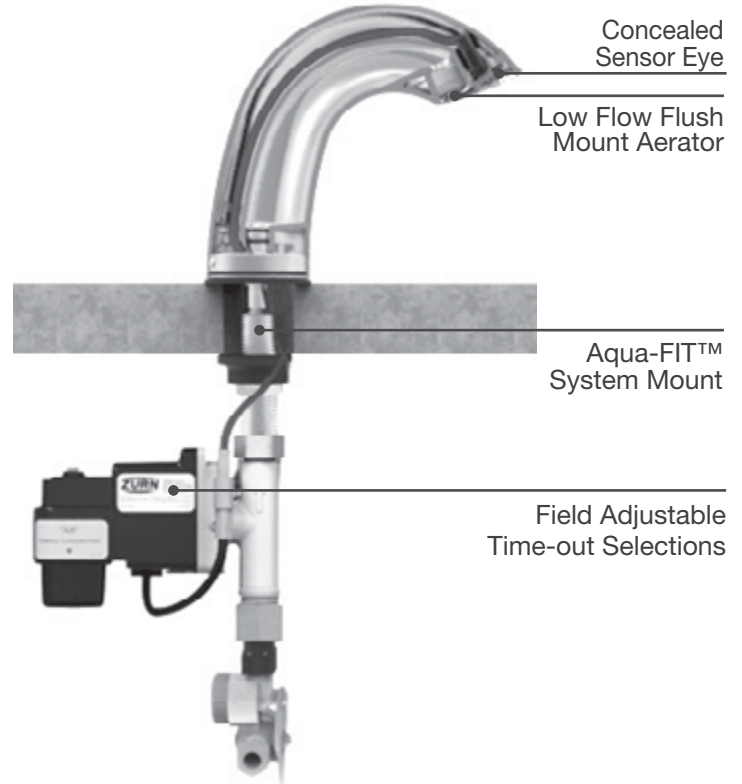
1.855.ONE.ZURN
www.zurn.com

ZURN® Z6950 Aqua-FIT® Faucet – Serio Series™

ENGINEERING SPECIFICATIONS

ADA compliant, battery-powered, chrome-plated sensor faucet for retrofit and new construction.

- - S: Serio Series
- 1.5 – .35 gpm flow rates
- Infrared sensor occupant detection
- Field adjustable time-out options
- In-line filter assembly
- 4 “AA” alkaline batteries (standard)
- Chrome-plated cast brass spout design
- UPC/cUPC listed
- ADA compliant
- ASME 112.18.1/CSA B125.1
- Safe Drinking Water Act
- NSF 61/9 certified
- NSF 372



FLOW RATE OPTIONS

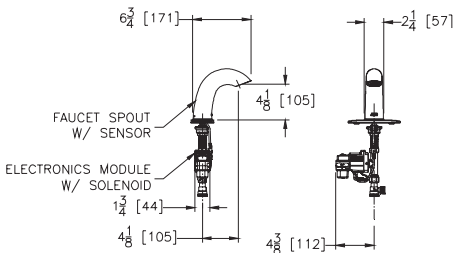
- M 0.35 gpm/1.3 Lpm vandal-resistant, spray outlet
- N 0.5 gpm/1.9 Lpm vandal-resistant, laminar flow
- F 0.5 gpm/1.9 Lpm vandal-resistant, spray outlet
- K 1.0 gpm/3.8 Lpm vandal-resistant, laminar flow
- L 1.0 gpm/3.8 Lpm vandal-resistant, aerated flow
- J 1.5 gpm/5.7 Lpm vandal-resistant, laminar flow
- E 1.5 gpm/5.7 Lpm vandal-resistant, aerated flow

POWER SUPPLY CHOICES (SOLD SEPARATELY)

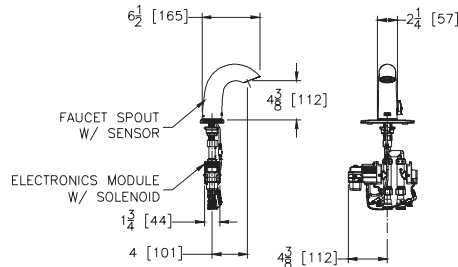
- ACA 6VDC plug-in power
- HW6 Hardwired power
- LL 10-year lithium long-life battery



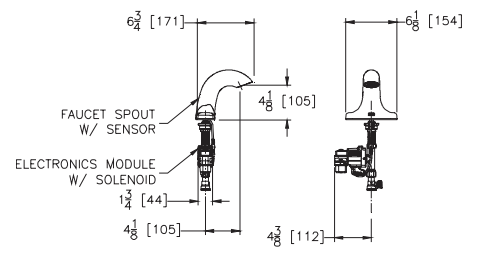
Z6950-XL-S



Z6950-XL-IM-S



Z6955-XL-S



www.zurn.com/aquafit

Notes



Commercial Brass
Sensor Flush Valves and Faucets



Notes

Lead-Free Compliant (-XL) Overview



As most are aware and already experiencing new lead content legislation taking effect in certain markets it is important to understand and drive customer awareness of the changes that will occur within the safe drinking water act effective January 4, 2014. A new national law will mandate that all commercial plumbing fixtures, pipes, and fittings that are directly

intended for human water consumption will require to be manufactured with less than .25% leaded brass content.

In an effort to improve ease of doing business Zurn will have fully converted all mandated products within the Commercial AquaSpec Product Line to comply with the lead content requirements effective Q1 of 2013. Zurn is

taking actions company-wide to provide useful educational tools to drive customer awareness of the 2014 changes. Encouraging customers to start ordering lead-free compliant product almost a year earlier than required will allow for successful inventory management and reduce the risk of having non compliant product in stock when the law takes effect.

To assist our reps and customers with converting and learning more about the changes 2014 brings we have developed several literature pieces and presentations, including product model conversion charts that can be accessed through www.zurn.com.

Your continued loyalty and support of Zurn Engineered products is appreciated and we will continue to do everything we can to support our valued customers' needs as we move into the future.

Sensor Flush Valve and Faucets Products Index

Zurn EcoVantage®

The Zurn EcoVantage Difference	12
EcoVantage ZTR6200 Series	13
Retrofit Kits and Flush Valves with Dual Flush Technology	13
Zurn EcoVantage Hydro Generator Faucets	14

AquaSense® Products

Sensor Operated, Battery-Powered Flush Valves	15
E-Z Flush® and RetroFlush® Sensor-Operated, Battery-Powered Retrofit Kits	16
ZEMS Sensor Flush Valves - Hardwired	17
Aqua-FIT™ Sensor Faucet Systems	18
AquaSense E-Z Sensor-Operated Lead Free Faucets	19
AquaSense E-Z Sensor-Operated Faucets and Accessories	21
Zurn/Sloan® Cross Reference Guides - Electronic, Battery, and Hydro Turbine Powered Faucets	23

The Zurn EcoVantage® Difference



Today's building owners and facility managers face increasing cost challenges, one of which is reducing water consumption. Our EcoVantage series provides a mix of innovative water conserving products including ultra low flow 1/8 gallon urinal, water-free urinals, high efficiency (HET) pressure-assist toilets, and 1.1 gpf ultra low flow flush valve fixtures. Lavatories can be installed with self-generating powered sensor faucets, metering faucets, and low flow pressure compensating aerators that deliver the same level of performance as traditional fittings with minimal water consumption. These products can be installed for new construction or retrofitted to existing installations to lower building costs and provide long-term savings.

Buildings can be updated to the latest Zurn sensor washroom technology that reduces bacteria transfer and increases restroom hygiene. Our AquaSense line of flush valves and sensor faucets provides hydro-powered, battery, or hardwire solutions. Zurn's sensor technology is reliable and provides building owners with a variety of application choices.

Zurn EcoVantage fixture systems can be easily configured. A custom designed, internet-based computer modeling program allows the user to quickly mix and match components depending on need

and performance requirements. The user can register on line at www.zurn.com for access authorization. The program enables a user to configure the fixture and brass components to meet specific design applications. The program incorporates an internal mapping system that minimizes component pairing errors and assists in creating the perfect fixture system for your building.

Zurn provides peace of mind by standing behind the entire installation. Zurn adds value to the entire supply chain from product selection, quality, performance, and delivery. EcoVantage Systems can be custom packed and tagged to keep components and fixtures together, therefore eliminating installation errors and job sorting.

For assistance with your next LEED®/water conservation project, look to Zurn for design assistance. We can help deliver innovative solutions outside of the standard LEED criteria.

Contact us at 1-800/997-3876 or e-mail us at ZurnOne@zurn.com.

Water Savings • High Performance • Reduced Costs

Qualification For LEED® Credits

Zurn Commercial Brass Product LEED Specification Qualification Guide

The Leadership in Energy and Environmental Design (LEED) Green Building Rating System represents the U.S. Green Building Council's effort to provide a national standard for what constitutes a "green building." Through its use as a design guideline and third party certification tool, it aims to improve occupant well-being, environmental performance, and economic returns of buildings using established innovative practices, standards, and technologies.

Application for LEED credits starts with the architects and other building designers. Through the use of carefully calculated floor plans, environmentally friendly building materials, energy efficient products, and innovative system designs, buildings can obtain a high ranking LEED certification. This certification process produces buildings that are great environments and will save energy and resources every day.

Zurn Industries, LLC is striving to provide as many products as possible to enable architects to design as "green" as possible. The LEED rating system provides a set of performance standards to serve as a guideline for each of the phases of design and construction. The categories addressed are Sustainable Sites, Water Efficiency, Energy and Atmosphere, Materials and Resources, Indoor Environmental Quality, and Innovation in Design.

The products presented within this catalog can provide assistance in the Water Efficiency section of the LEED template. In the Water Efficiency section, a total of 10 credits are available along with one prerequisite that if all are obtained will net a facility over 40% water efficiency inside.

EcoVantage® ZTR6200 Series Water Conserving Battery Flush Valves For High Efficiency Water Closets, Urinals, and Standard Flow Fixtures

Exposed Series includes chemical and clog resistant components, ADA compliance sensor activation, cast wall flange with setscrew, vandal-resistant chrome control stop cover, high pressure vacuum breaker, and sweat solder kit.



ZTR6200EV

Closets		List Price
ZTR6200-WS1	1.6 gpf Closet	\$1,057.00
ZTR6200-WS1-LL	1.6 gpf Closet	1,130.00
ZTR6200-1-WS1	1.6 gpf Closet	1,069.00
ZTR6200-2-WS1	1.6 gpf Closet	1,094.00
ZTR6200EV	1.28 gpf Closet	\$1,057.00
ZTR6200EV-1	1.28 gpf Closet	1,069.00
ZTR6200EV-2	1.28 gpf Closet	1,094.00
ZTR6200EV-LL	1.28 gpf Closet	1,130.00
ZTR6200-ONE	1.1 gpf Closet	\$1,057.00
ZTR6200-ONE-LL	1.1 gpf Closet	1,130.00
Hardwired	List Price	
ZTR6200-WS1-HW	1.6 gpf Closet	\$1,130.00
ZTR6200EV-HW	1.28 gpf Closet	1,130.00
ZTR6200-ONE-HW	1.1 gpf Closet	1,130.00



ZTR6203-WS1

Urinal		List Price
ZTR6203-WS1	1.0 gpf Urinal	\$1,057.00
ZTR6203-WS1-LL	1.0 gpf Urinal	1,130.00
ZTR6203-EWS	0.5 gpf Urinal	1,057.00
ZTR6203-EWS-LL	0.5 gpf Urinal	1,130.00
ZTR6203-QRT	0.25 gpf Urinal	1,057.00
ZTR6203-QRT-LL	0.25 gpf Urinal	1,130.00
ZTR6203-ULF	0.125 gpf Urinal	1,057.00
ZTR6203-ULF-LL	0.125 gpf Urinal	1,130.00
Hardwired	List Price	
ZTR6203-WS1-HW	1.0 gpf Urinal	\$1,130.00
ZTR6203-EWS-HW	0.5 gpf Urinal	1,130.00
ZTR6203-QRT-HW	0.25 gpf Urinal	1,130.00
ZTR6203-ULF-HW	0.125 gpf Urinal	1,130.00

Retrofit Kits and Flush Valves with Dual Flush Technology

Featuring sensor technology that provides timed activation for reduced flush and full flush dependent upon the length of time the user is in view.

Closets	List Price
ZR6000AV-WS1-DF-HW (1.6/1.1 gpf) (Hardwired)	\$1,346.00
ZR6000AV-WS1-DF (1.6/1.1 gpf)	1,281.00
ZR6000AV-2-WS1-DF (1.6/1.1 gpf)	1,319.00
ZRK-C-1.6-DF (Closet Retrofit Kit)*	1,041.00



ZR6000AV-WS1-DF

Zurn EcoVantage® Pint Urinal Flush Valves

1/8 gpf Urinal Flush Valves

Product No.

- ZEG6003AV
- ZEG6003EV
- ZEG6003EV-HW (Hardwired)

- USE ZTR-Series
- USE ZTR-Series
- USE ZTR-Series

RETIRED



ZEG6003EV



ZEG6003AV

*Retrofits to Zurn and Sloan® 1.6 gpf flush valves.

Visit our website at www.zurn.com for our complete line of EcoVantage Systems.

Zurn EcoVantage® Hydro Generator Faucets 10-Year Battery Life

How The Hydro Generator Works

As the Zurn EcoVantage Faucet is used, water is routed through the hydro generator and past an internal turbine. While the turbine spins, electrical energy is stored in a rechargeable cell. The electricity generated by the hydro generator greatly reduces the need for cell replacement. The hydro generator virtually provides a self-sustaining system for approximately 10 years.

*Not available with 0.5 gpm aerator.



Z6913-XL-GEN
Lavatory Faucet

List Price
\$1,273.00



Z6915-XL-GEN
Lavatory Faucet

List Price
\$1,273.00



Z6920-XL-GEN
Gooseneck Faucet

List Price
\$1,273.00



Z6922-XL-GEN Wall Mount
Gooseneck Faucet

List Price
\$1,230.00



Z6930-XL-GEN
Hydro Generator

List Price
\$1,273.00



See pages 13-15 for additional faucet accessories.

AquaSense® Sensor-Operated, Battery-Powered Flush Valves



Exposed AV Series include chemical and clog resistant triple filter diaphragm kit, ADA compliance sensor activation, cast wall flange with setscrew, vandal-resistant chrome control stop cover, high pressure vacuum breaker and sweat solder kit.

ZER Flush Valves with E-Z Flush® Chrome-Plated Metal Cover



ZER6000AV-CPM

EXPOSED CLOSETS	List Price
ZER6000AV-HET-CPM	\$1,115.00
ZER6000AV-WS1-CPM	1,115.00
ZER6000AV-1-HET-CPM	1,127.00
ZER6000AV-1-WS1-CPM	1,127.00
ZER6000AV-2-HET-CPM w/HMK	1,151.00
ZER6000AV-2-WS1-CPM w/HMK	1,151.00
ZER6000AV-3-HET-CPM w/HMK	1,178.00
ZER6000AV-3-WS1-CPM w/HMK	1,178.00
ZER6000AV-WS1-BWN-CPM w/HMK	1,379.00

EXPOSED URINALS	List Price
ZER6001AV-WS1-CPM	\$1,115.00
ZER6003AV-ULF-CPM	1,115.00
ZER6003AV-EWS-CPM	1,115.00
ZER6003AV-WS1-CPM	1,115.00

Note: Suffix -HMK is High Mount Adaptor Kit for high rough-in. The -BWN denotes Bedpan Washer Assembly.

ZER Concealed Series Battery Sensor Motorized Flush Valves



ZER6152AV

CONCEALED SENSOR FLUSH VALVES FOR WATER CLOSETS	List Price
ZER6140AV-HET	\$1,141.00
ZER6152AV-WS1	1,141.00
ZER6152AV-HET	1,141.00
ZER6153AV	1,141.00

CONCEALED SENSOR FLUSH VALVES FOR URINALS	List Price
ZER6190AV-WS1 (1-1/4")	\$1,083.00
ZER6195AV-WS1 (3/4")	1,141.00
ZER6195AV-EWS (0.5 gpf)	1,141.00
ZER6195AV-ULF	1,141.00
ZER6197AV-WS1	1,271.00
ZER6197AV-EWS (0.5 gpf)	1,271.00
ZER6197AV-ULF (0.5 gpf)	1,271.00

ZER Conversion Kits

To convert concealed manual flush valve to sensor-operated flush valve.

ZERK-CP-CONC	\$801.00
ZERK-CP-CONC-LY (For Delany)	827.00

ZER Flush Valves with E-Z Flush® Chrome-Plated High Impact-Resistant Polycarbonate Cover



ZER6000AV-CP

EXPOSED CLOSETS	List Price
ZER6000AV-HET-CP	\$1,088.00
ZER6000AV-WS1-CP	1,088.00
ZER6000AV-1-HET-CP	1,099.00
ZER6000AV-1-WS1-CP	1,099.00
ZER6000AV-2-HET-CP w/HMK	1,124.00
ZER6000AV-2-WS1-CP w/HMK	1,124.00
ZER6000AV-3-HET-CP w/HMK	1,149.00
ZER6000AV-3-WS1-CP w/HMK	1,149.00
ZER6000AV-WS1-BWN-CP w/HMK	1,350.00

EXPOSED URINALS	List Price
ZER6001AV-WS1-CP	\$1,088.00
ZER6003AV-ULF-CP	1,088.00
ZER6003AV-EWS-CP	1,088.00
ZER6003AV-WS1-CP	1,088.00

List Adder to -CP
-CCP Complete Chrome-Plated Plastic \$20.70

Note: Suffix -HMK is High Mount Adaptor Kit for high rough-in. The -BWN denotes Bedpan Washer Assembly.

ZR RetroFlush® Flush Valves



ZR6000AV

EXPOSED CLOSETS	List Price
ZR6000AV-WS1	\$1,222.00
ZR6000AV-WS1-BWN	1,344.00

EXPOSED URINALS	List Price
ZR6001AV-WS1	\$1,222.00
ZR6003AV-WS1	1,222.00

Note: The -BWN denotes Bedpan Washer Assembly.

AquaSense® E-Z Flush® and RetroFlush® Sensor-Operated, Battery-Powered Retrofit Kits



ZERK-CPM

EZ FLUSH RETROFIT KIT WITH MOTORIZED ACTUATION FOR ZURN AND SLOAN FLUSH VALVES

CHROME-PLATED METAL COVER	List Price
ZERK-CPM	\$832.00
ZERK-CPM-LY (For Delany)	858.00

COMPLETE CHROME-PLATED PLASTIC COVER

ZERK-CCP	\$819.00
----------	----------

CHROME-PLATED HIGH-IMPACT POLYCARBONATE COVER

ZERK-CP	\$811.00
---------	----------

E-Z FLUSH -HMK HIGH MOUNT ADAPTER KIT

Adapter kit allows for the downward angle of the E-Z Flush Kit in high rough-in installations.

ZERK-HMK	\$77.00
----------	---------

ZER Flush Valve with E-Z Flush Retrofit Kit, Chrome-Plated Metal Cover and Flush Valve Body Less Stop and Flush Connection



ZER6000AV-HET-CPM-X (Closet)	\$1,018.00
ZER6000AV-WS1-CPM-X (Closet)	1,018.00
ZER6001AV-WS1-CPM-X (1-1/4" Urinal)	1,018.00
ZER6003AV-ULF-CPM-X (3/4" Urinal)	1,018.00
ZER6003AV-EWS-CPM-X (3/4" Urinal)	1,018.00
ZER6003AV-WS1-CPM-X (3/4" Urinal)	1,018.00
P6000-J10 Tailpiece Adapter for Ground Joint Stop Connection	48.00

ZER Flush Valve with E-Z Flush Retrofit Kit, Chrome-Plated High Impact Polycarbonate Cover and Flush Valve Body Less Stop and Flush Connection



ZER6000AV-HET-CP-X (Closet)	\$997.00
ZER6000AV-WS1-CP-X (Closet)	997.00
ZER6001AV-WS1-CP-X (1-1/4" Urinal)	997.00
ZER6003AV-ULF-CP-X (3/4" Urinal)	997.00
ZER6003AV-EWS-CP-X (3/4" Urinal)	997.00
ZER6003AV-WS1-CP-X (3/4" Urinal)	997.00
P6000-J10 Tailpiece Adapter for Ground Joint Stop Connection	48.00
List Adder to -CP	
-CCP Complete Chrome-Plated Plastic	\$20.70



ZRK-C-1.6

ZRK RETROFLUSH WITH CHROME METAL HOUSING RETROFITS TO ZURN AND SLOAN ROYAL/REGAL FLUSH VALVES

CLOSETS	List Price
ZRK-C-1.6	\$956.00
ZRK-C-1.6-DF (1.6/1.1 gpf Dual Flush)	1,041.00
URINALS	
ZRK-U-1.0	\$956.00

ZR RetroFlush with Flush Valve Body Less Stop and Flush Connection



EXPOSED WATER CLOSETS	List Price
ZR6000AV-WS1-X	\$1,127.00
EXPOSED URINALS	
ZR6001AV-WS1-X	\$1,127.00
ZR6003AV-WS1-X	1,127.00
P6000-J10 Tailpiece Adapter for Ground Joint Stop Connection	48.00

AquaSense® Hardwired Sensor-Operated Flush Valves



Exposed AV Series include chemical and clog resistant triple filter diaphragm kit, ADA compliant integral sensor activation, cast wall flange with setscrew, vandal-resistant chrome control stop cover, high pressure vacuum breaker and sweat solder kit. Concealed valves include ADA sensor activation and sweat solder adapter.

ZEMS Exposed Series Automatic Sensor Motorized Flush Valves

EXPOSED SENSOR FLUSH VALVES -IS (Integral Sensor)



ZEMS6000AV-IS

CLOSETS	List Price
ZEMS6000AV-HET-IS	\$985.00
ZEMS6000AV-WS1-IS	985.00
URINALS	
ZEMS6001AV-WS1-IS	\$985.00
ZEMS6003AV-ULF-IS (3/4")	985.00
ZEMS6003AV-WS1-IS	985.00
ZEMS6003AV-EWS-IS (0.5 gpf)	985.00

EXPOSED SENSOR FLUSH VALVES (In Wall Sensor)



ZEMS6003AV

CLOSETS	List Price
ZEMS6000AV-HET	\$985.00
ZEMS6000AV-WS1	985.00
URINALS	
ZEMS6003AV-ULF (3/4")	\$985.00
ZEMS6003AV-WS1	985.00
ZEMS6003AV-EWS (0.5 gpf)	985.00

ZEMS Concealed Series Automatic Sensor Motorized Flush Valves

CONCEALED SENSOR FLUSH VALVES FOR WATER CLOSETS

3-3/4" - 12-3/4" 'L' Dim.



ZEMS6140AV

ZEMS6140AV-HET	\$992.00
ZEMS6140AV-WS1	992.00
ZEMS6152AV-HET	992.00
ZEMS6152AV-WS1	992.00
ZEMS6153AV-HET	1,099.00
ZEMS6153AV-WS1	1,099.00

CONCEALED SENSOR FLUSH VALVES FOR URINALS

3-3/4" - 12-3/4" 'L' Dim.



ZEMS6190AV

ZEMS6190AV-WS1 (1-1/4")	\$985.00
ZEMS6195AV-ULF (3/4")	985.00
ZEMS6195AV-EWS (0.5 gpf)	985.00
ZEMS6195AV-WS1	985.00
ZEMS6197AV-ULF	1,123.00
ZEMS6197AV-EWS (0.5 gpf)	1,123.00
ZEMS6197AV-WS1	1,123.00
-OB Override Button Adder	57.00

Note: Order P6000-PC6 or P6000-HW6 power converter separate.

Special Items For Sensor Flush Valves

Suffix	Description	List Price
P6000-HW6	Hardwire 6 VDC Power Converter (Powers 8 ZEMS Valves)	Each \$122.00
P6000-HW9	Hardwire 9 VDC Power Converter for ZTS Valves and Z6918 Faucets (Powers 8 Valves and Faucets)	Each 122.00
P6000-PC6	Plug-in 6 VDC Power Converter (Powers 8 ZEMS Valves)	Each 64.00
P6000-MJ	Zurn Mini Junction Box with Terminal Strips	Each 207.00
-MOB	Manual override button	\$62.00

Note: One 6 VDC power converter can power up to 8 automatic ZEMS Sensor Flush Valves. Order appropriate quantity.

Aqua-FIT® Sensor Faucet Systems

Serio Series™

The Z6950 Aqua-FIT Sensor Faucets are available in standard battery, hardwired, plug-in, and lithium long life 10+ year battery options. The Aqua-FIT platform is built on commonized internal parts that allow for quick and easy faucet design upgrades in retrofit applications.

Z6950 Aqua-FIT Sensor Faucet System

Z6950-XL-S



Product No.	List Price
Z6950-XL-S	\$1,229.00
Z6950-XL-S-F	1,229.00
Z6950-XL-S-CP4	1,314.00
Z6950-XL-S-CP4-F	1,314.00
Z6950-XL-S-CWB	1,239.00
Z6950-XL-S-CWB-F	1,239.00
Z6950-XL-S-CP8	1,323.00
Z6950-XL-S-MT	1,309.00
Z6950-XL-S-CP4-MT	1,394.00
Z6950-XL-S-CP8-MT	1,403.00
Z6950-XL-S-MV	1,328.00
Z6950-XL-S-CP4-MV	1,413.00
Z6950-XL-S-CP8-MV	1,422.00
Z6950-XL-S-TMV-1	1,572.00
Z6950-XL-S-CP4-TMV-1	1,657.00

Z6950-XL-IM-S



Product No.	List Price
Z6950-XL-IM-S	\$1,410.00
Z6950-XL-IM-S-F	1,410.00
Z6950-XL-IM-S-CP4	1,495.00
Z6950-XL-IM-S-CP4-F	1,495.00
Z6950-XL-IM-S-CWB	1,420.00
Z6950-XL-IM-S-CWB-F	1,420.00
Z6950-XL-IM-S-CP8	1,504.00

Z6955-XL-S



Product No.	List Price
Z6955-XL-S	\$1,229.00
Z6955-XL-S-F	1,229.00
Z6955-XL-S-CWB	1,239.00
Z6955-XL-S-CWB-F	1,239.00
Z6955-XL-S-MT	1,309.00
Z6955-XL-S-MV	1,328.00
Z6955-XL-S-TMV-1	1,572.00

Additional Power Options

Description	List Price
-Lithium Long Life Battery Option: -LL suffix	\$155.00
DC Plug In: -ACA suffix	69.00
Hardwire: -CWB suffix	9.60
Power converter (HW): P6000-HW6	122.00

Aerator Options

Description	List Price
P6930-20E (1.5 GPM)	\$21.70
P6930-20J (1.5 Laminar GPM)	21.70
P6930-20L (1.0 GPM)	21.70
P6930-20K (1.0 Laminar GPM)	21.70
P6930-20F (0.5 GPM)	21.70
P6930-20M (0.35 GPM)	21.70

Z6950 Series Faucet Accessories

Part	Description	List Price
P6950-XL-S-1	Z6950-XL Spout Assembly with Sensor & Shank Base	\$549.00
P6955-XL-S-1	Z6955-XL Spout Assembly with Sensor Shank Base	549.00
P6950-XL-S-IM-1	Z6950-XL-IM Spout Assembly with Sensor Shank Base	730.00
P6950-XL-SPOUT	Z6950-XL Spout Assembly with Sensor (LESS BASE SHANK)	439.00
P6955-XL-SPOUT	Z6955-XL Spout Assembly with Sensor (LESS BASE SHANK)	439.00
P6950-XL-IM-SPOUT	Z6950-XL-IM Spout Assembly with Sensor (LESS BASE SHANK)	584.00
P6950-XL-B	Spout shank base for Z6950/Z6955-XL	110.00
P6950-XL-IM-B	Spout shank base on Z6950-XL-IM	146.00
P6950-XL-42	Z6950/Z6950-XL-IM Spout base gasket	10.00
P6950-XL-44	Z6955-XL Spout base gasket	15.00
P6950-XL-B-L	Electronics Box with Solenoid - Z6950/55-XL	626.00
P6950-XL-IM-B-L	Electronics Box with Solenoid - Z6950-XL-IM	964.00
P6950-XL-Y	Y pipe adaptor for Z6950-XL-IM	45.00
P6950-XL-H	Mixing Handle for Z6950-XL-IM	15.00
P6950-XL-C	Mixing handle plug/cap for Z6950-XL-IM	6.00
P6950-XL-OS	Handle O-ring & Handle Screw for Z6950-XL-IM	5.00
P6950-XL-YC	Y cable adaptor for the Z6950-XL-IM	54.00
P6950-XL-DC	Modular DC pigtail cable for Plug-in and Hardwired units	100.00
P6950-CP4	4" Cast Cover Plate w/Gasket	85.00
P6950-CP8	8" Cast Cover Plate w/Gasket	94.00
P6950-XL-EL	Z6950 Sensor Assembly	150.00
P6950-SRK	Replacement Solenoid	120.00

AquaSense® E-Z Sensor-Operated Faucets

Faucet Ordering Instructions

The models and prices shown on this page are battery faucet prices.

AquaSense Z6900 series faucets can be furnished as battery powered, plug-in powered, or hardwired, except the Z6919 which is battery only.

To order a plug-in model faucet, add the suffix -ACA (AC Adapter) after the faucet model number, i.e. Z6913-XL-ACA, and then the desired accessories. Add \$24.95 list to the list price of the faucets shown below for the -ACA plug-in power converter.

To order a hardwire model faucet, add the suffix -CWB (Connecting Wire) after the faucet model number, i.e. Z6915-XL-CWB, and then the desired accessories. On a separate line, order the appropriate number of P6000-HW6 hardwire power converters at \$63.35 list. One P6000-HW6 will power up to eight Z6900 series faucets.

Note: All faucets are supplied with 1.5 GPM (-E) vandal-proof aerator as standard.

Z6900 Series Automatic Sensor Faucets

Z6930-XL



Product No.	List Price
Z6930-XL	\$1,014.00
Z6930-XL-GEN	1,273.00
Z6930-XL-F	1,014.00
Z6930-XL-CP4	1,099.00
Z6930-XL-CP4-F	1,099.00
Z6930-XL-CWB	1,110.00
Z6930-XL-CWB-F	1,110.00
Z6930-XL-CP8	1,108.00
Z6930-XL-MT	1,095.00
Z6930-XL-CP4-MT	1,180.00
Z6930-XL-CP8-MT	1,189.00
Z6930-XL-MV	1,114.00
Z6930-XL-CP4-MV	1,199.00
Z6930-XL-CP8-MV	1,208.00
Z6930-XL-TMV-1	1,358.00
Z6930-XL-CP4-TMV-1	1,702.00
Z6930-XL-ADM	1,380.00
Z6930-XL-ADM-1	1,465.00
Z6930-XL-ADM-2	1,474.00

Z6913-XL



Product No.	List Price
Z6913-XL	\$1,014.00
Z6913-XL-CP4	1,099.00
Z6913-XL-MT	1,095.00
Z6913-XL-CP4-MT	1,180.00
Z6913-XL-CP8	1,108.00
Z6913-XL-CP8-MT	1,189.00
Z6913-XL-MV	1,114.00
Z6913-XL-CP4-MV	1,199.00
Z6913-XL-CP8-MV	1,208.00
Z6913-XL-CP4-TMV-1	1,702.00
Z6913-XL-CP8-TMV-1	1,452.00
Z6913-XL-ADM	1,380.00
Z6913-XL-ADM-1	1,465.00
Z6913-XL-ADM-2	1,474.00

Z6915-XL



Product No.	List Price
Z6915-XL	\$1,014.00
Z6915-XL-MT	1,095.00
Z6915-XL-MV	1,114.00
Z6915-XL-TMV-1	1,358.00

Z6918-XL



Product No.	List Price
Z6918-XL (Battery)	\$1,128.00
Z6918-XL-ADM (Battery)	1,494.00

Sensor Flush
Valves and Faucets

Manual Flush Valves

Aquaparts® Parts
and Assemblies

AquaSpec®
Commercial Faucets

Temp-Gard®
Products

Tubular Brass
Plumbing Products

Commercial Fixtures

AquaSense® E-Z Sensor-Operated Faucets, continued

Z6920-XL



Product No.	List Price
Z6920-XL	\$1,014.00
Z6920-XL-CP4	1,099.00
Z6920-XL-CP4-MT	1,180.00
Z6920-XL-CP8	1,108.00
Z6920-XL-CP8-MT	1,189.00
Z6920-XL-MT	1,095.00
Z6920-XL-MV	1,108.00
Z6920-XL-CP4-MV	1,193.00
Z6920-XL-CP8-MV	1,202.00
Z6920-XL-TMV-1	1,358.00
Z6920-XL-CP4-TMV-1	1,443.00
Z6920-XL-CP8-TMV-1	1,452.00
Z6920-XL-ADM	1,379.00
Z6920-XL-ADM-1	1,310.00
Z6920-XL-ADM-2	1,470.00

Z6900 Series Faucet Accessories

Suffix	Description	List Price
-ACA	6 VDC A/C Plug-in Adapter for Battery Faucets Z6913-XL, Z6915-XL, Z6920-XL, and Z6922-XL . . .	\$ 69.00
-ADM	Above-Deck Mixer	365.00
-ADM-1	Above-Deck Mixer with CP4	296.00
-ADM-2	Above-Deck Mixer with CP8	456.00
-CP4	4" Cover Plate	85.00
-CP8	8" Cover Plate	94.00
-CWB	Connecting Wire for Power Converter Z6913-XL, Z6915-XL, Z6920-XL, and Z6922-XL	9.60
-DSA	Drug Testing Applications	67.00
-E	1.5 gpm Vandal-Proof Aerator	N/C
-F	.5 gpm Vandal-Proof Aerator	N/C
-GEN	EcoVantage Hydro Generator Power	259.00
-H4	4" Wrist Blade Handle for ADM	22.40
-IA3	1/2" x 3/8" Compression Adapter	14.90
-J	1.5 gpm Laminar Flow	N/C
	Z6913-XL, Z6914, and Z6915-XL	
-K	1.0 gpm Laminar Flow	N/C
	Z6912, Z6913-XL, and Z6915-XL	
-L	1.0 gpm Vandal-Proof Aerator	N/C
	Z6913-XL and Z6915-XL	
-M	0.35 gpm spray outlet Z6913-XL, Z6915-XL, Z6920-XL, Z6922-XL	N/C
-MT	Mixing Tee Assembly with Back Checks	81.00
-MV	Manual Mixing Valve	94.00
-SB	Surgical Bend	59.00
-SH	Three-Piece Supply Hose Assembly	85.00
-SO	Spray Outlet (Rose Spray)	62.00
-SSH	Single Supply Hose	32.00
-TMV	Thermostatic Mixing Valve for Multiple Faucets – 8 gpm Flow	416.00
-TMV-1	Thermostatic Mixing Valve for Single Faucet	344.00
-XT	Extended Range	31.00

Z6922-XL Wall Mount



Product No.	List Price
Z6922-XL	\$1,129.00
Z6922-XL-SO	1,192.00
Z6922-XL-SB	1,186.00
Z6922-XL-SB-SO	1,250.00
Extended Range, Less Time Out	
Z6922XL-LT	1,129.00

Power Converters for Sensor Faucets

Suffix	Description	List Price
P6900-ACA	6 VDC A/C Plug-in Adapter for Battery Faucets Z6913-XL, Z6915-XL, Z6920-XL, and Z6922-XL (Will power 1 faucet.) . . .	\$69.00
P6900-CWB	Connecting Wire for Power Converter Z6913-XL, Z6915-XL, Z6920-XL, and Z6922-XL	9.60
P6000-HW6	Hardwired Power Converter for Z6913-XL, Z6915-XL, Z6920-XL, and Z6922-XL (Will power 8 faucets.)	122.00

To order individual accessory items, see Aquaparts Price Guide.

AquaSense® E-Z Sensor-Operated Faucets and Accessories



Z6930-XL
\$1,014.00



Z6913-XL
\$1,014.00



Z6915-XL
\$1,014.00



Z6918-XL
\$1,128.00



Z6918-XL-ADM
\$1,494.00



Z6920-XL
\$1,014.00



Z6922-XL
\$1,129.00

Aerators: Z6913-XL, Z6915-XL, Z6920-XL, Z6922-XL



-E
Std. 1.5 gpm **\$38.00**



-F
0.5 gpm **\$38.00**



-F-GN
0.5 gpm **\$46.00**



-SO
Rose Spray **\$65.00**

Product No.	Description	Price
P6900-20E	1.5 gpm Standard Vandal-Resistant Aerator	38.00
P6900-20F	0.5 gpm Vandal-Resistant Laminar Flow Outlet	38.00
P6900-20F-GN	0.5 gpm Vandal-Resistant Gooseneck Laminar Flow Outlet	46.00
P6900-20M	0.35gpm Vandal-Resistant Aerator	38.00
P6900-SO	Spray Outlet (Rose Spray)	65.00

See pages 53 and 55 for full listing of aerators and flows.

Mixing Tee and Mixing Valves



-MT
\$39.09



-MV
\$89.51



-TMV
\$237.62



-TMV-1
\$225.57

Product No.	Description	Price
P6900-XL-MT	Mixing Tee Assembly with Back Checks	\$ 81.00
P6900-MV-XL	Lead-Compliant Manual Mixing Valve	99.00
P6900-XL-TMV	Thermostatic Mixing Valve for Multiple Faucets – 8 GPM Flow	416.00
P6900-XL-TMV-1	Lead Compliant Thermostatic Mixing Valve for Single Faucet	344.00

AquaSense® E-Z Sensor-Operated Faucets and Accessories

Goosenecks



-GA
\$75.00

-GB
\$86.00

-GC/-SB
\$132.00

Product No.	Description	Price
P6900-GA	3-1/2" Centerline Gooseneck Spout (With 1.5 GPM Vandal-Proof Aerator)	\$75.00
P6900-GB	5-3/8" Centerline Gooseneck Spout (With 1.5 GPM Vandal-Proof Aerator)	86.00
P6900-GC	8" Centerline Gooseneck Spout (With 1.5 GPM Vandal-Proof Aerator)	132.00

Cover Plates, Above Deck Mixing Valve and Adapter



-CP4 and -CP8
\$85.00 and \$94.00

-ADM
\$365.00

-IA3
\$15.00

Product No.	Description	Price
P6900-CP4	4" Cover Plate	\$ 85.00
P6900-CP8	8" Cover Plate	94.00
P6900-XL-ADM	Above Deck Mixing Valve (XL)	365.00
P6900-IA3	1/2" x 3/8" Faucet Shank Adapter	15.00

Power Supplies



-ACA
69.00

-CWB
9.60

-HW6
\$122.00

Product No.	Description	Price
P6900-ACA	6 VDC A/C Plug-In Adapter	\$69.00
P6900-CWB	Connecting Wire for Power Converter	9.60
P6000-HW6	6 VDC A/C Hardwire Power Converter	122.00
P6000-HW9	9 VDC A/C Hardwire Power Converter	122.00
P6000-HW12	12 VDC Hardwire Power Converter	273.00

Hoses



-SH (Three-Piece)
\$90.00

-SSH (Single Supply)
\$32.00

Product No.	Description	Price
P6900-SH	Three-Piece Supply Hose Assembly	\$90.00
P6900-SSH	Single Supply Hose (XL)	32.00

Hydro Generator



P6900-GEN
\$259.00

Product No.	Description	Price
P6900-GEN	Hydro Generator	\$259.00

Zurn/Sloan® Cross Reference Guides

Electronic, Battery, and Hydro Turbine Powered Faucets

Electronic Faucets

Zurn	Sloan®
Z6930-XL	EFX-250
Z6913-XL-ACA	ETF-80-P
Z6913-XL	ETF-80-B
Z6913-XL-ACA	ETF-880-P
Z6913-XL	ETF-880-B
Z6922-XL-ACA	ETF-500-P
Z6922-XL	ETF-500-B
Z6915-XL-ACA	ETF-600-P
Z6915-XL	ETF-600-B
Z6913-XL-ACA	ETF-610-P
Z6913-XL	ETF-610-B
Z6913-XL-ACA	ETF-660-P
Z6913-XL	ETF-660-B
Z6920-XL-ACA	ETF-700-P
Z6920-XL	ETF-700-B
Z6920-XL-ACA-SB	ETF-700S-P
Z6920-XL-SB	ETF-700S-B
Z6920-XL-ACA	ETF-770-P
Z6920-XL	ETF-770-B
Z6918-XL	EAF-100-P
Z6918-XL-ADM	EAF-100-ISM-P
Z6918-XL	EAF-200-P
Z6918-XL-ADM	EAF-200-ISM-P
Z6913-XL	SF-2100
Z6920-XL-ACA	SF-2200
Z6915-XL-ACA	SF-2300

Zurn electronic faucets can be powered either by a plug-in converter (-ACA) or a hardwired power converter (-HW6). The -ACA plug-in power converter will power a single faucet. The -HW6 hardwired power converter will power up to 8 faucets and needs to be ordered as a separate line item. Zurn E-Z electronic faucets are furnished with 4 “AA” batteries for battery back-up power.

Battery Faucets

Zurn	Sloan®
Z6913-XL	EBF-85
Z6913-XL-ACA	EBF-85R
Z6913-XL	EBF-187
Z6913-XL-ACA	EBF-187R
Z6922-XL	EBF-550
Z6913-XL	EBF-615
Z6915-XL	EBF-650
Z6920-XL	EBF-750
Z6920-XL-SB	EBF-750S
Z6918-XL	EAF-150
Z6918-XL-ADM	EAF-150 ISM
Any E-Z Lav EcoVantage® Faucet	EAF-275
Any E-Z Lav EcoVantage® Faucet w/ADM	EAF-275 ISM
Z6918-XL	EAF-250
Z6918-XL-ADM	EAF-250 ISM
Z6913-XL	SF-2150
Z6920-XL	SF-2250
Z6915-XL	SF-2350

Zurn HydroVantage™ Faucets – Hydro Turbine Powered*

Zurn	Toto
Z6913-XL-GEN	TEL 36S10/60
Z6914-GEN	
Z6915-XL-GEN	
Z6920-XL-GEN	TEL 36610/60
Z6922-XL-GEN	
Z6930-XL-GEN	TEL 36S10

*Ten-year battery life.

Notes



Commercial Brass
Manual Flush Valves



Notes

This Price List includes the Zurn AquaVantage®, Aquaflush® flush valves and AquaSense® sensor-operated faucets. The AquaVantage® AV Flush Valve meets the needs of today's industry by incorporating into every AV Series valve the Zurn AquaVantage internal diaphragm kit.

AquaVantage's features include a chemical and clog resistant triple filter diaphragm kit. The AV's diaphragm kit enhances the valve's performance with improved fixture evacuation, further line carry, and a more efficient water-saving low consumption flush.

The AV Flush Valves also feature either low force ADA handles or sensor operation, a cast wall flange with setscrew, chrome vandal-resistant control stop cover, high pressure vacuum breaker and a sweat solder kit as standard.

For those applications which do not require the features of the AquaVantage AV, this Price List includes the Z6000PL Aquaflush Plus and Z6000 Aquaflush Series valves which are furnished with the Aquaflush chemical resistant diaphragm kit.

If an optional feature is needed and is not standard to the AquaVantage AV or Aquaflush Series Flush Valves, see "AquaVantage® and Aquaflush® Accessories and Variations" on page 36 and add the cost of the desired option to the price of the respective flush valve.

Manual Flush Valves Index

AquaVantage® AV Series Flush Valves

Exposed	28
Clinic/Service Sink - Exposed	28
Concealed (See Order instructions, page 34)	29
Bedpan Diverter Flush Valves	30
Trap Primer Flush Valves	30
Bedpan Washers with Deoseptic Bottle	31
Bedpan Diverters with Deoseptic Bottle	31
Hydraulic Flush Valves	31
Prison (See Ordering Instructions, page 34)	32
Foot Pedal	32
Eastern Style Water Closets	32
Access Panels	32
Metroflush® Piston-Operated Flush Valves	33
Accessories/Variations	34
Special Instructions	34
Exposed and Concealed Retrofit X-Bodies	34
Zurn/Sloan® Flush Valve Cross Reference Guides	35
AquaVantage® and Aquaflush® Accessories and Variations	36
Comparison Suffix List	37

Aquaflush® Plus PL Flush Valves

Exposed Flush Valves	38
Hydraulic Flush Valves	38
Trap Primer Flush Valves	38
ZER Sensor Flush Valves - Battery Powered	39
ZEMS Exposed Sensor Flush Valves - Hardwired	39

Aquaflush® Z6000 Series Flush Valves

Exposed Flush Valves	40
Concealed Flush Valves	40
Prison Concealed Flush Valves	40
Hydraulic Flush Valves	41
Bedpan Washer Flush Valves	41
Trap Primer Flush Valves	41
ZER Sensor Flush Valves - Battery Powered	41
ZEMS Exposed Sensor Flush Valves - Hardwired	41
Zurn/Sloan® Flush Valve Cross Reference Guides	42

AquaVantage® AV Flush Valves

With AquaVantage Chemical and Clog Resistant Triple Filter Diaphragm Kit

AV Series include AquaVantage chemical and clog resistant triple filter diaphragm kit, ADA handle, cast wall flange with setscrew, vandal-resistant chrome control stop cover, high pressure vacuum breaker and sweat solder kit.

EXPOSED FLUSH VALVES FOR 1-1/2" TOP SPUD WATER CLOSETS



Z6000AV-HET	\$254.00
Z6000AV-DF (Dual Flush)	305.00
Z6000AV-HET-H	286.00
Z6000AV-HET-HL3	294.00
Z6000AV-HET-YG	254.00
Z6000AV-HET-YO	254.00
Z6000AV-WS1	254.00
Z6000AV-WS1-DF (1.1/1.6)	305.00
Z6000AV-WS1-H	286.00
Z6000AV-WS1-HL3	294.00
Z6000AV-WS1-YG	254.00
Z6000AV-WS1-YO	254.00
Z6000AV-HET-1	298.00
Z6000AV-HET-2	318.00
Z6000AV-HET-3	357.00

List Price

EXPOSED FLUSH VALVES FOR 1-1/2" BACK SPUD WATER CLOSETS



Z6010AV-HET	\$271.00
Z6010AV-WS1	271.00
Z6010AV-WS1-DF (Dual Flush)	321.00
Z6010AV-HET-1	280.00
Z6010AV-WS1-1	280.00
Z6010AV-HET-2	308.00
Z6010AV-WS1-2	308.00

List Price

EXPOSED FLUSH VALVES FOR 1-1/2" TOP SPUD



Z6011AV-WS1 (26-1/2" Rough-In for Grab Bar)	\$344.00
Z6012AV-WS1 (Retrofit to High 24" Rough-In)	543.00
Z6014AV-WS1 (34-3/8" Rough-In)	358.00

List Price

FLUSH VALVE FOR FLUSHING FLOOR DRAIN



Z6099AV-WS1 (Flushing Floor Drain)	\$451.00
---------------------------------------	----------

List Price

EXPOSED FLUSH VALVES FOR URINALS – 1-1/4" TOP SPUD



Z6001AV-WS1	\$254.00
Z6001AV-WS1-H	286.00
Z6001AV-WS1-HL3	294.00

List Price

EXPOSED FLUSH VALVES FOR URINALS – 3/4" TOP SPUD



Z6003AV-ULF	\$254.00
Z6003AV-EWS (0.5 gpf)	254.00
Z6003AV-WS1	254.00
Z6003AV-WS1-H	286.00
Z6003AV-WS1-HL3	294.00
Z6003AV-WS1-U	254.00

AquaVantage AV Flush Valves For Clinic/Service Sinks – Exposed

AV Series include chemical and clog resistant triple filter diaphragm kit, ADA handle, cast wall flange with setscrew, vandal-resistant chrome control stop cover, high pressure vacuum breaker, and sweat solder kit. (6.5 GPF)



EXPOSED	
Z6017AV	\$260.00
Z6017AV-H	292.00
Z6017AV-H-O10 (1" Offset)	335.00
Z6017AV-H-O15 (1-1/2" Offset)	335.00
Z6017AV-H-O20 (2" Offset)	335.00
Z6017AV-O10 (1" Offset)	304.00
Z6017AV-O15 (1-1/2" Offset)	304.00
Z6017AV-O20 (2" Offset)	304.00
Z6017AV-HL3	344.00

AquaVantage® AV Flush Valves, *continued*

AquaVantage AV Flush Valves – Concealed

AV Series include chemical and clog resistant triple filter diaphragm kit. For ADA compliance use hydraulic, sensor model, or handle actuated concealed flush valve.

CONCEALED FLUSH VALVES FOR WATER CLOSETS – 1-1/2" TOP SPUD



Z6140AV

Z6142AV-HET	\$398.00
Z6142AV-WS1	398.00

CONCEALED FLUSH VALVES FOR WATER CLOSETS – 1-1/2" BACK SPUD



Z6142AV

3-3/4" - 12-3/4" 'L' Dim.*	List Price
Z6140AV-HET	\$346.00
Z6140AV-WS1	346.00

CONCEALED FLUSH VALVES FOR WATER CLOSETS – 1-1/2" BACK SPUD



Z6143AV

Z6143AV-HET	\$308.00
Z6143AV-WS1	308.00
Z6143AV-HET-L3	333.00
Z6143AV-WS1-L3	333.00

CONCEALED FLUSH VALVES FOR WATER CLOSETS – 1-1/2" BACK SPUD



Z6144AV

Z6144AV-HET	\$308.00
Z6144AV-WS1	308.00

CONCEALED FLUSH VALVES FOR WATER CLOSETS – 1-1/2" BACK SPUD



Z6152AV

Z6152AV-HET	\$292.00
Z6152AV-WS1	292.00
Z6152AV-HET-L3	319.00
Z6152AV-WS1-L3	319.00
Z6153AV-HET	345.00
Z6153AV-WS1	345.00

CONCEALED FLUSH VALVES FOR WATER CLOSETS – 1-1/2" BACK SPUD



Z6154AV

Z6154AV-HET	\$344.00
Z6154AV-WS1	344.00

CONCEALED FLUSH VALVES FOR WATER CLOSETS AND SERVICE SINKS – 1-1/2" TOP SPUD



Z6155AV

Z6155AV-HET	\$344.00
Z6155AV-WS1	344.00

List Price



Z6150AV

Z6150AV-WS1 (Flushing Floor Drain)	\$286.00
---------------------------------------	----------

CONCEALED FLUSH VALVES FOR URINALS – 1-1/4" BACK SPUD



Z6190AV

Z6190AV-WS1	\$291.00
Z6190AV-WS1-L3	300.00
Z6192AV-WS1 (For 1-1/4" Top Spud)	455.00

CONCEALED FLUSH VALVES FOR URINALS – BACK SPUD



Z6195AV

Z6195AV-ULF (For 3/4" Back Spud)	\$291.00
Z6195AV-WS1	318.00
Z6195AV-EWS (0.5 gpf)	318.00
Z6197AV-ULF (For 3/4" Top Spud)	455.00
Z6197AV-EWS (0.5 gpf)	455.00
Z6197AV-WS1 (0.5 gpf)	455.00

AquaVantage® AV Flush Valves, continued

AquaVantage AV Flush Valves With Bedpan Diverter Valve

AV Series include AquaVantage chemical and clog resistant triple filter diaphragm kit, ADA handle, cast wall flange with setscrew, vandal-resistant chrome control stop cover, high pressure vacuum breaker and sweat solder kit.

FLUSH VALVES WITH BEDPAN DIVERTER VALVE



Note: ADA compliance 26-1/2" max. rough-in from top of fixture.



Z6000AV-BWN

Z6000AV-HET-BWN (26-1/2" Rough-In)	\$814.00
Z6000AV-WS1-BWN (26-1/2" Rough-In)	814.00
Z6000AV-HET-BWN1 (34-3/8" Rough-In)	814.00
Z6000AV-WS1-BWN1 (34-3/8" Rough-In)	814.00

(For Rough-In Without Grab Bar)



Z6010AV-BWN

Z6010AV-HET-BWN (26-1/2" Rough-In)	\$881.00
Z6010AV-WS1-BWN (26-1/2" Rough-In)	881.00
Z6010AV-HET-BWN1 (34-3/8" Rough-In)	881.00
Z6010AV-WS1-BWN1 (34-3/8" Rough-In)	881.00

(For Retrofitting an Existing Flush Valve With a Bedpan Diverter)



Z6011AV-BWN

Z6011AV-HET-BWN (26-1/2" Rough-In)	\$842.00
Z6011AV-WS1-BWN (26-1/2" Rough-In)	842.00

(For Handicap Grab Bar Installation)

BEDPAN DIVERTERS LESS FLUSH VALVE



Z6000-DVN

Z6000-DVN (26-1/2" Rough-In)	\$598.00
Z6000-DVN1 (34-3/8" Rough-In)	598.00
Z6000-DVN-J1 (Retrofit Diverter)	694.00
Z6000-DVN-O20 (Diverter with 2" Offset)	721.00



Z6010-DVN

Z6010-DVN (26-1/2" Rough-In)	\$664.00
Z6010-DVN1 (34-3/8" Rough-In)	664.00



Z6011-DVN

Z6011-DVN (26-1/2" Rough-In) (For Grab Bar Installation)	\$642.00
Z6000-ZDN (Diverter Less Top Flush Connection)	565.00
Z6000-DN (Diverter Assembly with Spray Arm. No top or bottom tubes.)	508.00

CONCEALED FLUSH VALVES WITH BEDPAN DIVERTER VALVE



Z6020AV-BWN

Z6020AV-WS1-BWN (3-3/4" - 12-3/4" 'L' Dim.)	
---	--

List Price
\$987.00

FOOT PEDAL OPERATED



Z6040AV-BWN

Z6040AV-WS1-BWN	
-----------------	--

\$1,142.00

HYDRAULIC ACTUATED BEDPAN DIVERTER VALVES



ZH6000AV-BWN

ZH6000AV-HET-BWN (26-1/2" Rough-In)	\$1,128.00
ZH6000AV-WS1-BWN1 (34-3/8" Rough-In)	1,128.00
ZH6011AV-WS1-BWN (For Grab Bar)	1,184.00

FLUSH VALVES WITH TRAP PRIMER



Z6000AV-TP

Z6000AV-WS1-TP (11-1/2" Rough-In)	\$364.00
Z6000AV-WS1-1-TP (16" Rough-In)	378.00
Z6000AV-WS1-2-TP (24" Rough-In)	388.00
Z6000AV-WS1-3-TP (27" Rough-In)	392.00

List Price

TRAP PRIMER ASSEMBLY ONLY



P6000-TPO

P6000-TPO (11-1/2" Rough-In)	\$111.00
P6000-1-TPO (16" Rough-In)	116.00
P6000-2-TPO (24" Rough-In)	122.00
P6000-3-TPO (27" Rough-In) Less Fittings Deduct	128.00 10.60
P6000-TPE (Trap Primer Elbow for Concealed Valve)	72.00
P6000-TPF (Fittings Only for -TP)	50.00

AquaVantage® AV Flush Valves, continued

AQUAVANTAGE AV BEDPAN WASHERS WITH DEOSEPTIC BOTTLE

Z6000AV-WS1-BWN1-D (34-3/8" RI)	\$1,103.00
Z6000AV-WS1-BWN-D (26-1/2" RI)	1,103.00
Z6010AV-WS1-BWN1-D (34-3/8" RI)	1,284.00
Z6010AV-WS1-BWN-D (26-1/2" RI)	1,284.00
Z6011AV-WS1-BWN-D (For Grab Bar)	1,219.00

AQUAVANTAGE AV BEDPAN WASHER FOOT PEDAL VALVES WITH DEOSEPTIC BOTTLE

Z6020AV-WS1-BWN-D	\$1,194.00
Z6040AV-WS1-BWN-D	1,194.00

AQUAVANTAGE AV HYDRAULIC BEDPAN WASHER WITH DEOSEPTIC BOTTLE

ZH6000AV-WS1-BWN1-D (34-3/8" RI)	\$1,480.00
----------------------------------	------------

BEDPAN DIVERTERS WITH DEOSEPTIC BOTTLE LESS FLUSH VALVE


Z6000-DVN1-D (34-3/8" RI)	\$860.00
Z6010-DVN1-D (34-3/8" RI)	841.00
Z6000-DVN-D (26-1/2" RI)	778.00
Z6010-DVN-D (26-1/2" RI)	841.00
Z6011-DVN-D (26-1/2" RI For Grab Bar)	821.00
Z6010-DVN-D-LO (26-1/2" RI)	821.00
Z6000-DVN1-D-020 (34-3/8" RI)	841.00

AquaVantage AV -ZH Hydraulic Flush Valves

Exposed AV Series include chemical and clog resistant triple filter diaphragm kit, ADA compliance push button wall flange with setscrew, vandal-resistant chrome control stop cover, high pressure vacuum breaker and sweat solder kit. Concealed valves include ADA compliance push button and sweat solder adapter.




Note: ZH Series price includes standard fixture wall hydraulic actuator. Optional hydraulic actuators are available and are listed at the bottom of the page. Add hydraulic actuator price to the price of flush valve and note appropriate suffix, e.g. SW, MB, MBP. When ordering concealed hydraulic flush valves, 'L' Dimension must be specified.

	EXPOSED CLOSETS – 1-1/2"	List Price
	ZH6000AV-WS1	\$421.00
	ZH6000AV-DF-WS1*	471.00
	ZH6010AV-WS1	450.00
	ZH6017AV-WS1	447.00
	ZH6000AV-BWN-WS1 (26-1/2" Rough-In)	1,023.00
	ZH6000AV-BWN1-WS1 (34-3/8" Rough-In)	1,023.00
	ZH6011AV-BWN-WS1 (For Grab Bar)	1,078.00
	ZH6096AV-WS1 (For Eastern Closet)	569.00
	EXPOSED URINALS	
	ZH6001AV-WS1 (1-1/4")	\$421.00
	ZH6003AV-ULF (3/4")	421.00
	ZH6003AV-EWS (0.5 gpf)	421.00
ZH6003AV-WS1 (0.5 gpf)	421.00	

*When ordering -DF Dual Flush:

Use -DF after product number and add two push button actuator prices to the list of the valve price.

	CONCEALED CLOSETS	List Price
	ZH6140AV-HET (Back Spud)	\$269.00
	ZH6140AV-WS1 (Back Spud)	269.00
	ZH6142AV-HET (Top Spud)	323.00
	ZH6142AV-WS1 (Top Spud)	323.00
	ZH6150AV-HET (Floor Drain)	248.00
	ZH6150AV-WS1 (Floor Drain)	248.00
	ZH6152AV-HET (Back Spud)	248.00
	ZH6152AV-WS1 (Back Spud)	248.00
	ZH6196AV-HET (For Eastern Closet)	284.00
	CONCEALED URINALS	
ZH6190AV-WS1 (1-1/4")	\$239.00	
ZH6195AV-ULF (3/4")	239.00	
ZH6195AV-EWS (0.5 gpf 3/4")	239.00	
ZH6195AV-WS1 (0.5 gpf 3/4")	239.00	
ZH6197AV-ULF (3/4" Top Spud)	378.00	
ZH6197AV-EWS (0.5 gpf 3/4" Top Spud)	378.00	
ZH6197AV-WS1 (0.5 gpf 3/4" Top Spud)	378.00	

HYDRAULIC ACTUATORS


List Price Adders	
-SW Side Wall	\$171.00
-MB Metal Button	138.00
-MBP Metal Button Penal	138.00

AquaVantage® AV Flush Valves, continued

AquaVantage AV Flush Valves – Prison

AV Series include chemical and clog resistant triple filter diaphragm kit, vandal-resistant small push button, high pressure vacuum breaker and sweat solder adapter. For ADA compliance use hydraulic or sensor model flush valves.

FLUSH VALVES FOR PRISON FIXTURES – WATER CLOSET VALVES – 1-1/2" BACK SPUD

	3-3/4" - 12-3/4" 'L' Dim.*	List Price
	Z6601AV-WS1 - Combi	\$276.00
	Z6603AV-WS1 - Combi	276.00
	Z6606AV-WS1 - Closet Exposed	276.00
	Z6611AV-WS1 - Closet Concealed	276.00
	Z6681AV-WS1	307.00

FLUSH VALVE DETOX DRAIN

Z6621AV-WS1	296.00
-------------	--------

FLUSH VALVES FOR PRISON FIXTURES – URINAL VALVES - 3/4" BACK SPUD

Z6609AV-WS1	\$285.00
Z6613AV-WS1	285.00


FLUSH VALVES FOR PRISON FIXTURES – URINAL VALVES - 3/4" TOP SPUD

Z6614AV-WS1	285.00
-------------	--------

AquaVantage AV Hydraulic Prison Flush Valves



Note: MBP (metal button penal) is standard for prison flush valves.

	ZH6603AV-WS1-MBP (For Combi Fixtures)	\$562.00
	ZH6606AV-WS1-MBP (Closet Exposed)	617.00
	ZH6609AV-WS1-MBP (For 1-1/2" S.S. Urinal)	562.00
	ZH6611AV-WS1-MBP (For S.S. Closet)	595.00
	ZH6613AV-WS1-MBP (For 3/4" S.S. Urinal)	562.00
	ZH6614AV-WS1-MBP	575.00
	Actuator Only - PH6000-HYLP-MBP	146.00

Ordering Instructions For Concealed and Prison Flush Valves

When ordering concealed flush valves, 'L' Dim. must be specified.

List Prices

- * – 'L' Dim. equals 2-3/4" plus thickness of wall. **Note:** For combination lavatory/closet fixtures, add one more inch to wall thickness.
- Penal flush valves are furnished with -L small vandal-proof push button as standard.
- For hydraulic application, specify prefix ZH and refer to the Hydraulic section of this price sheet.
- ** – If flush valves are to be used with access panels, order must be noted using Suffix AP after model number. See Z6199 Access Panels for size and price.
- For concealed flush valves, specify -J (handle), -L (small push button), -L3 (3" large push button).
- For 'L' Dim. longer than 12-3/4", add \$7.80 per inch.

AquaVantage AV Foot Pedal Flush Valves

AV Series include chemical and clog resistant triple filter diaphragm kit, cast wall flange with setscrew, vandal-resistant chrome control stop cover, high pressure vacuum breaker and sweat solder kit.



EXPOSED	List Price
Z6300AV-WS1 (Urinal)	\$975.00
Z6310AV-WS1 (Closet)	975.00
Z6320AV-WS1 (Urinal - 3/4")	975.00
CONCEALED	
Z6312AV-WS1	\$909.00
Z6313AV-WS1	909.00
Z6323AV-WS1	909.00

AquaVantage AV Flush Valves For Eastern Style Water Closets






EXPOSED	List Price
Z6096AV-WS1	\$386.00
Z6096AV-WS1-WA	386.00
CONCEALED	
3-3/4" - 12-3/4" 'L' Dim.	
Z6196AV-WS1	\$472.00

Standard flush is 3.5 gallons. Specify -WS1 for 1.6 gallon or -PWS for 2.4 gallons.


Access Panels

Satin finish, stainless steel with vandal-proof screws.

FOR CONCEALED MANUAL FLUSH VALVES

	Z6199-BX12 (12" x 12")	\$290.00
	Z6199-BX15 (15" x 15") (Special Order)	380.00
	Z6199-BX17 (13" x 17") (Special Order)	380.00

FOR CONCEALED SENSOR ZEMS FLUSH VALVES

	ZEMS6199-BX12 (12" x 12")	\$293.00
	ZEMS6199-BX15 (15" x 15")	380.00
	ZEMS6199-BX17 (13" x 17")	507.00
	-OB (Override Button Access Hole)	–

FOR CONCEALED ZEG SENSOR FLUSH VALVES

ZEG6199-BX12 (12" x 12")	\$293.00
ZEG6199-BX15 (15" x 15")	380.00
ZEG6199-BX17 (13" x 17")	507.00

FOR CONCEALED ZER SENSOR FLUSH VALVES

ZERK6199-BX12 (12" x 12")	\$293.00
ZERK6199-BX17 (13" x 17")	380.00

ACCESS PANEL ACCESSORIES

P6199-SC-1 (1" Long Vandal-Proof Screws)	\$4.30
P6199-SC-2 (2" Long Vandal-Proof Screws)	8.50

Zurn Metroflush® Piston-Operated Flush Valves

Supplied with ADA handle standard; control stop with stamped wall flange. Add for solder adapter kit.



EXPOSED FLUSH VALVES FOR WATER CLOSETS – 1-1/2" TOP SPUD



Z6200-HET-YB-YC

	List Price
Z6200-HET-YB-YC (1.28)	\$254.00
Z6200-WS1-YB-YC (1.6)	254.00
Z6200-HET-2-YB-YC (1.28)	292.00
Z6200-2-WS1-YB-YC (1.6)	292.00

EXPOSED FLUSH VALVES FOR WATER CLOSETS – 1-1/2" BACK SPUD



Z6210-WS1-YB-YC

Z6210-HET-YB-YC	\$269.00
Z6210-WS1-YB-YC	269.00

EXPOSED FLUSH VALVES FOR URINALS – 3/4" TOP SPUD



Z6203-WS1-YB-YC

Z6203-EWS-YB-YC	\$254.00
Z6203-WS1-YB-YC	254.00

EXPOSED METROFLUSH PLUS FLUSH VALVES WATER CLOSETS - 1-1/2" TOP SPUD

Z6200PL-WS1	\$254.00
Z6200PL-HET	\$254.00

URINALS - 3/4" TOP SPUD

Z6203PL-WS1	\$254.00
Z6203PL-EWS	254.00

EXPOSED FLUSH VALVES FOR EASTERN CLOSET

Z6296-WS1	\$316.00
Z6296-WA-WS1	345.00

For Accessories and Variations, see Page 36.

For additional information on the Zurn Metroflush Piston Flush Valves, contact your local Zurn Representative or call 1-800-997-3876.

Metroflush equipped with automatic sensor E-Z Flush.



ZER6200-HET-CPM-YB-YC

METROFLUSH WITH E-Z FLUSH CHROME-PLATED METAL COVER

ZER6200-HET-CPM-YB-YC (Closet)	\$1,014.00
ZER6200-WS1-CPM-YB-YC (Closet)	1,014.00
ZER6203-WS1-CPM-YB-YC (Urinal)	1,014.00
ZER6203-EWS-CPM-YB-YC (Urinal)	1,014.00

METROFLUSH WITH E-Z FLUSH CHROME-PLATED, HIGH-IMPACT POLYCARBONATE COVER

ZER6200-HET-CP-YB-YC (Closet)	\$933.00
ZER6200-WS1-CP-YB-YC (Closet)	933.00
ZER6203-WS1-CP-YB-YC (Urinal)	933.00
ZER6203-EWS-CP-YB-YC (Urinal)	933.00

Net Adder to -CP

-CCP Complete Chrome-Plated Plastic

\$20.70

Metroflush equipped with ZEMS automatic sensor motor



EXPOSED SENSOR FLUSH VALVES -IS (Integral Sensor)

CLOSETS



ZEMS6200-WS1-IS-YB-YC

	List Price
ZEMS6200-HET-IS-YB-YC	\$1,047.00
ZEMS6200-WS1-IS-YB-YC	1,047.00

URINALS

ZEMS6203-WS1-IS-YB-YC	1,047.00
ZEMS6203-EWS-IS-YB-YC	1,047.00

EXPOSED SENSOR FLUSH VALVES (In-Wall Sensor)

CLOSETS



ZEMS6200-WS1-YB-YC

	List Price
ZEMS6200-HET-YB-YC	\$1,047.00
ZEMS6200-WS1-YB-YC	1,047.00

URINALS

ZEMS6203-WS1-YB-YC	1,047.00
ZEMS6203-EWS-YB-YC	1,047.00

Accessories/Variations

Suffix	Description	Add/List Price
-ADA	Handicap Handle Flush Valve	\$ N/C
-BG	BioCare Handle	69.00
-DF	Dual Flush Handle	65.00
-E	Straight Stop	38.00
-EWS	0.5 gpf Flush	N/C
-GJ	Ground Joint Tailpiece	20.20
-H	Handle/Front Operation Exposed Flush Valve	34.00
-HET	High Efficiency Toilet 1.28 gpf Water Closet	N/C
-HL	Small Push Button	N/C
-HL3	3" Large Push Button	19.10
-J	Oscillating Handle	N/C
-K	Wheel Handle Stop - CP	26.00
-N	Top Spud Connection for Concealed Valve	138.00
-O10	1" Offset Flush Connection	45.00
-O15	1-1/2" Offset Flush Connection	45.00
-O20	2" Offset Flush Connection	45.00
-ULF	Ultra Low Flush 0.125 gpf Urinal	N/C
-VC	Vandal-Resistant Control Stop Cover	14.90
-VP	Vandal-Resistant Control Stop Screw	7.50
-WS	Water Saving Flush - 3.5 Gal. Closet; 1.5 Gal. Urinal	N/C
-WS1	Low Consumption Flush 1.6 Gal. Closet; 1.0 Gal. Urinal	N/C
-YB	Sweat Solder Kit - Exposed (Each)	12.80
-YBA	Sweat Solder Kit - Concealed (Each)	7.50
-YC	Cast Wall Flange (Each)	22.80
-YE	Cover Tube and Adapter for -YB Kit	16.00
-YG	Extended Bumper on Control Stop	16.00
-YH	One Wall Bumper	36.00
-YI	Two Wall Bumpers	59.00
-YJ	Split Ring Pipe Support - 5" C to E	59.00
-YJ8	- 8" C to E	68.00
-YJ12	- 12" C to E	94.00
-YK	Solid Ring Pipe Support - 5" C to E	59.00
-YK8	- 8" C to E	68.00
-YK12	- 12" C to E	94.00
-YL	Solid Ring Pipe Support with Bumper 5" C to E (Add \$3.80 per inch over 5")	66.00
-YO	Bumper on Control Stop	N/C

Note: When ordering flush valve accessories separately, refer to pages 44-64 for product number and pricing.

Exposed and Concealed Retrofit X-Bodies

For Zurn and Royal/Regal Installations

-X Body = Flush valve body with internals kit, less control stop and flush connection. Sensor -X bodies do not include sensor unit or component parts.

CLOSETS	List Price
Z6000AV-HET-X	\$182.00
Z6000AV-WS1-X	182.00
Z6100AV-HET-X	182.00
Z6100AV-WS1-X	182.00
ZH6000AV-WS1-X	395.00
ZH6100AV-WS1-X	395.00
ZEMS6000AV-HET-IS-X	637.00
ZEMS6000AV-WS1-IS-X	637.00
ZEMS6000AV-HET-X	637.00
ZEMS6000AV-WS1-X	637.00
ZEMS6100AV-HET-X	637.00
ZEMS6100AV-WS1-X	637.00

URINALS	List Price
Z6001AV-WS1-X (1-1/4")	\$182.00
Z6003AV-EWS-X (3/4")	182.00
Z6003AV-ULF-X (3/4")	182.00
Z6003AV-WS1-X	182.00
ZH6003AV-EWS-X	395.00
ZH6003AV-ULF-X	706.00
ZH6003AV-WS1-X	706.00
ZEMS6001AV-WS1-IS-X	637.00
ZEMS6003AV-EWS-IS-X	637.00
ZEMS6003AV-ULF-IS-X	637.00
ZEMS6003AV-WS1-IS-X	637.00

To retrofit to ground joint control stop, use appropriate Z-X body and P6000-J10 ground joint adapter. \$25.20 list.

Special Items

Prices On Special Items	Unit	List Price/ Add Extra
'L' Dimension Over 12-3/4"	Per Inch	\$ 8.50
Inlet Tail Longer Than 2-1/16 Std.	Per Inch	3.20
Outlet Longer Than Standard	Per Inch	3.20
17-Gage Outlet	Per Inch	4.20
P6000-YB-CVR7 - 1" x 6" Cover Tubing	Each	24.50
P6003-YB-CVR7 - 3/4" x 6" Cover Tubing	Each	24.50
Cover Tubing Over 7" Long	Per Inch	7.50
P6000-YB-CVR36 - 1" x 36" Cover Tubing	Each	109.00
P6003-YB-CVR36 - 3/4" x 36" Cover Tubing	Each	109.00
Exposed Flush Valve Body and Control Stop Less Flush Connection, Suffix -Z	Each	218.00
Exposed Flush Valve Body and Flush Connection Less Control Stop, Suffix -Y	Each	218.00
Fittings Only for -TP Flush Tube	Each	47.00
P6000-J10 Ground Joint Adapter	Each	47.00
Vandal-Proof Wrench for -VC Cover	Each	3.20

Zurn/Sloan® Flush Valve Cross Reference Guides

Exposed Flush Valves

Zurn AquaVantage®	Sloan Royal®
Z6000AV	Royal 110
Z6000AV-WS1	Royal 111
Z6000AV-1	Royal 113
Z6014AV	Royal 114
Z6000AV-2	Royal 115
Z6000AV-3	Royal 116
Z6017AV	Royal 117
Z6010AV	Royal 120
Z6010AV-1	Royal 121
Z6010AV-2	Royal 122
Z6099AV	110-YC-RM14266
Z6001AV	Royal 180
Z6001AV-WS1	Royal 180-1
Z6081AV	Royal 181
Z6003AV	Royal 186
Z6003AV-WS1	Royal 186-1
Z6003AV-20	Royal 186-11
Z6087AV	Royal 187
Z6089AV	Royal 189

Concealed Flush Valves

Zurn AquaVantage®	Sloan Royal®
Z6140AV	Royal 140
Z6142AV	Royal 142
Z6143AV	Royal 143
Z6144AV	Royal 144
Z6150AV	Royal 150
Z6152AV	Royal 152
Z6153AV	Royal 153
Z6154AV	Royal 154
Z6155AV	Royal 155
Z6199-BX12	Royal B/P-24508
Z6190AV	Royal 190
Z6192AV	Royal 192
Z6192AV	Royal 6192
Z6195AV	Royal 195
Z6195AV-20	Royal 195-11
Z6197AV	Royal 197

Hydraulic Flush Valves

Zurn AquaVantage®	Sloan Royal®
ZH6000AV	Royal 910
ZH6017AV	Royal 917
ZH6010AV	Royal 920
ZH6000AV-BWN	Royal 9000
ZH6001AV	Royal 980
ZH6003AV	Royal 986
ZH6003AV-20	Royal 986-11
ZH6140AV	Royal 940
ZH6142AV	Royal 942
ZH6150AV	Royal 950
ZH6152AV	Royal 952
ZH6190AV	Royal 990
ZH6195AV	Royal 995
ZH6195AV-11	Royal 995-11

Bedpan Washers

Zurn AquaVantage®	Sloan Royal®
Z6000AV-BWN	Royal BPW-1100
Z6000AV-BWN1	Royal BPW-1000
Z6010AV-BWN	Royal BPW-1110
Z6010AV-BWN1	Royal BPW-1010
Z6011AV-BWN	Royal BPW-1150
Z6020AV-BWN	Royal BPW-1020
Z6040AV-BWN	Royal BPW-1040
Z6000AV-TP	110-VBF-72-A1-9-1/2
Z6000AV-1-TP	110-VBF-72-A1-13-1/2
Z6000AV-2-TP	110-VBF-72-A1-21-1/2
Z6000AV-3-TP	110-VBF-72-A1-24 -1/2

Foot Pedal Valves

Zurn AquaVantage®	Sloan Royal®
Z6310AV	Royal 310
Z6300AV	Royal 300
Z6320AV	Royal 320

Bedpan Washers with Deoseptic Bottle

Zurn AquaVantage®	Sloan Royal®
Z6000AV-BWND	BPW 1105 w/DEOSEPTIC
Z6010AV-BWN1D	BPW 1015 w/DEOSEPTIC
Z6010AV-BWND	BPW 1115 w/DEOSEPTIC
Z6011AV-BWND	BPW 1155 w/DEOSEPTIC
Z6020AV-BWND	BPW 1025 w/DEOSEPTIC
Z6040AV-BWND	BPW 1045 w/DEOSEPTIC
ZH6000AV-BWN1D	BPW 9005 w/DEOSEPTIC
Z6000-DVN1D	DV 105
Z6010-DVN1D	DV 105R
Z6000-DVND	DV 115
Z6010-DVND	DV 115R
Z6011-DVND	DV 125
Z6010-DVND-LO	DV 125R
Z6000-DVN1D-020	DV 135

Penal Flush Valves

Zurn AquaVantage®	Sloan Royal®
Z6601AV	Royal 601
Z6602AV	Royal 602
Z6603AV	Royal 603
Z6605AV	Royal 605
Z6606AV	Royal 606
Z6609AV	Royal 609
Z6610AV	Royal 610
Z6611AV	Royal 611
Z6613AV	Royal 613
Z6614AV	Royal 614
Z6615AV	Royal 615
Z6616AV	Royal 616
Z6621AV	Royal 621
Z6681AV	Royal 681

Sensor Electronic Flush Valves

Zurn AquaVantage®	Sloan®
ZEMS6000AV-IS	Royal 110ES-S
ZEMS6000AV-WS1-IS	Royal 111ES-S
ZEMS6001AV-IS	Royal 180ES-S
ZEMS6003AV-IS	Royal 186ES-S
ZEMS6003AV-WS1-IS	Royal 186-1ES-S
ZEMS6140AV	Royal 140ES-S
ZEMS6142AV	Royal 142ES-S
ZEMS6152AV	Royal 152ES-S
ZEMS6190AV	Royal 190ES-S
ZEMS6195AV	Royal 195ES-S

Sensor Battery Flush Valves

Zurn AquaVantage®	Sloan®
ZER6000AV-CPM	Royal 8110-MC
ZER6000AV-WS1-CPM	Royal 8111-MC
ZER6000AV-2-CPM	Royal 8115-MC
ZER6000AV-3-CPM	Royal 8116-MC
ZER6000AV-BWN-CPM	Royal BPW-8000-MC
ZER6000AV-CP	Royal 8110
ZER6000AV-WS1-CP	Royal 8111
ZER6000AV-2-CP	Royal 8115
ZER6000AV-3-CP	Royal 8116
ZER6000AV-BWN-CP	Royal BPW-8000

Sensor Battery Operated Kits

Zurn®	Sloan®
ZERK-CPM	RESS-CR-4.5C-MC
ZERK-CPM	RESS-CF-3.5C-MC
ZERK-CPM	RESS-CF-1.6C-MC
ZERK-CPM	RESS-3.0U-MC
ZERK-CPM	RESS-1.5U-MC
ZERK-CPM	RESS-1.0U-MC
ZERK-CP	RESS-CR-4.5C-MC
ZERK-CP	RESS-CF-3.5C-MC
ZERK-CP	RESS-CF-1.6C-MC
ZERK-CP	RESS-3.0U-MC
ZERK-CP	RESS-1.5U-MC
ZERK-CP	RESS-1.0U-MC

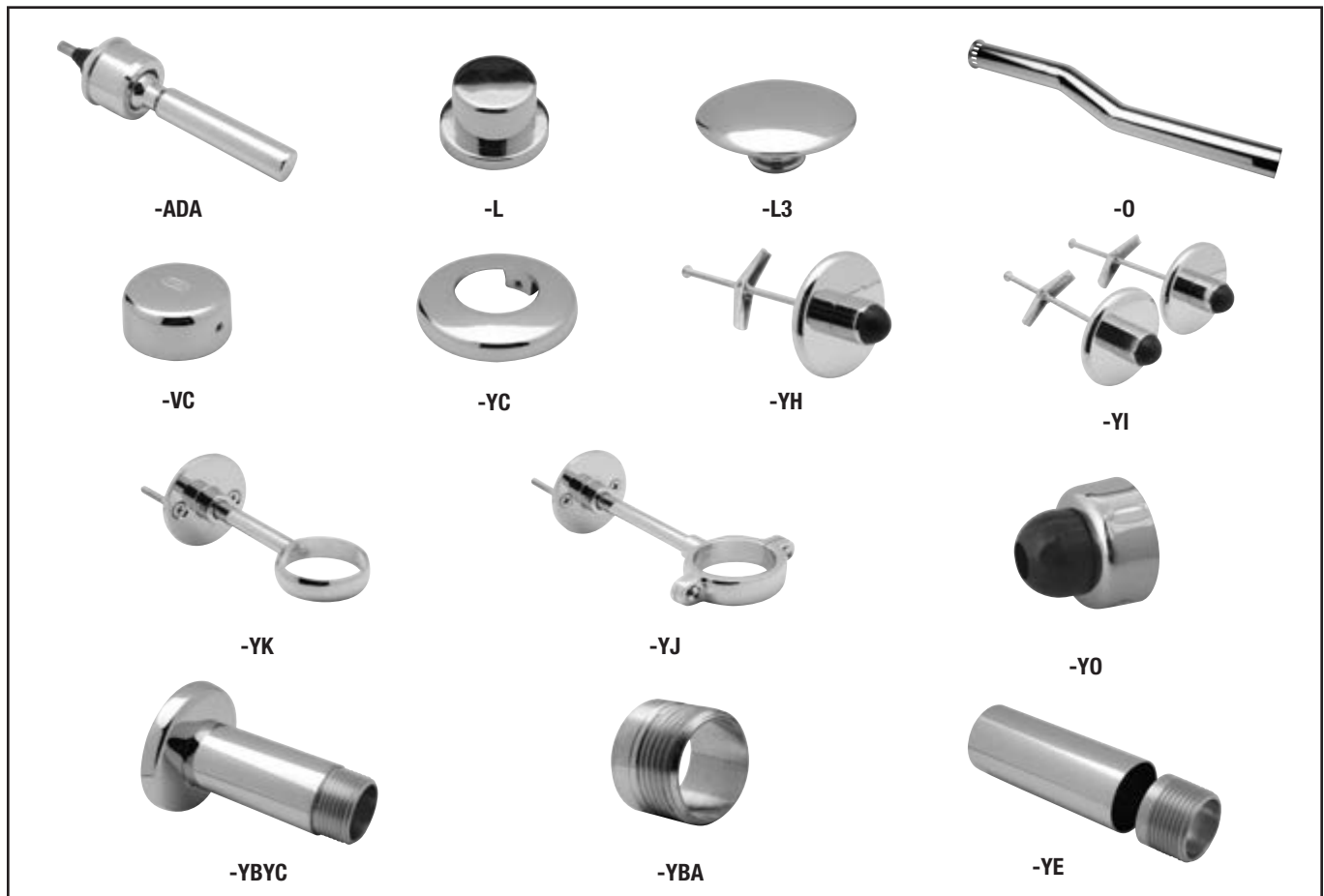
With Retrofit Kits

Zurn AquaVantage®	Sloan Royal®
ZR6001AV	Royal 8180-MC
ZR6001AV-WS1	Royal 8180-1.0-MC
ZR6003AV	Royal 8186-MC
ZR6003AV-WS1	Royal 8186-1-MC
ZR6000AV	Royal 8110-MC
ZR6000AV-WS1	Royal 8111-MC
ZR6000AV-2	Royal 8115-MC
ZR6000AV-3	Royal 8116-MC
ZR6000AV-BWN	Royal BPW-8000-MC

AquaVantage® and Aquaflush® Accessories and Variations

Suffix	Description
-A	Inlet on right side of flush valve
-ADA	Low force/ADA compliant handle
-DF	Dual flush handle assembly
-B	Inlet on back of flush valve
-BG	BioCare antimicrobial coated ADA handle
-C	Inlet on left hand side of flush valve
-D1	1" Angle stop
-D3	3/4" Angle stop
-E	1" Straight stop
-EWS	Extra water saving flush – 0.5 gallon for urinals
-F	Screwdriver stop
-FF	Full flow flush – 4.5 gallon for water closet; 3.0 gallon for urinals
-G	Handle on left side of flush valve
-H	Handle on front of flush valve
-HET	High efficiency toilet – 1.28 gallon for water closets
-I	Handle on right side of flush valve
-J	Metal oscillating handle
-K	Wheel handle stop
-L	1" [25mm] Push button
-L3	3" [76mm] Push button
-M	Casing kit for supply pipe – specify length
-N	Top spud connection for concealed flush valve
-O10	1" Offset flush connection
-O15	1-1/2" Offset flush connection

Suffix	Description
-O20	2" Offset flush connection
-P	Elbow flush connection for back spud closet
-PWS	2.4 gallon flush
-R	1-1/4" Female I.P. union outlet
-S	2" x 1-1/2" Spud reducer
-T	1-1/2" Flush connection
-U	1-1/4" Flush connection
-ULF	Ultra low flush – 0.125 gallon for urinals
-V	1" O.D. flush connection
-VC	Vandal-resistant control stop cover
-W	3/4" O.D. flush connection
-WS	Water saving flush – 3.5 gallon for water closets; 1.5 gallon for urinals
-WS1	Low consumption flush – 1.6 gallon for water closets; 1.0 gallon for urinals
-X	Valve body only with internals (Ex: Z6003-X)
-YB	Sweat solder kit
-YC	Cast wall flange
-YE	Cover Tube and Adapter for -YB Kit
-YH	One wall bumper
-YI	Two wall bumpers
-YJ	Split ring pipe support
-YK	Solid ring pipe support
-YO	Bumper on angle stop



Comparison Suffix List

Zurn	Sloan	Zurn Description
A	A	Inlet on right side of flush valve (standard)
ADA		Low force handicap handle
B	B	Inlet on back of flush valve
BC		Satin brushed chrome
BG	BG	BioCare coating
BW		Bedpan washer with flush valve
C	C	Inlet on left hand side of flush valve
CP		Chrome plastic E-Z Flush
CPM		Chrome metal E-Z Flush
D1		1" Angle stop
D3		3/4" Angle stop
DV		Bedpan diverter valve only
E	E	1" Straight stop
EWS		0.5 Extra water saver
F	F	Screwdriver stop
FW	FW	Hydraulic actuation on fixture wall
G	G	Handle on left side of flush valve
H	H	Handle on front of flush valve
HW6		6VDC hard wire power converter
I	I	Handle on right side of flush valve
J	J	Metal oscillating handle
K	K	Wheel handle stop
L	L	1" Push button
L3	L3	3" Push button
M	M	Casing kit for supply pipe – specify length, 7" std.
MB	MBFW	Hydraulic actuation metal button fixture wall
MBP		Hydraulic actuation metal button for penal application
MJ		Mini junction box
N		Top spud connection for concealed flush valves
O	O	Offset flush connection (specify 1", 1-1/2", 2" offset)
OB		Override button
P	P	Elbow flush connection for back spud closet
PB		Decorative brass finish
PC6		6VDC plug in power converter
R	R	1-1/4" Female I.P. union outlet
S	S	2" x 1-1/2" Spud reducer
SW	SW	Hydraulic actuation on side wall
T	T	1-1/2" Flush connection
TP		Trap primer connection (-TPE Trap Primer Elbow for Concealed Valve)
U	U	1-1/4" Flush connection
VC		Vandal-resistant control stop cover
VP		Vandal-resistant control stop screw
W	W	3/4" O.D. flush connection
WS	-3	3 Gallon closet flush valve
WS1	-1	1 Gallon urinal flush valve for low consumption urinals
WS1		1.6 Gallon closet flush valve for low consumption water closet
X		Valve body only with internals (Ex. Z6003-X)
Y		Flush valve less control stop
YA	YA	Nickel silver handle
YB	YB	Sweat solder kit
YC	YC	Cast wall flange
YCB		Cast brass wall flange
YG	YG	Extended bumper on control stop
YH	YH	One wall bumper
YI	YI	Two wall bumpers
YJ	YJ	Split ring pipe support
YK	YK	Solid ring pipe support
YL	YL	Solid ring pipe support with bumper
YO	YO	Bumper on angle stop
Z		Flush valve less flush connection
-20	-11	Extended flush for washdown urinal

Sensor Flush
Valves and Faucets

Manual Flush Valves

Aquaparts® Parts
and Assemblies

AquaSpec®
Commercial Faucets

Temp-Gard®
Products

Tubular Brass
Plumbing Products


Commercial Fixtures

Aquaflush® Plus PL Flush Valves


PL series include chemical and clog resistant diaphragm, ADA handle, cast wall flange with setscrew, vandal-resistant control stop cover, high pressure vacuum breaker, and sweat solder kit.

For optional triple-filtered diaphragm, use suffix -TFB. Add \$9.40 list.

Exposed Flush Valves for Water Closets


	List Price
 Z6000PL-HET	\$248.00
Z6000PL-WS1	248.00
Z6000PL-WS1-DF (1.1/1.6)	318.00
Z6000PL-1-HET	258.00
Z6000PL-1-WS1	258.00
Z6000PL-2-HET	261.00
Z6000PL-2-WS1	261.00
Z6000PL-3-HET	267.00
Z6000PL-3-WS1	267.00

Z6000PL-HET


 Z6010PL-WS1	276.00
Z6010PL-WS1	265.00

Z6010PL-WS1

Exposed Flush Valves for Urinals


 Z6001PL-WS1 (1-1/4")	248.00
---	--------

Z6001PL-WS1

 Z6003PL-EWS (3/4")	248.00
Z6003PL-WS1 (3/4")	248.00
Z6003PL-ULF (3/4")	248.00


Z6003PL-WS1

Exposed Flush Valves for Service Sinks

 Z6017PL-WS1	\$254.00
Z6017PL-WS1-H	252.00
Z6017PL-WS1-H-010	327.00
Z6017PL-WS1-H-015	307.00
Z6017PL-WS1-H-020	307.00

Z6017PL-WS1

Aquaflush Plus Hydraulic Flush Valves

CLOSETS	List Price
 ZH6000PL-HET	\$582.00
ZH6000PL-WS1	582.00
ZH6150PL	336.00

ZH6000PL-WS1


URINALS	List Price
ZH6001PL-WS1	582.00
ZH6003PL-EWS	582.00
ZH6003PL-WS1	582.00
ZH6003PL-ULF	582.00

HYDRAULIC ACTUATORS

List Price Adders

-SW Side Wall	\$171.00
-MB Metal Button	138.00
-MBP Metal Button Penal	138.00
Optional ZP-50 Wall Plate for Push Button	59.00

Aquaflush Plus Flush Valve with Trap Primer

 Z6000PL-WS1-TP	\$346.00
Z6000PL-WS1-TP-YK	402.00

Z6000PL-WS1-TP

Aquaflush Plus Flush Valves with Bedpan Diverter Valves

Z6000PL-HET-BWN	\$805.00
Z6000PL-WS1-BWN	805.00
Z6000PL-HET-BWN1	805.00
Z6000PL-WS1-BWN1	805.00

Aquaflush® Plus PL Flush Valves, *continued*

Aquaflush Plus ZER Flush Valves with E-Z Flush Chrome-Plated Metal Cover



ZER6000PL-HET-CPM

CLOSETS		List Price
ZER6000PL-HET-CPM		\$1,059.00
ZER6000PL-WS1-CPM		1,059.00
URINALS		
ZER6003PL-WS1-CPM		\$1,059.00
ZER6003PL-EWS-CPM		1,059.00
ZER6003PL-ULF-CPM		1,059.00

Aquaflush Plus ZER Sensor Flush Valves with E-Z Flush Chrome-Plated High-Impact Polycarbonate Cover



ZER6000PL-HET-CP

CLOSETS		List Price
ZER6000PL-HET-CP		\$987.00
ZER6000PL-WS1-CP		987.00
URINALS		
ZER6001PL-WS1-CP		\$987.00
ZER6003PL-WS1-CP		987.00
ZER6003PL-EWS-CP		987.00
ZER6003PL-ULF-CP		987.00

List Adder to -CP
\$20.70

-CCP Complete Chrome-Plated Plastic

Aquaflush Plus ZEMS Exposed Sensor Flush Valves - Hardwired

EXPOSED SENSOR FLUSH VALVES (INTEGRAL SENSOR)



ZEMS6000PL-HET-IS

CLOSETS		List Price
ZEMS6000PL-HET-IS		\$896.00
ZEMS6000PL-WS1-IS		896.00
URINALS		
ZEMS6001PL-WS1-IS		\$896.00
ZEMS6003PL-EWS-IS		896.00
ZEMS6003PL-WS1-IS		896.00
ZEMS6003PL-ULF-IS		896.00

EXPOSED SENSOR FLUSH VALVES (IN WALL SENSOR)



ZEMS6000PL-WS1

CLOSETS		List Price
ZEMS6000PL-HET		\$896.00
ZEMS6000PL-WS1		896.00
URINALS		
ZEMS6003PL-EWS		896.00
ZEMS6003PL-WS1		896.00
ZEMS6003PL-ULF		896.00

Sensor Flush
Valves and Faucets

Manual Flush Valves

Aquaparts® Parts
and Assemblies

AquaSpec®
Commercial Faucets

Temp-Gard®
Products

Tubular Brass
Plumbing Products

Commercial Fixtures

Aquaflush® Flush Valves – Z6000 Series

Supplied with ADA handle and standard control stop cover with stamped wall flange and chemical resistant diaphragm kit.

Exposed Flush Valves For Water Closets

	List Price
Z6000-WS1-YB-YC	\$254.00
Z6000-1-WS1-YB-YC	263.00
Z6014-YB-YC	282.00
Z6000-2-WS1-YB-YC	267.00
Z6000-3-WS1-YB-YC	266.00
Z6017-YB-YC	260.00
Z6010-WS1-YB-YC	271.00
Z6010-1-WS1-YB-YC	282.00
Z6010-2-WS1-YB-YC	285.00



Z6000

Exposed Flush Valves For Urinals

Z6001-WS1-YB-YC	\$254.00
Z6003-WS1-YB-YC	\$254.00
Z6003-EWS-YB-YC	254.00



Z6001



Z6003

Closet Concealed Flush Valves*

3-3/4" - 12-3/4" 'L' Dim.	List Price
Z6140-WS1-YB	\$332.00
Z6142-WS1-YB (Top Spud)	375.00
Z6143-WS1-YB	281.00
Z6144-WS1-YB	281.00
Z6150-WS1-YB	281.00
Z6152-WS1-YB	281.00
Z6153-WS1-YB	353.00
Z6154-WS1-YB	332.00
Z6155-WS1-YB (Top Spud)	332.00



Z6140

Urinal Concealed Flush Valves*

3-3/4" - 12-3/4" 'L' Dim.	List Price
Z6190-WS1-YB	\$273.00
Z6195-WS1-YB	273.00
Z6197-WS1-YB (Top Spud)	323.00



Z6190

Prison Concealed Flush Valves – Closets*

3-3/4" - 12-3/4" 'L' Dim.	List Price
Z6601-WS1-YB	\$286.00
Z6603-WS1-YB	286.00
Z6611-WS1-YB (Closet)	286.00



Z6601

Prison Concealed Flush Valves – Urinals*

3-3/4" - 12-3/4" 'L' Dim.	List Price
Z6609-WS1-YB (1-1/4")	\$286.00
Z6613-WS1-YB (3/4")	286.00



Z6609

*For ADA compliance use hydraulic, sensor model, or handle actuated concealed flush valve.

Aquaflush® Flush Valves – Z6000 Series, continued

Hydraulic Prison Concealed Flush Valves



Note: Price includes push button actuator -MBP.

3-3/4" - 12-3/4" 'L' Dim.	List Price
ZH6603-WS1-MBP-YB (Closet)	\$392.00
ZH6611-WS1-MBP-YB (Closet)	392.00
ZH6609-WS1-MBP-YB (1-1/2" Urinal)	392.00
ZH6613-WS1-MBP-YB (3/4" Urinal)	392.00



ZH6611AV

Hydraulic Exposed Flush Valves For China Fixtures



Note: Price includes push button actuator.

3-3/4" - 12-3/4" 'L' Dim.	List Price
ZH6000-WS1-YB-YC (Closet)	\$719.00
ZH6003-WS1-YB-YC (Urinal)	719.00

Hydraulic Concealed Flush Valves For China Fixtures



Note: Price includes push button actuator.

CLOSETS 3-3/4" - 12-3/4" 'L' Dim.	List Price
ZH6140-WS1-YB	\$381.00
ZH6142-WS1-YB (Top Spud)	433.00
ZH6150-WS1-YB (For Floor Drains)	381.00
ZH6152-WS1-YB	381.00



ZH6140AV

URINALS 3-3/4" - 12-3/4" 'L' Dim.

ZH6190-WS1-FW-YB (1-1/4")	\$349.00
ZH6195-WS1-FW-YB (3/4")	349.00
ZH6197-WS1-FW-YB	494.00

Bedpan Washer Flush Valves



Note: ADA compliance 26-1/2" max. rough-in from top of fixture.

	List Price
Z6000-WS1-BWN-YB-YC (26-1/2" Rough-In)	\$789.00
Z6000-WS1-BWN1-YB-YC (34-3/8" Rough-In)	789.00
Z6000-WS1-BWN-HL3-YB-YC	789.00
Z6010-WS1-BWN-YB-YC (26-1/2" Rough-In)	874.00
Z6010-WS1-BWN1-YB-YC (34-3/8" Rough-In)	874.00
Z6011-WS1-BWN-YB-YC – For Use With Grab Bar (26-1/2" Rough-In)	835.00

Hydraulic Bedpan Washer Flush Valves



Note: Price includes push button actuator.

ZH6000-BWN-YB-YC (26-1/2" Rough-In)	\$1,103.00
ZH6011-BWN-YB-YC (26-1/2" Rough-In)	1,103.00

For -SW side wall actuation add \$53.50 list.

Flush Valves with Trap Primer



Z6000-WS1-TP-YB-YC (11-1/2" Rough-In)	\$364.00
Z6000-1-WS1-TP-YB-YC (16" Rough-In)	378.00
Z6000-2-WS1-TP-YB-YC (24" Rough-In)	388.00

ZER Sensor Flush Valves with E-Z Flush Chrome-Plated Metal Cover - Battery Powered



ZER6000-CPM-YB-YC

CLOSETS	List Price
ZER6000-WS1-CPM-YB-YC	\$1,059.00
URINALS	
ZER6000-WS1-CPM-YB-YC	\$1,059.00
ZER6003-WS1-CPM-YB-YC	1,059.00
ZER6003-EWS-CPM-YB-YC	1,059.00

ZER Sensor Flush Valves with E-Z Flush Chrome-Plated High-Impact Polycarbonate Cover - Battery Powered



ZER6000-CP-YB-YC

CLOSETS	List Price
ZER6000-WS1-CP-YB-YC	\$1,009.00
URINALS	
ZER6001-WS1-CP-YB-YC	1,009.00
ZER6003-WS1-CP-YB-YC	1,009.00
ZER6003-EWS-CP-YB-YC	1,009.00

List Adder to -CP

-CCP Complete Chrome-Plated Plastic

\$20.70

ZEMS Exposed Sensor Flush Valves - Hardwired

EXPOSED SENSOR FLUSH VALVES (INTEGRAL SENSOR)



ZEMS6000-WS1-IS-YB-YC

CLOSETS	List Price
ZEMS6000-WS1-IS-YB-YC	\$985.00
URINALS	
ZEMS6001-WS1-IS-YB-YC	985.00
ZEMS6003-WS1-IS-YB-YC	985.00
ZEMS6003-EWS-IS-YB-YC	985.00

EXPOSED SENSOR FLUSH VALVES (IN WALL SENSOR)



ZEMS600-WS1-YB-YC

CLOSETS	List Price
ZEMS6000-WS1-YB-YC	\$985.00
URINALS	
ZEMS6001-WS1-YB-YC	985.00
ZEMS6003-WS1-YB-YC	985.00
ZEMS6003-EWS-YB-YC	985.00

Zurn/Sloan® Flush Valve Cross Reference Guides

Retrofit Kits

Zurn®	Sloan®
ZRK-C-4.5	RESS-G2-C-ROYAL
ZRK-C-3.5	RESS-G2-C-ROYAL
ZRK-C-1.6	RESS-G2-C-ROYAL
ZRK-U-3.0	RESS-G2-U-ROYAL
ZRK-U-1.5	RESS-G2-U-ROYAL
ZRK-U-1.0	RESS-G2-U-ROYAL

Flush Valves

Zurn Aquaflush Plus®	Sloan Regal Pro®
Z6000PL	Sloan 110
Z6000PL-YK	Sloan 110-YK
Z6000PL-WS1	Sloan 111
Z6000PL-1	Sloan 113
Z6000PL-1-WS1	Sloan 113-1.6
Z6014PL	Sloan 114
Z6014PL-WS1	Sloan 114-1.6
Z6000PL-2	Sloan 115
Z6000PL-2-WS1	Sloan 115-1.6
Z6000PL-3	Sloan 116
Z6000PL-3-WS1	Sloan 116-1.6
Z6010PL	Sloan 120
Z6010PL-WS1	Sloan 120-1.6
Z6001PL	Sloan 180
Z6001PL-YK	Sloan 180-YK
Z6001PL-WS1	Sloan 180-1
Z6001PL-WS	Sloan 180-1.5
Z6003PL	Sloan 186
Z6003PL-EWS	Sloan 186-0.5
Z6003PL-WS1	Sloan 186-1
Z6017PL	Sloan 117
Z6017PL-H	Sloan 117-H
Z6017PL-H-010	Sloan 117-H-010
Z6017PL-H-015	Sloan 117-H-015
Z6017PL-H-020	Sloan 117-H-020
ZH6000PL	Sloan 910
ZH6000-PL-WS1	Sloan 910-1.6
ZH6150PL	Sloan 950
ZH6001PL	Sloan 980
ZH6001PL-WS1	Sloan 980-1
ZH6001PL-WS	Sloan 980-1.5
ZH6003PL	Sloan 986
ZH6003PL-EWS	Sloan 986-0.5
ZH6003PL-WS1	Sloan 986-1
Z6000PL-TP	Sloan 111-TP
Z6000PL-TP-YK	Sloan 110-TP-YK

Flush Valves

Zurn Aquaflush®	Sloan Regal®
Z6000	Regal 110
Z6000-YB-YC	Regal 110XL
Z6000-WS1	Regal 111
Z6000-WS1-YB-YC	Regal 111XL
Z6014	Regal 114
Z6000-2	Regal 115
Z6000-2-YB-YC	Regal 115XL
Z6000-3	Regal 116
Z6000-3-YB-YC	Regal 116XL
Z6017	Regal 117
Z6010	Regal 120
Z6010-YB-YC	Regal 120XL
Z6010-1	Regal 121
Z6010-1-YB-YC	Regal 121XL
Z6010-2	Regal 122
Z6010-2-YB-YC	Regal 122XL
Z6001	Regal 180
Z6001-YB-YC	Regal 180XL
Z6001-WS1	Regal 180-1
Z6001-WS1-YB-YC	Regal 180-1XL
Z6003	Regal 186
Z6003-YB-YC	Regal 186XL
Z6003-WS1	Regal 186-1
Z6003-WS1-YB-YC	Regal 186-1XL
Z6081	Regal 181
Z6087	Regal 187
Z6089	Regal 189
Z6140	Regal 140
Z6140-YB	Regal 140YB
Z6142	Regal 142
Z6142-YB	Regal 142YB
Z6143	Regal 143
Z6143-YB	Regal 143YB
Z6144	Regal 144
Z6144-YB	Regal 144YB
Z6150	Regal 150
Z6150-YB	Regal 150YB
Z6152	Regal 152
Z6152-YB	Regal 152YB
Z6154	Regal 154
Z6154-YB	Regal 154YB
Z6155	Regal 155
Z6155-YB	Regal 155YB
Z6190	Regal 190
Z6190-YB	Regal 190YB
Z6192	Regal 192
Z6195	Regal 195
Z6195-YB	Regal 195YB
Z6197	Regal 197

Hydraulic Valves

Zurn Aquaflush®	Sloan Regal®
ZH6603	Regal 9603
ZH6609	Regal 9609
ZH6613	Regal 9613
ZH6000	Regal 910
ZH6017	Regal 917
ZH6010	Regal 920
ZH6000-BWN	Regal BPW-9000
ZH6001	Regal 980
ZH6003	Regal 986
ZH6140	Regal 940
ZH6142	Regal 942
ZH6150	Regal 950
ZH6152	Regal 952
ZH6190	Regal 990
ZH6195	Regal 995

Penal Flush Valves

Zurn Aquaflush®	Sloan Regal®
Z6601	Regal 601
Z6601-YB	Regal 601YB
Z6603	Regal 603
Z6603-YB	Regal 603YB
Z6606	Regal 606
Z6606-YB-YC	Regal 606XL
Z6609	Regal 609
Z6609-YB	Regal 609YB
Z6610	Regal 610
Z6610-YB-YC	Regal 610YB
Z6611	Regal 611
Z6611-YB	Regal 611YB
Z6613	Regal 613
Z6613-YB	Regal 613YB
Z6614	Regal 614
Z6614-YB-YC	Regal 614XL
Z6615	Regal 615
Z6615-YB	Regal 615YB
Z6616	Regal 616
Z6616-YB	Regal 616YB
Z6681	Regal 681

Bedpan Washer Flush Valves

Zurn Aquaflush®	Sloan Regal®
Z6000-BWN	BPW 1000
Z6000-BWN-YB-YC	BPW 1000XL
Z6010-BWN	BPW 1010
Z6011-BWN	BPW 1150
Z6020-BWN	BPW 1020
Z6030-BWN	BPW 1030
Z6040-BWN	BPW 1040
ZH6000-BWN-FW	BPW 9000



Commercial Brass
Aquaparts® Parts and Assemblies



Aquaparts® Parts and Assemblies Table of Contents

Repair Parts and Repair Kits		45
A	Flush Tubes with Vacuum Breaker for AquaVantage® and Aquaflush® Flush Valves	45
B	Vacuum Breaker Repair Kits for AquaVantage® and Aquaflush®	46
C,D	Control Stop Kits for AquaVantage® and Aquaflush®	46
E	Internal Kits and Assemblies - AquaVantage® Diaphragm Kits	47
G,H	Wall Flanges, Spud Connections, and Couplings for AquaVantage® and Aquaflush®	48
J,K	Tailpiece Extensions and Coupling Nut Assemblies for AquaVantage® and Aquaflush®	49
L,M	Valve Caps and Handle Parts for AquaVantage® and Aquaflush® Exposed Flush Valves	50
METRO	Metroflush® Flush Valve Parts	50
N	Concealed Valve Actuator Assemblies and Repair Parts for AquaVantage® and Aquaflush®	51
P	Diverter Parts for Bedpan Washers	53
TPO	Trap Primer Parts for AquaVantage® and Aquaflush® Valves	53
Q	Miscellaneous Flush Connections and Elbows for AquaVantage® and Aquaflush® Concealed Valves	54
	Miscellaneous Valve Parts and Accessories	55
	E-Z Flush®/Optima Plus Change Out Kits	55
	Handle/Optima Plus Change-Out Kits	56
ZH	Hydraulic Series Flush Valve Repair Kits and Parts for AquaVantage® and Aquaflush® Valves	56
ZEMS	AquaSense® ZEMS Electronic Sensor Replacement Parts	57
ZR	AquaSense® RetroFlush® Battery Sensor Replacement Parts	58
ZERK	AquaSense® E-Z Flush Battery Sensor Replacement Parts	58
ZTS	EcoVantage® Battery Sensor Flush Valves – ZTS Series	59
ZTR	EcoVantage® Battery Sensor Flush Valves – ZTR Series	59
	Z5795 Waterfree Urinal Parts	59
ZEG	EcoVantage® Pint Urinal Parts	60
ZGEN	EcoVantage® ZGEN Parts	60
ZEF	AquaSense® Electronic Sensor-Operated Faucets	61
ZBF	AquaSense® E-Z Sensor-Operated Faucets Replacement Parts	62
	Miscellaneous Sensor-Operated Faucet Parts	64

Zurn/Sloan Comparison Guide	65
Product/Parts Exploded Views with Identification	68
AquaVantage® AV Flush Valves	68
AquaVantage® and Aquaflush® Concealed Replacement Parts	69
Aquaflush® Flush Valves	70
AquaVantage® and Aquaflush® Hydraulic-Operated Replacement Parts	71
Metroflush® Replacement Parts	72
Bedpan Washer (New Style) Replacement Parts	73
ZGEN6200EV HydroVantage™ Electronics	74
ZGEN6200EV HydroVantage™ Valve Replacement Parts	75
ZTR6200EV Series Replacement Parts	76
ZEMS-IS Series Replacement Parts	77
ZEMS Closet Series Replacement Parts	78
ZEMS Urinal Valve Replacement Parts	79
ZEG6003EV EcoVantage® Generation II Pint Urinal Replacement Parts	80
E-Z Flush® Replacement Parts	81
RetroFlush® Replacement Parts	82
ZEG6003AV EcoVantage® Pint Replacement Parts	83
Z5795 Waterfree Urinal Replacement Parts	84
AquaSense® E-Z Sensor Faucet Series Z6930-XL Replacement Parts	85
AquaSense® E-Z Sensor Faucet Series Z6913-XL and Z6915-XL Replacement Parts	86
Z6920-XL (Deck Mount) and Z6922-XL (Back Mount) Sensor Faucet Replacement Parts	87
Parts and Assemblies Index	88

Abbreviations

CP	Chrome Plated	SD	Screwdriver
EWS	Extra Water Saver	ULF	Ultra Low Flow
FF	Full Flow	VP	Vandal Proof
GJ	Ground Joint	WH	Wheel Handle
HET	High Efficiency Toilet	WS	Water Saver
PB	Push Button	WS1	Low Consumption
PWS	Partial Water Saver	YO	Seat Bumper
RB	Rough Brass		

Flush Tubes with Vacuum Breaker for AquaVantage® and Aquaflush® Flush Valves

A

Product Number	Description	Unit Price
P6000-AA-CP	Vacuum Breaker Nut/Coupling - CP	\$ 22.80
P6000-AA-RB	Vacuum Breaker Nut/Coupling - RB	21.70
P6003-A-CP	3/4" x 9" Flush Tube/Vacuum Breaker less Nut - CP	41.00
P6003-A-AA-CP	3/4" x 9" Flush Tube/Vacuum Breaker with Nut - CP	64.00
P6003-1-A-CP**	3/4" x 13" Flush Tube/Vacuum Breaker less Nut - CP	65.00
P6003-1-A-AA-CP**	3/4" x 13" Flush Tube/Vacuum Breaker with Nut - CP	88.00
P6003-2-A-CP	3/4" x 21" Flush Tube/Vacuum Breaker less Nut - CP	82.00
P6003-2-A-AA-CP	3/4" x 21" Flush Tube/Vacuum Breaker with Nut - CP	104.00
P6003-3-A-CP**	3/4" x 24" Flush Tube/Vacuum Breaker less Nut - CP	90.00
P6003-3-A-AA-CP**	3/4" x 24" Flush Tube/Vacuum Breaker with Nut - CP	112.00
P6001-A-CP	1-1/4" x 9" Flush Tube/Vacuum Breaker less Nut - CP	41.00
P6001-A-AA-CP	1-1/4" x 9" Flush Tube/Vacuum Breaker with Nut - CP	64.00
P6001-1-A-CP**	1-1/4" x 13" Flush Tube/Vacuum Breaker less Nut - CP	65.00
P6001-1-A-AA-CP**	1-1/4" x 13" Flush Tube/Vacuum Breaker with Nut - CP	88.00
P6001-2-A-CP	1-1/4" x 21" Flush Tube/Vacuum Breaker less Nut - CP	83.00
P6001-2-A-AA-CP	1-1/4" x 21" Flush Tube/Vacuum Breaker with Nut - CP	104.00
P6001-3-A-CP**	1-1/4" x 24" Flush Tube/Vacuum Breaker less Nut - CP	90.00
P6001-3-A-AA-CP**	1-1/4" x 24" Flush Tube/Vacuum Breaker with Nut - CP	112.00
P6000-A-CP	1-1/2" x 9" Flush Tube/Vacuum Breaker less Nut - CP	41.00
P6000-A-AA-CP	1-1/2" x 9" Flush Tube/Vacuum Breaker with Nut - CP	64.00
P6000-1-A-CP	1-1/2" x 13" Flush Tube/Vacuum Breaker less Nut - CP	65.00
P6000-1-A-AA-CP	1-1/2" x 13" Flush Tube/Vacuum Breaker with Nut - CP	88.00
P6000-2-A-CP	1-1/2" x 21" Flush Tube/Vacuum Breaker less Nut - CP	82.00
P6000-2-A-AA-CP	1-1/2" x 21" Flush Tube/Vacuum Breaker with Nut - CP	104.00
P6000-3-A-CP	1-1/2" x 24" Flush Tube/Vacuum Breaker less Nut - CP	90.00
P6000-3-A-AA-CP	1-1/2" x 24" Flush Tube/Vacuum Breaker with Nut - CP	112.00
P6000-30-A-CP	1-1/2" x 30" Flush Tube/Vacuum Breaker less Nut - CP	96.00
P6000-30-A-AA-CP	1-1/2" x 30" Flush Tube/Vacuum Breaker with Nut - CP	120.00
P6000-36-A-CP	1-1/2" x 36" Flush Tube/Vacuum Breaker less Nut - CP	106.00
P6000-36-A-AA-CP	1-1/2" x 36" Flush Tube/Vacuum Breaker with Nut - CP	127.00
P6003-A-RB**	3/4" x 9" Flush Tube/Vacuum Breaker less Nut - RB	50.00
P6003-10-A-RB	3/4" x 10" Flush Tube/Vacuum Breaker less Nut - RB	53.00
P6003-1-A-RB	3/4" x 13" Flush Tube/Vacuum Breaker less Nut - RB	54.00
P6001-10-A-RB	1-1/4" x 10" Flush Tube/Vacuum Breaker less Nut - RB	53.00
P6000-A-RB**	1-1/2" x 9" Flush Tube/Vacuum Breaker less Nut - RB	54.00
P6000-1-A-RB**	1-1/2" x 13" Flush Tube/Vacuum Breaker less Nut - RB	51.00
P6000-2-A-RB	1-1/2" x 21" Flush Tube/Vacuum Breaker less Nut - RB	66.00
P6000-3-A-RB**	1-1/2" x 24" Flush Tube/Vacuum Breaker less Nut - RB	68.00
P6000-17-A-RB**	1-1/2" x 17" Flush Tube/Vacuum Breaker less Nut - RB	60.00
P6000-30-A-RB**	1-1/2" x 30" Flush Tube/Vacuum Breaker less Nut - RB	76.00
P6000-18A-01.5	1-1/2" x 18" Flush Tube with 1-1/2" Offset	135.00
P6000-22A-01.0**	1-1/2" x 22" Flush Tube with 1" Offset	150.00
P6000-22A-01.5**	1-1/2" x 22" Flush Tube with 1-1/2" Offset	150.00
P6000-22A-2.0**	1-1/2" x 22" Flush Tube with 2" Offset	150.00
P6000-24A-01.0	1-1/2" x 24" Flush Tube with 1" Offset	151.00
P6000-24A-01.5	1-1/2" x 24" Flush Tube with 1-1/2" Offset	151.00
P6000-24A-02.0	1-1/2" x 24" Flush Tube with 2" Offset	151.00
P6000-30A-01.0**	1-1/2" x 30" Flush Tube with 1" Offset	169.00
P6000-30A-01.5**	1-1/2" x 30" Flush Tube with 1-1/2" Offset	169.00
P6000-30A-02.0**	1-1/2" x 30" Flush Tube with 2" Offset	169.00

****NOTE:** Not Stock Items – Call factory for availability and lead times (1-800-997-3876).

When ordering parts, always list product number and description.

Sensor Flush
Valves and Faucets

Manual Flush Valves

Aquaparts® Parts
and Assemblies

AquaSpec®
Commercial Faucets

Temp-Gard®
Products

Tubular Brass
Plumbing Products

Commercial Fixtures

Vacuum Breaker Repair Kits for AquaVantage® and Aquaflush®

B

Product Number	Description	Unit Price
P6000-B-HP	High Pressure Vacuum Breaker Repair Kit	\$9.60
P6000-B20	Friction Washer	1.10
P6003-A-F29	3/4" x 8-1/2" Special Flanged Flush Tube	36.00

Control Stop Kits for AquaVantage® and Aquaflush®

C,D

Product Number	Description	Unit Price
P6000-C-SD-CP	1" SD Stop - CP	\$88.00
P6000AV-C-SD-CP	1" SD Stop - CP with Vandal-Resistant Cover (AV)	94.00
P6003AV-C-SD-CP	3/4" SD Stop - CP with Vandal-Resistant Cover (AV)	94.00
P6000-C-WH-CP	1" WH Stop - CP	94.00
P6000-C-WH-RB	1" WH Stop - RB	89.00
P6000-CG-SD-CP	1" SD GJ Straight Stop - CP	115.00
P6000-CG-WH-CP	1" WH GJ Straight Stop - CP	115.00
P6003-C-SD-CP	3/4" SD Stop - CP	88.00
P6003-C-WH-CP	3/4" WH Stop - CP	94.00
P6003-C-WH-RB	3/4" WH Stop - RB	89.00
P6000-C30	Snap Ring/Lock Ring	1.10
P6000-C31	O-Ring for Tailpiece	1.10
P6000-C32-CP	Stop Nut/Coupling - CP	12.90
P6000-C32-RB	Stop Nut/Coupling - RB	9.60
P6000-C32-G-CP	Stop Nut/Coupling GJ - CP	12.90
P6000-C32-G-RB	Stop Nut/Coupling GJ - RB	11.90
P6000-C33	Stop Snap Cap Screw Cover	3.20
P6000-C34-CP	Stop Cap/Bonnet - CP	16.00
P6000-C34-YO	Stop Cap with YO	21.70
P6000-C34-RB	Stop Cap/Bonnet - RB	15.00
P6000-D35	Adjusting Screw	3.20
P6000-C33-WH	Wheel Handle with Handle Screw	3.20
P6000-D-SD	SD Stop Valve Repair Kit - 1"	19.10
P6000-D-WH	WH Stop Valve Repair Kit - 1"	23.80
P6003-D-SD	SD Stop Valve Repair Kit - 3/4"	19.10
P6003-D-WH	WH Stop Valve Repair Kit - 3/4"	23.80
P6000-D42	Seal/Plug Seat for 1" and 3/4"	2.10
PS6003-C33	3/4" Cap CP - H582 - Royal	20.20
PS6003-D	3/4" Stop Valve Repair Kit - H543AA - Royal	19.10
P6000-VC	Vandal-Resistant Control Stop Cover - 1" and 3/4" Zurn	20.20
P6000-VC-W-VP	Vandal-Resistant Control Stop Cover Wrench	1.10
P6000-VC-SS	Setscrew for VC Cover	1.10

Internal Kits and Assemblies

AquaVantage® Diaphragm Kits*

Product Number	Description	Unit Price
P6000-ECA-FF	Closet Repair Kit Chemical and Clog Resistant Triple Filter - 4.5 gal.	\$72.00
P6000-ECA-HET	Closet Repair Kit Chemical and Clog Resistant Triple Filter - 1.28 gal.	72.00
P6000-ECA-WS	Closet Repair Kit Chemical and Clog Resistant Triple Filter - 3.5 gal.	72.00
P6000-ECA-WS1	Closet Repair Kit Chemical and Clog Resistant Triple Filter - 1.6 gal.	72.00
P6000-ECA-PWS	Closet Repair Kit Chemical and Clog Resistant Triple Filter - 2.4 gal.	72.00
P6000-EUA-FF	Urinal Repair Kit Chemical and Clog Resistant Triple Filter - 3.0 gal.	72.00
P6000-EUA-ULF	Urinal Repair Kit Chemical and Clog Resistant Triple Filter - 0.125 gal.	72.00
P6000-EUA-WS	Urinal Repair Kit Chemical and Clog Resistant Triple Filter - 1.5 gal.	72.00
P6000-EUA-WS1	Urinal Repair Kit Chemical and Clog Resistant Triple Filter - 1.0 gal.	72.00
P6000-EUA-EWS	Urinal Repair Kit Chemical and Clog Resistant Triple Filter - .5 gal.	72.00

AquaVantage® Flush Valve Advantage Rebuild Kits*

Product Number	Description	Unit Price
P6000-ECA-FF-RK	Closet Rebuild Kit - 4.5 gal.	\$86.00
P6000-ECA-HET-RK	Closet Rebuild Kit - 1.28 gal.	86.00
P6000-ECA-WS-RK	Closet Rebuild Kit - 3.5 gal.	86.00
P6000-ECA-WS1-RK	Closet Rebuild Kit - 1.6 gal.	86.00
P6000-ECA-PWS-RK	Closet Rebuild Kit - 2.4 gal.	86.00
P6000-EUA-FF-RK	Urinal Rebuild Kit - 3.0 gal.	86.00
P6000-EUA-ULF-RK	Urinal Rebuild Kit - 0.125 gal.	86.00
P6000-EUA-WS-RK	Urinal Rebuild Kit - 1.5 gal.	86.00
P6000-EUA-WS1-RK	Urinal Rebuild Kit - 1.0 gal.	86.00
P6000-EUA-EWS-RK	Urinal Rebuild Kit - .5 gal.	86.00

*NOTE: Standard Packaging – Items are boxed. For Plastic Clam Shell Packaging Order Suffix -CS (Ex: P6000-ECA-WS1-CS or P6000-ECA-WS1-RK-CS).
Rebuild Kit Contains: Valve Repair Kit, Handle Repair Kit, Vacuum Breaker Repair Kit and Tailpiece O-Ring.

Aquaflush® Diaphragm Kits

Product Number	Description	Unit Price
P6000-ECR-FF	Closet Repair Kit - 4.5 gal.	\$61.00
P6000-ECR-WS	Closet Repair Kit - 3.5 gal.	61.00
P6000-ECR-WS1	Closet Repair Kit - 1.6 gal.	61.00
P6000-ECR-PWS	Closet Repair Kit - 2.4 gal.	61.00
P6000-EUR-FF	Urinal Repair Kit - 3.0 gal.	61.00
P6000-EUR-WS	Urinal Repair Kit - 1.5 gal.	61.00
P6000-EUR-WS1	Urinal Repair Kit - 1.0 gal.	61.00
P6000-EUR-EWS	Urinal Repair Kit - .5 gal.	61.00

Aquaflush® Flush Valve Rebuild Kits*

Product Number	Description	Unit Price
P6000-ECR-FF-RK	Rebuild Kit for 4.5 gal. Closet	\$70.00
P6000-ECR-WS-RK	Rebuild Kit for 3.5 gal. Closet/Urinal	70.00
P6000-ECR-WS1-RK	Rebuild Kit for 1.6 gal. Closet	70.00
P6000-ECR-PWS-RK	Rebuild Kit for 2.4 gal. Closet	70.00
P6000-EUR-FF-RK	Rebuild Kit for 3.0 gal. Urinal	70.00
P6000-EUR-WS-RK	Rebuild Kit for 1.5 gal. Urinal	70.00
P6000-EUR-WS1-RK	Rebuild Kit for 1.0 gal. Urinal	70.00
P6000-EUR-EWS-RK	Rebuild Kit for .5 gal. Urinal	70.00

*NOTE: Standard Packaging – Items are boxed. For Plastic Clam Shell Packaging Order Suffix -CS (Ex: P6000-ECA-WS1-CS or P6000-ECA-WS1-RK-CS).
Rebuild Kit Contains: Valve Repair Kit, Handle Repair Kit, Vacuum Breaker Repair Kit and Tailpiece O-Ring.

Internal Kits and Assemblies, continued**E****Aquaflush® Valves Internal Parts and Kits**

Product Number	Description	Unit Price
P6000-EC13	Trip Mechanism/Relief Valve for Closet	\$26.00
P6000-EU13	Trip Mechanism/Relief Valve for Urinal	26.00
P6000-E14	Molded Disc	21.70
P6000-EG	Guide Assembly - Old Style with Reversible Flow Ring (For Black Segmented Diaphragm)	20.70
P6000-EG-WS1	Low Consumption Guide Assembly - LC - 1.6 gal. - Old Style	20.70
P6000-EGU-WS1	Low Consumption Guide Assembly - 1.0 gal. Urinal - Old Style	20.70
P6000-EGR	Guide Assembly with 3 Flow Rings for Aquaflush Chemical Resistant Diaphragm	20.70
P6000-EUR-FP	Foot Pedal Repair Kit - Urinal	61.00
P6000-ECR-FP	Foot Pedal Repair Kit - Closet	61.00
P6000-EER	Diaphragm Repair Kit	26.00
P6000-ER15	Aquaflush Diaphragm - Chemical Resistant (Light Blue)	25.00
P6000-E16	Reversible Flow Ring - Old Style for Black Segmented Diaphragm	3.20
P6000-E16-WS1	Flow Ring for Closet 1.6 gal. - Old Style for Black Segmented Diaphragm	3.20
P6000-E16-LP	Flow Ring for Closet 6.0 gal. - Old Style for Black Segmented Diaphragm	3.20
P6017-ECR	Repair Kit - 6.0 gal	70.00
P6000-KWIK-TURN	Tool for Disassembling Internal Kits	15.00

**Wall Flanges, Spud Connections,
and Couplings for AquaVantage® and Aquaflush®****G,H**

Product Number	Description	Unit Price
P6003-G	3/4" Wall Flange	\$12.90
P6000-G	1" Wall Flange	12.90
P6001-G-TUBE	1-1/4" Tube Flange	12.90
P6000-G-TUBE	1-1/2" Tube Flange	12.90
P6003-H	3/4" Spud Escutcheon and Coupling Assembly	36.00
P6001-H	1-1/4" Spud Escutcheon and Coupling Assembly	36.00
P6000-H	1-1/2" Spud Escutcheon and Coupling Assembly	36.00
P6003-H26	3/4" Fiber Washer	1.10
P6001-H26	1-1/4" Fiber Washer	1.10
P6000-H26	1-1/2" Fiber Washer	1.10
P6003-H27	3/4" Spud Rubber Gasket	1.10
P6001-H27	1-1/4" Spud Rubber Gasket	1.10
P6000-H27	1-1/2" Spud Rubber Gasket	1.10
P6003-H28	3/4" Spud Escutcheon	11.90
P6001-H28	1-1/4" Spud Escutcheon	11.90
P6000-H28	1-1/2" Spud Escutcheon	11.90
P6003-HN-CP	3/4" Spud/Coupling Nut and Gaskets - CP	14.00
P6001-HN-CP	1-1/4" Spud/Coupling Nut and Gaskets - CP	14.00
P6000-HN-CP	1-1/2" Spud/Coupling Nut and Gaskets - CP	14.00
P6003-HN-RB	3/4" Spud/Coupling Nut and Gaskets - RB	12.90
P6001-HN-RB	1-1/4" Spud/Coupling Nut and Gaskets - RB	12.90
P6000-HN-RB	1-1/2" Spud/Coupling Nut and Gaskets - RB	12.90
P6000-HNS-CP	1-1/2" Coupling Nut and P30 Flat Gasket - CP	14.00
P6000-HNS-RB	1-1/2" Coupling Nut and P30 Flat Gasket - RB	12.90

Tailpiece Extensions and Coupling Nut Assemblies for AquaVantage® and Aquaflush®

J,K

Product Number	Description	Unit Price
P6000-J1	Tailpiece Assembly 2-1/8" to Rough-in – 4-1/4" - 5-1/4"	\$26.00
P6000-J2	Tailpiece Assembly 2-3/4" to Rough-in – 5" - 5-3/4"	32.00
P6000-J3	Tailpiece Assembly 3-3/8" to Rough-in – 5-1/2" - 6-1/4"	38.00
P6000-J4	Tailpiece Assembly 4" to Rough-in – 6" - 7"	46.00
P6000-J5	Tailpiece Assembly 4-5/8" to Rough-in – 6-3/4" - 7-1/2"	51.00
P6000-J6	Tailpiece Assembly 5-1/4" to Rough-in – 7-1/4" - 8-1/4"	60.00
P6000-J7	Tailpiece Assembly 5-7/8" to Rough-in – 8" - 8-3/4"	69.00
P6000-J9	Tailpiece Assembly 1-3/4" to Rough-in – 4-3/4" - 5" (For J10 Adapter)	61.00
P6000-J10	Ground Joint Control Stop Adapter	48.00
P6000-J11	Tailpiece Adapter Rough-in – 6" - 7-3/4"	41.00
P6000-J12	Tailpiece Adapter Rough-in – 7" - 8-3/4"	54.00
P6000-J1G-CP	Tailpiece for GJ-CP - 1-3/4"	20.70
P6000-C30	Snap Ring/Lock Ring	1.10
P6000-C31	O-Ring for Tailpiece	1.10
P6000-C32-CP	Stop Nut/Coupling - CP	12.90
P6000-C32-RB	Stop Nut/Coupling - RB	9.60
P6000-C32-G-CP	Stop Nut/Coupling GJ - CP	12.90
P6000-C32-G-RB	Stop Nut/Coupling GJ - RB	11.90
P6000-FA	AquaVantage®, AquaFlush®, and Metroflush® Tailpiece Filter	17.10

Sensor Flush
Valves and Faucets

Manual Flush Valves

Aquaparts® Parts
and Assemblies

AquaSpec®
Commercial Faucets

Temp-Gard®
Products

Tubular Brass
Plumbing Products

Commercial Fixtures

Valve Caps and Handle Parts for AquaVantage® and Aquaflush® Exposed Flush Valves



Product Number	Description	Unit Price
P6000-L	Inside Plastic Cover	\$16.00
P6000-LL-CP	Outside Brass Cover - CP	43.00
P6000-LL-RB	Outside Brass Cover - RB	38.00
P6000-LLS	Chrome-Plated Outside Brass Replacement Cover for Sloan Royal and Regal Flush Valves	43.00
P6000-M-ADA	Handle Assembly for Exposed Valve (ADA Compliant)	43.00
P6000-M-ADA-BG-DF	BioCare Dual Flush Handle Assembly	161.00
P6000-M-AV-ADA	Handle Assembly AV for Exposed Valve	35.00
P6000-M-ADA-DF	Dual Flush Handle Assembly	104.00
P6000-M-ADA-BG	BioCare Handle Assembly (ADA Compliant)	80.00
P6000-MH	Handle Assembly for Exposed Valve (Front)	32.00
P6000-ML	Small Push Button Assembly for Exposed Valve	35.00
P6000-ML3	3" Push Button Assembly for Exposed Valve	51.00
P6000-MYW	Foot Pedal Assembly for Exposed Valve	200.00
P6000-M1-CP	Handle Nut/Coupling - CP	12.90
P6000-M1-RB	Handle Nut/Coupling - RB	11.90
P6000-M4	Handle (Grip Only)	20.20
P6000-M4-ADA	Handle ADA Compliant (Grip Only)	20.20
P6000-M4-BG	BioCare Handle (ADA Compliant)	27.00
P6000-ML4	Small Push Button	19.10
P6000-ML3-4	3" Push Button Replacement Kit	47.00
P6000-MYW4	Foot Pedal	86.00
P6000-M9	Seal	2.10
P6000-M10	Handle Gasket	1.10
P6000-MK	Handle Repair Kit for Exposed Valve (Side) - Zurn No Leak	12.90
P6000-MHK	Handle Repair Kit for Exposed Valve (Front) - Zurn No Leak	32.00
P6000-MYWK	Foot Pedal Repair Kit for Exposed Flush Valve	130.00

Metroflush® Flush Valve Parts

METRO

Product Number	Description	Unit Price
P6200-EC-WS	Metroflush Repair Kit - Closet 3.5 gal.	\$90.00
P6200-EC-WS1	Metroflush Repair Kit - Closet 1.6 gal.	90.00
P6200-EC-HET	Metroflush Repair Kit - Closet 1.28 gal.	90.00
P6200-EU-WS	Metroflush Repair Kit - Urinal 1.5 gal.	90.00
P6200-EU-WS1	Metroflush Repair Kit - Urinal 1.0 gal.	90.00
P6203-EU-EWS	Metroflush Repair kit - Urinal 0.5 gal.	90.00
P6200-LL-CG	Cover Gasket Z6200 Series	2.60
P6200-LL-CP	Outside Brass Cover - CP	9.60
P6000-M-ADA	Handle Assembly - ADA	43.00
P6000-M10	Handle Gasket	1.10
P6000-MK	Handle Repair Kit	12.90
P6200-MS	Main Seat for Metro Valve	12.90

Concealed Valve Actuator Assemblies and Repair Parts for AquaVantage® and Aquaflush®

N

Sensor Flush
Valves and Faucets

Manual Flush Valves

Aquaparts® Parts
and Assemblies

AquaSpec®
Commercial Faucets

Temp-Gard®
Products

Tubular Brass
Plumbing Products

Commercial Fixtures

Handle Assemblies for Concealed Valves

Product Number	Description	Unit Price
P6000-N-3.75L	Handle Assembly - 3-3/4" 'L' Dim.	\$150.00
P6000-N-4.75L	Handle Assembly - 4-3/4" 'L' Dim.	158.00
P6000-N-5.75L	Handle Assembly - 5-3/4" 'L' Dim.	165.00
P6000-N-6.75L	Handle Assembly - 6-3/4" 'L' Dim.	173.00
P6000-N-7.75L	Handle Assembly - 7-3/4" 'L' Dim.	181.00
P6000-N-8.75L	Handle Assembly - 8-3/4" 'L' Dim.	186.00
P6000-N-9.75L	Handle Assembly - 9-3/4" 'L' Dim.	196.00
P6000-N-10.75L	Handle Assembly - 10-3/4" 'L' Dim.	202.00
P6000-N-11.75L	Handle Assembly - 11-3/4" 'L' Dim.	209.00
P6000-N-12.75L	Handle Assembly - 12-3/4" 'L' Dim.	217.00
P6000-N-13.75L	Handle Assembly - 13-3/4" 'L' Dim.	226.00
P6000-N-14.75L	Handle Assembly - 14-3/4" 'L' Dim.	232.00

Small Push Button Assemblies for Concealed Valves

Product Number	Description	Unit Price
P6000-NL-3.75L	Small Push Button Assembly - 3-3/4" 'L' Dim.	\$157.00
P6000-NL-4.75L	Small Push Button Assembly - 4-3/4" 'L' Dim.	164.00
P6000-NL-5.75L	Small Push Button Assembly - 5-3/4" 'L' Dim.	172.00
P6000-NL-6.75L	Small Push Button Assembly - 6-3/4" 'L' Dim.	180.00
P6000-NL-7.75L	Small Push Button Assembly - 7-3/4" 'L' Dim.	185.00
P6000-NL-8.75L	Small Push Button Assembly - 8-3/4" 'L' Dim.	196.00
P6000-NL-9.75L	Small Push Button Assembly - 9-3/4" 'L' Dim.	200.00
P6000-NL-10.75L	Small Push Button Assembly - 10-3/4" 'L' Dim.	208.00
P6000-NL-11.75L	Small Push Button Assembly - 11-3/4" 'L' Dim.	216.00
P6000-NL-12.75L	Small Push Button Assembly - 12-3/4" 'L' Dim.	223.00
P6000-NL-13.75L	Small Push Button Assembly - 13-3/4" 'L' Dim.	231.00
P6000-NL-14.75L	Small Push Button Assembly - 14-3/4" 'L' Dim.	239.00

Large Push Button Assemblies for Concealed Valves

Product Number	Description	Unit Price
P6000-NL3-3.75L	3" Push Button Assembly - 3-3/4" 'L' Dim.	\$227.00
P6000-NL3-4.75L	3" Push Button Assembly - 4-3/4" 'L' Dim.	233.00
P6000-NL3-5.75L	3" Push Button Assembly - 5-3/4" 'L' Dim.	242.00
P6000-NL3-6.75L	3" Push Button Assembly - 6-3/4" 'L' Dim.	248.00
P6000-NL3-7.75L	3" Push Button Assembly - 7-3/4" 'L' Dim.	256.00
P6000-NL3-8.75L	3" Push Button Assembly - 8-3/4" 'L' Dim.	264.00
P6000-NL3-9.75L	3" Push Button Assembly - 9-3/4" 'L' Dim.	273.00
P6000-NL3-10.75L	3" Push Button Assembly - 10-3/4" 'L' Dim.	280.00
P6000-NL3-11.75L	3" Push Button Assembly - 11-3/4" 'L' Dim.	300.00
P6000-NL3-12.75L	3" Push Button Assembly - 12-3/4" 'L' Dim.	308.00
P6000-NL3-13.75L	3" Push Button Assembly - 13-3/4" 'L' Dim.	318.00
P6000-NL3-14.75L	3" Push Button Assembly - 14-3/4" 'L' Dim.	323.00

Concealed Valve Actuator Assemblies and Repair Parts for AquaVantage® and Aquaflush®, continued

Foot Pedal Assemblies for Concealed Valves

Product Number	Description	Unit Price
P6000-NYW-3.75L	Pedal Assembly - 3-3/4" 'L' Dim.	\$271.00
P6000-NYW-4.75L	Pedal Assembly - 4-3/4" 'L' Dim.	278.00
P6000-NYW-5.75L	Pedal Assembly - 5-3/4" 'L' Dim.	290.00
P6000-NYW-6.75L	Pedal Assembly - 6-3/4" 'L' Dim.	299.00
P6000-NYW-7.75L	Pedal Assembly - 7-3/4" 'L' Dim.	309.00
P6000-NYW-8.75L	Pedal Assembly - 8-3/4" 'L' Dim.	319.00
P6000-NYW-9.75L	Pedal Assembly - 9-3/4" 'L' Dim.	330.00
P6000-NYW-10.75L	Pedal Assembly - 10-3/4" 'L' Dim.	337.00
P6000-NYW-11.75L	Pedal Assembly - 11-3/4" 'L' Dim.	366.00
P6000-NYW-12.75L	Pedal Assembly - 12-3/4" 'L' Dim.	378.00
P6000-NYW-13.75L	Pedal Assembly - 13-3/4" 'L' Dim.	388.00
P6000-NYW-14.75L	Pedal Assembly - 14-3/4" 'L' Dim.	397.00

Miscellaneous Actuator Repair Parts

Product Number	Description	Unit Price
P6000-N1	Wall Flange	\$ 27.00
P6000-N1B	Wall Flange for Access Panel	64.00
P6000-N1B-W	Wrench for Wall Flange for Access Panel	42.00
P6000-N3	Adjusting Nut (Flat)	21.70
P6000-N3B	Adjusting Nut (Bell Escutcheon)	20.20
P6000-M10	Handle Gasket	1.10
P6000-M9	Seal	2.10
P6000-M1-RB	Handle Nut/Coupling - RB	11.90
P6000-M4	Handle	20.20
P6000-NK	Repair Kit for Concealed Valve and Concealed Foot Pedal Valve	32.00
P6000-ML4	Small Push Button - CP	19.10
P6000-ML3-4	3" Push Button Replacement Kit	47.00
P6000-MYW4	Foot Pedal	86.00
P6000-NYW2	Screw - CP	2.10
P6000-NYW3	Flange with Setscrew	147.00
P6000-C36-RB	Handle Nut Solid with Gasket for Concealed Valves - RB	9.60

P

Diverter Parts for Bedpan Washers

Product Number	Description	Unit Price
P6000-P3	Spray Disc*	\$ 4.10
P6000-P4	Spray Disc Screw*	2.10
P6000-P8	Wall Flange with Setscrew	45.00
P6000-P8-1	Support Rod - 5-3/4"	25.00
P6000-P8-3	Offset Support Rod	25.00
P6000-P15	Bottom Tube	23.80
P6000-P50	Optional Wall Plate for ZH Push Button Assembly	85.00
P6000-P15-LO	Bottom Tube for Lower Offset	60.00
P6000-PN18	Spray Arm Assembly, 12"	131.00
P6000-PN19	Spray Arm Repair Kit (Includes O-Ring, Spray Disc, Screen, and Screw)	51.00
P6000-PN20	Elbow Assembly	112.00
P6000-PN21	Diverter Body	169.00
P6000-PN22	Bedpan Diverter Rebuild Kit (Includes P6000-PN19 and P6000-PN20)	62.00

*Included in Diverter Repair Kit.

Trap Primer Parts for AquaVantage® and Aquaflush® Valves

TPO

Product Number	Description	Unit Price
P6000-R1	Elbow Insert for Trap Primer (for -WS1 Valves)	\$32.00
P6000-TPE	Trap Primer Elbow (for Concealed Valves)	72.00
P6000-TPF	Trap Primer Fittings (for Exposed Valves)	50.00

Full Trap Primer Assemblies can be found on page 23 in the Flush Valve Products section of this price guide.

Sensor Flush
Valves and Faucets

Manual Flush Valves

Aquaparts® Parts
and Assemblies

AquaSpec®
Commercial Faucets

Temp-Gard®
Products

Tubular Brass
Plumbing Products

Commercial Fixtures

Miscellaneous Flush Connections and Elbows for AquaVantage® and Aquaflush® Concealed Valves

Q

Flush Connections and Elbows

Product Number	Description	Unit Price
P6000-QT1-4-CP	1-1/2" x 4" Flanged Tube - CP	\$16.00
P6000-QT1-6-CP	1-1/2" x 6" Flanged Tube - CP	20.20
P6000-QT1-8-CP	1-1/2" x 8" Flanged Tube - CP	25.00
P6000-QT1-10-CP	1-1/2" x 10" Flanged Tube - CP	29.00
P6000-QT1-12-CP	1-1/2" x 12" Flanged Tube - CP	32.00
P6000-QT1-16-CP	1-1/2" x 16" Flanged Tube - CP	43.00
P6000-QT1-18-CP	1-1/2" x 18" Flanged Tube - CP	59.00
P6000-QT3-4-RB	1-1/2" x 4" Flanged/Scored Tube - RB	23.80
P6000-QT3-6-RB	1-1/2" x 6" Flanged/Scored Tube - RB	27.00
P6000-QT3-8-RB	1-1/2" x 8" Flanged/Scored Tube - RB	31.00
P6000-QT3-10-RB	1-1/2" x 10" Flanged/Scored Tube - RB	36.00
P6000-QT3-12-RB	1-1/2" x 12" Flanged/Scored Tube - RB	39.00
P6000-QT3-16-RB	1-1/2" x 16" Flanged/Scored Tube - RB	52.00
P6000-QT3-18-RB	1-1/2" x 18" Flanged/Scored Tube - RB	58.00
P6000-QT4	P30 Flat Gasket	9.60
P6000-QE1-CP	1" Street Elbow - CP	31.00
P6000-QE2-CP	1" Female x 1" Female Elbow - CP	58.00
P6000-QE3-CP	1-1/2" Male x 1-1/2" Male Elbow with Nut and Gaskets - CP	51.00
P6000-QE3-RB	1-1/2" Male x 1-1/2" Male Elbow with Nut and Gaskets - RB	38.00
P6000-QE5-CP	1-1/4" x 12" Waste Arm - CP	46.00
P6000-QE5-RB	1-1/4" x 12" Waste Arm - RB	38.00
P6000-QE6-RB	3/4" x 3/4" Solder Elbow	23.80

Flush Assemblies

Product Number	Description	Unit Price
P6000-QFC-1	Z6140 1-1/2" Back Spud Flush Assembly (Specify 'L' Dim.)	\$223.00
P6000-QFC-2	Z6142 1-1/2" Top Spud Flush Assembly (Specify 'L' Dim.)	294.00
P6000-QFC-3	Z6143 1-1/2" Back Spud Flush Assembly (Specify 'L' Dim.)	183.00
P6000-QFC-4	Z6144 1-1/2" Back Spud Flush Assembly (Specify 'L' Dim.)	183.00
P6000-QFC-5	Z6150, ZH6150 Flush Assembly	88.00
P6000-QFC-6	Z6152, Z6605, Z6611 1-1/2" Back Spud Flush Assembly (Specify 'L' Dim.)	157.00
P6000-QFC-7	Z6154 1-1/2" Back Spud Flush Assembly (Specify 'L' Dim.)	204.00
P6000-QFC-8	Z6155 1-1/2" Top Spud Flush Assembly (Specify 'L' Dim.)	264.00
P6000-QFC-9	Z6190, ZH6190 1-1/4" Back Spud Flush Assembly (Specify 'L' Dim.)	88.00
P6000-QFC-10	Z6195, Z6613, Z6615, ZH6195 3/4" Back Spud Flush Assembly (Specify 'L' Dim.)	81.00
P6000-QFC-11	ZH6140 1-1/2" Back Spud Flush Assembly (Specify 'L' Dim.)	183.00
P6000-QFC-12	ZH6142 1-1/2" Top Spud Flush Assembly (Specify 'L' Dim.)	210.00
P6000-QFC-13	Z6603, Z6616, ZH6152 1-1/2" Back Spud Flush Assembly (Specify 'L' Dim.)	138.00
P6000-QFC-14	Z6601 1-1/2" Back Spud Flush Assembly (Specify 'L' Dim.)	149.00
P6000-QFC-15	Z6602, Z6609 1-1/2" Back Spud Flush Assembly (Specify 'L' Dim.)	138.00
P6000-QFC-16	Z6681 1-1/2" Back Spud Flush Assembly (Specify 'L' Dim.)	177.00
P6000-QFC-17	Z6096 - 39" Rough-in - Eastern Style Water Closet - 1-1/4" Flush Assembly	210.00
P6000-QFC-18	Z6196 - 39" Rough-in - Eastern Style Water Closet - 1-1/4" Flush Assembly	198.00
P6000-QFC-19	Z6197-N 3/4" Top Spud Flush Assembly (Specify 'L' Dim.)	237.00
P6000-QFC-21	Z6099 Flush Assembly	238.00
P6000-QFC-20	Top Flush Assembly for Z6320AV	208.00
P6000-QFC-22	Top Flush Assembly for Z6300AV and Z6310AV	238.00
P6000-QFC-23	Bottom Flush Assembly for Z6300AV, Z6310AV, Z6320AV	343.00
P6000-QFC-24	Flush Assembly for Z6000 Valves 1-1/2" Top Spud Connection	102.00
P6000-QFC-27	Flush Connection for Z6010 Valves	167.00
P6000-QFC-28	Water Inlet Connection for Z6010	197.00
P6003-QFC-25	Flush Assembly for Z6003 Valves 3/4" Top Spud Connection	102.00

Miscellaneous Valve Parts and Accessories

Product Number	Description	Unit Price
P6000-YB	1" Sweat Solder Kit - Cover Tube and Adaptor - Exposed Flush Valve	\$16.00
P6003-YB	3/4" Sweat Solder Kit - Cover Tube and Adaptor - Exposed Flush Valve	16.00
P6000-YBYC	1" Sweat Solder Kit with Cast Wall Flange	43.00
P6003-YBYC	3/4" Sweat Solder Kit with Cast Wall Flange	43.00
P6000-YBA	1" Sweat Solder Kit - Concealed Flush Valve	8.50
P6003-YBA	3/4" Sweat Solder Kit - Concealed Valve	8.50
P6000-YC	1" Cast Wall Flange	27.00
P6003-YC	3/4" Cast Wall Flange	27.00
P6000-YJ	5" C to E Split Ring Pipe Support	61.00
P6000-YJ8	8" C to E Split Ring Pipe Support	72.00
P6000-YJ12	12" C to E Split Ring Pipe Support	86.00
P6000-YK	5" C to E Solid Ring Pipe Support	61.00
P6000-YK8	8" C to E Solid Ring Pipe Support	72.00
P6000-YK12	12" C to E Solid Ring Pipe Support	86.00
P6000-YB-CVR	1" Cover Tube for Sweat Solder Kit (3" Long)	15.00
P6000-YB-CVR7	1" Cover Tube for Sweat Solder Kit (7" Long)	25.00
P6000-YB-CVR36	1" Cover Tube for Sweat Solder Kit (36" Long)	109.00
P6003-YB-CVR	3/4" Cover Tube for Sweat Solder Kit (3" Long)	15.00
P6003-YB-CVR7	3/4" Cover Tube for Sweat Solder Kit (7" Long)	25.00
P6003-YB-CVR36	3/4" Cover Tube for Sweat Solder Kit (36" Long)	109.00
P6000-19	Valve Body Only - CP	81.00
P6000-19-RB	Valve Body Only - RB	49.00
P6000-19-J1	Valve Body with -J1 Tailpiece - CP	107.00
P6000-YE	Cover Tube and Adapter for -YB Kit - 1"	16.00
P6003-YE	Cover Tube and Adapter for -YB Kit - 3/4"	16.00
P6000-YO	Bumper on Control Stop	38.00
P6000-YH	One Wall Bumper	21.70
P6000-YI	Two Wall Bumpers	45.00
P6199-SC-1	1" Long VP Screw and Escutcheon for Access Panel	4.30
P6199-SC-2	2" Long VP Screw and Escutcheon for Access Panel	8.50
P6199-VPW	Wrench for Z6199 Access Panel Screws	1.10

E-Z Flush®/Optima Plus Change-Out Kits

To Change Out a Sloan G2 Optima Plus or Optima Plus Battery Sensor Flush Valve to a Zurn E-Z Flush Battery-Operated Sensor Flush Valve with Chemical Clog Resistant Diaphragm Kit

Product Number	Description	Unit Price
ZERK-ORK-0.125-CPM	E-Z Flush Change-Out Kit for 0.125 gal. Urinal with Chrome Metal Cover	\$1,004.00
ZERK-ORK-0.5-CPM	E-Z Flush Change-Out Kit for 0.5 gal. Urinal with Chrome Metal Cover	1,004.00
ZERK-ORK-1.0-CPM	E-Z Flush Change-Out Kit for 1.0 gal. Urinal with Chrome Metal Cover	1,004.00
ZERK-ORK-1.28-CPM	E-Z Flush Change-Out Kit for 1.28 gal. Clost with Chrome Metal Cover	1,004.00
ZERK-ORK-1.5-CPM	E-Z Flush Change-Out Kit for 1.5 gal. Urinal with Chrome Metal Cover	1,004.00
ZERK-ORK-1.6-CPM	E-Z Flush Change-Out Kit for 1.6 gal. Closet with Chrome Metal Cover	1,004.00
ZERK-ORK-0.125-CP	E-Z Flush Change-Out Kit for 0.125 gal. Urinal with Chrome Plastic Cover	982.00
ZERK-ORK-0.5-CP	E-Z Flush Change-Out Kit for 0.5 gal. Urinal with Chrome Plastic Cover	982.00
ZERK-ORK-1.0-CP	E-Z Flush Change-Out Kit for 1.0 gal. Urinal with Chrome Plastic Cover	982.00
ZERK-ORK-1.28-CP	E-Z Flush Change-Out Kit for 1.28 gal. Clost with Chrome Plastic Cover	982.00
ZERK-ORK-1.5-CP	E-Z Flush Change-Out Kit for 1.5 gal. Urinal with Chrome Plastic Cover	982.00
ZERK-ORK-1.6-CP	E-Z Flush Change-Out Kit for 1.6 gal. Closet with Chrome Plastic Cover	982.00
-CCP	E-Z Flush Change-Out Kit - Closet with Complete Chrome Plastic Cover (List Adder to -CP)	20.70

Change-Out Kit Includes: E-Z Flush Kit (CPM or CP as ordered), AV Diaphragm Kit, Inside Plastic Cap, and Chrome-Plated Outside Brass Replacement Cover for Sloan Royal/Regal Flush Valves.

When ordering parts, always list product number and description.

Handle/Optima Plus Change-Out Kits

To Change Out a Sloan G2 Optima Plus or Optima Plus Battery Sensor Flush Valve to a Handle-Operated Flush Valve with Chemical Clog Resistant Diaphragm Kit

Product Number	Description	Unit Price
P6000-M-ORK-0.125	Handle Change-Out Kit for 0.125 gal. Urinal	\$169.00
P6000-M-ORK-0.5	Handle Change-Out Kit for 0.5 gal. Urinal	169.00
P6000-M-ORK-1.0	Handle Change-Out Kit for 1.0 gal. Urinal	169.00
P6000-M-ORK-1.28	Handle Change-Out Kit for 1.28 gal. Closet	169.00
P6000-M-ORK-1.5	Handle Change-Out Kit for 1.5 gal. Urinal	169.00
P6000-M-ORK-1.6	Handle Change-Out Kit for 1.6 gal. Closet	169.00

Handle Change-Out Kit Includes: ADA Handle Assembly, AV Diaphragm Kit, Inside Plastic Cap, and Chrome-Plated Outside Brass Replacement Cover for Sloan Royal/Regal Flush Valves.

Hydraulic Series Flush Valve Repair Kits and Parts for AquaVantage® and Aquaflush® Valves

ZH

Push Button Assemblies

Product Number	Description	Unit Price
PH6000-HYA-FW	Hydraulic Actuator Assembly - Fixture Wall	\$ 77.00
PH6000-HYA-SW	Hydraulic Actuator Assembly - Side Wall	104.00
PH6000-HYL-MB	Hydraulic Metal Push Button Assembly	146.00
PH6000-HYL3-FW	Hydraulic Large Push Button Assembly - Fixture Wall	111.00
PH6000-HYLP-MBP	Hydraulic Metal Push Button for Penal Use	146.00
PH6000-SHYL3-SW	Hydraulic Large Push Button Assembly - Side Wall	177.0

Repair Parts

Product Number	Description	Unit Price
PH6000-HY9	Mounting Plate	\$43.00
PH6000-HY8	Securing Nut	4.20
PH6000-HY6	Escutcheon for Small Push Button	27.00
PH6000-HY7	Escutcheon for Large Push Button	49.00
PH6000-HY10	Spring for Small Push Button	2.10
PH6000-HY17	Spring for Large Push Button	2.10
PH6000-HY11	Spacer for Large Push Button	12.90
PH6000-HY12	Small Push Button	19.10
PH6000-HY15	Large Push Button	8.50
PH6000-HY1	1/8" Compression Fitting for Actuator Body (2 Req'd.) - Fixture Wall	9.60
PH6000-HY32	1/8" 90° Compression Fitting for Actuator Body - Side Wall	11.70
PH6000-HY2	1/16" Compression Fitting for Flush Valve Body	14.00
PH6000-HYA11	Repair Kit for Hydraulic Actuator	8.50
PH6000-HYM	Hydraulic Plunger Assembly	76.00
PH6000-HYM11	Repair Kit for Hydraulic Plunger Assembly	51.00
PH6000-HY18	Handle Assembly Gasket (2 Req'd.)	1.10
PH6000-HY19	Chrome Cover Plate - For Supply and Return - CP	84.00
PH6000-HY20	Supply Cover Tube - CP 3-3/8" Long	14.00
PH6000-HY20L	Supply Cover Tube for Floor Mounted Closet - CP 4-5/8" Long	38.00
PH6000-HY21	Return Cover Tube - CP 2-3/4" Long	14.00
PH6000-HY21L	Return Cover Tube for Floor Mounted Closet - CP 4" Long	38.00

Hydraulic Series Flush Valve Repair Kits and Parts for AquaVantage® and Aquaflush® Valves, continued

ZH

Repair Parts, continued

Product Number	Description	Unit Price
PH6000-HY22	Supply Cover Tube Ring with Setscrew	\$19.10
PH6000-HY23	Return Cover Tube Ring with Setscrew	19.10
PH6000-HY24	Setscrew for Rings	1.10
PH6000-HY25	1/4" Black Supply Tube 36" Long	15.00
PH6000-HY26	1/4" Clear Return Tube 36" Long	15.00
PH6000-HY34	Filter	9.60
PH6000-HY29	Support Plate	15.00
PH6000-HY27	Threaded Rod - Included in PH6000-HY29A	3.20
PH6000-HY28	Nut (2 Req'd.) - Included in PH6000-HY29A	1.10
P6000-P50	Optional P50 Wall Plate	85.00
PH6000-HY35	Vandal-Resistant Hex Socket Head Screw for Cover Plate - 1/2"	2.10
PH6000-HY36	Ferrule for 1/8" Compression Fitting	1.10
PH6000-HY37	Ferrule for 1/16" Compression Fitting	1.10
PH6000-HY40	Flat Support Bracket	11.90

AquaSense® ZEMS Electronic Sensor Replacement Parts

ZEMS

Product Number	Description	Unit Price
PEMS6000-26	Sensor for Closet ZEMS	\$384.00
PEMS6000-26A	Sensor for Urinal ZEMS	384.00
PEMS6000-CON-KIT	Conversion Kit For ZEMS - Concealed Valves	815.00
PEMS6000-CON-KIT-IS	Conversion Kit For ZEMS - Exposed Valves	815.00
PEMS6000-HYM	Actuator Assembly for ZEMS Valves - Concealed	413.00
PEMS6000-HYM-IS	Actuator Assembly for ZEMS Valves - Exposed	452.00
PEMS6000-HYM-IS-FM12	Actuator Assembly for 12" rough in	500.00
PEMS6000-FM12	Extended Cable and Rod for 12" Floor Mount Rough-In	76.00
PEMS6000-G	Wall Flange	31.00
PEMS6000-G-SS	Wall Flange Setscrew	2.10
PH6000-HY35	Vandal-Resistant Hex Socket Head Screw for Cover Plate - 1/2"	2.10
PESS6000-22	Closet Sensor Cover Plate with Override Hole 4 x 4	85.00
PESS6000-22A	Urinal Sensor Cover Plate 2 x 4	51.00
PESS6000-22B	Closet Sensor Cover Plate without Override Hole 4 x 4	87.00
PESS6000-22C	Closet Sensor Cover Plate - Solid - No Holes - 4 x 4	87.00
PESS6000-22D	Urinal Sensor Cover Plate - Solid - No Holes - 2 x 4	51.00
PESS6000-23	Closet Bracket	3.20
PESS6000-24	Override Push Button Assembly	41.00
PESS6000-25	Yoke	14.00
PESS6000-27	Bracket Screws (Set of 2)	1.10
PESS6000-28	Yoke Screws (Set of 2)	1.10
P6000-PC6	6 VDC Power Converter	64.00
P6000-HW6	Hardwire Power Converter for ZEMS and ZESS Flush Valves	122.00
PEMS6000-IS-CW	Connecting Wire for ZEMS-IS Assembly - 10' Long	15.00
P6000-MJ	Mini Junction Box	207.00

AquaSense® RetroFlush® Battery Sensor Replacement Parts**ZR**

Product Number	Description	Unit Price
PR6000-5	Sensor Lens Screws	\$ 1.10
PR6000-B	Solenoid Valve Retainer Clip	3.20
PR6000-E13F	Trip Mechanism (Riser Tube) with Filter	31.00
PR6000-E14	Retainer Disc and Filter Assembly	46.00
PR6000-EC-FF	Closet Replacement Kit - 4.5 gal.	88.00
PR6000-EC-WS	Water-Saving Closet Replacement Kit - 3.5 gal.	88.00
PR6000-EC-WS1	Low-Consumption Closet Replacement Kit - 1.6 gal.	88.00
PR6000-EC25	Black Volume Control - 4.5 GpF	4.20
PR6000-EC25-WS	White Volume Control - 3.5 GpF	4.20
PR6000-EC25-WS1	Orange Volume Control - 1.6 GpF	4.20
PR6000-EG	Guide Assembly	12.90
PR6000-EG-WS1	Guide Assembly - 1.6 gal.	25.00
PR6000-EU	Urinal Replacement Kit - 3.0 gal.	88.00
PR6000-EU-WS	Water-Saving Urinal Replacement Kit - 1.5 gal.	88.00
PR6000-EU-WS1	Low-Consumption Urinal Replacement Kit - 1.0 gal.	88.00
PR6000-EU25	Orange Volume Control - 3.0 GpF	4.20
PR6000-EU25-WS	Green Volume Control - 1.5 GpF	4.20
PR6000-EU25-WS1	Yellow Volume Control - 1.0 GpF	4.20
PR6000-K25	Set of Volume Controls (One Each)	16.00
PR6000-M	Solenoid Valve Replacement Kit - Includes Solenoid, Quad Ring, Retainer Clip, -M10 Handle Gasket and Grease	99.00
PR6000-M9A	Solenoid O-Ring	1.10
PR6000-MB	Battery Holder with Connecting Cable	21.70
PR6000-MBB	Battery Holder with Connecting Cable with Batteries	26.00
PR6000-RP	Retro Plug	2.10
PR6000-SC	Sensor Lens Kit	26.00
PR6000-SC3	Sensor Screws	1.10
PR6000-SH	Sensor Kit - Closet	380.00
PR6000-SL	Sensor Kit - Urinal	380.00
PR6000-SH-DF	Sensor Kit - Dual Flush Closet	442.00
PR6000-E15A	Retroflush Diaphragm	25.00
PR6000-23A	Metal Cover Screw and O-Ring ¹	12.90
PR6000-W	Vandal-Resistant Cover Wrench	9.60
PR6000-20-G3	O-Ring Seal for Metal Cover - Oval G3	3.20
PR6000-MC-G3	Oval Style Metal Cover - G3	60.00
PR6000-MC-OB-G3	Oval Style Metal Cover with Override Button - G3	60.00
PR6000-E13F-1	Quad Ring for Filtered Riser Tube	1.10
PR6000-KIT	RetroFlush Repair Kit (Includes Solenoid Valve, Filtered Riser Tube, Diaphragm, Handle Gasket, Retainer Clip, Battery Connecting Cable, Silicone Lubricant and Instruction Sheet)	152.00

AquaSense® E-Z Flush Battery Sensor Replacement Parts**ZERK**

Product Number	Description	Unit Price
PERK6000-BD	Battery Drawer	\$ 23.80
PERK6000-CWR	Handle Nut Wrench	23.80
PERK6000-L-CPCR	Chrome Plastic Cover (New Style Round Lens)	41.00
PERK6000-L-CPMCR	Chrome Metal Cover (New Style Round Lens)	126.00
PERK6000-RK	Repair Kit (Includes: O-Ring, Courtesy Button Cap, Collar Gasket, Rod, Seal)	31.00
PERK6000-SCR	Replacement Sensor Lens (New Style Round Lens)	26.00
PERK6000-W	Allen Wrench	9.60
PERK6000-SR	Sensor Module (New Style Round Lens)	334.00
PERK6000-BUTTON	Manual Override Replacement Button	3.20
PERK6000-BUTTON-HARD	Hard Plastic Manual Override Button for EZ CPM	5.30
PERK6000-MRK	Plunger Assembly Repair Kit	53.00
PERK6000-W-TC	Hollow Hex Wrench for Pin Battery Screw	9.60
PERK6000-MO	Motor Operator for Concealed E-Z Flush	292.00

EcoVantage® Battery Sensor Flush Valves – ZTS Series

ZTS

Product Number	Description	Unit Price
PTS6200-EL	Electronic/Lens Assembly	\$213.00
PTS6200-LL-CP	Valve Cover	43.00
PTS6200-M	Solenoid Assembly	90.00
PTS6200-SK	Solenoid Assembly Screws (6); Hex Head	38.00
PTS6200-24	Manual Override Button Assembly	57.00
PTS6200-J1	2.18" Tailpiece	23.80
PTS6200-J2	2.8" Tailpiece	28.00
PTS6200-J3	3.44" Tailpiece	36.00
PTS6200-J4	4.06" Tailpiece	62.00
PTS6200-J5	4.68" Tailpiece	47.00
PTS6200-HET	ZTS Piston Assembly	78.00
PTS6200-PC	Piston, Cover & Solenoid with Screws	124.00
PTS6200-PISTON-RK	ZTS Piston Repair Kit	115.00

EcoVantage® Battery Sensor Flush Valves – ZTR Series

ZTR

Product Number	Description	Unit Price
PTR6200-24	Manual Override Button Assembly	\$ 43.00
PTR6200-EC	ZTR Piston Kit	61.00
PTR6200-HAS	Valve Housing	279.00
PTR6200-L-S	Cover Screw	21.70
PTR6200-M	Solenoid Replacement Kit	85.00
PTR6200-M-RING	Flange O-Ring	16.60
PTR6200-M-S	Flange Screw	21.70
PTR6200-L-1.28	1.28 GPF Valve Cap	293.00
PTR6200-L-1.6	1.6 GPF Valve Cap	293.00
PTR6200-L-1.1	1.1 GPF Valve Cap	293.00
PTR6200-L-1.0	1.0 GPF Valve Cap	293.00
PTR6200-L-0.5	0.5 GPF Valve Cap	293.00
PTR6200-L-0.25	0.25 GPF Valve Cap	293.00
PTR6200-L-0.125	0.125 GPF Valve Cap	293.00

Z5795 Waterfree Urinal Parts

Product Number	Description	Unit Price
P5795-1	Strainer for Waterfree Urinal	\$ 36.00
P5795-2	Bell Trap for Waterfree Urinal	9.60
P5795-3	Bell Trap O-Ring for Waterfree Urinal	6.50
P5795-4	Ferrule for Waterfree Urinal	6.50
P5795-5	Ferrule Nut for Waterfree Urinal	6.50
P5795-6	Ferrule Nut and Ferrule for Waterfree Urinal	6.50
P5795-7	Flange Gasket for Waterfree Urinal	12.90
P5795-8	Flange for Waterfree Urinal	35.00
P5795-9	Flange and Gasket for Waterfree Urinal	45.00
P5795-10	Strainer Removal Tool for Waterfree Urinal	62.00
ZGS-1280Z	Gallon Bottle of AquaGreen Sealant for Z5795 Waterfree Urinal	465.00
ZGS-320Z	Quart Bottle of AquaGreen Sealant for Z5795 Waterfree Urinal	156.00
ZGS-040Z	4 Oz. Bottle of AquaGreen Sealant for Z5795 Waterfree Urinal	20.20

EcoVantage® Pint Urinal Parts**ZEG**

Product Number	Description	Unit Price
PEG6003-L-1-G2	G2 Cover Replacement Kit with Electronics	\$280.00
PEG6003-CVR-ORING-G2	G2 Cover Ring	3.20
PEG6003-CVR-S	Cover Screws (2)	2.10
PEG6003-HSA-G2	G2 Housing Replacement Kit	280.00
PEG6003-G2-J1	Tailpiece Assembly	26.00
PEG6003-C31	Tailpiece O-Ring	3.20
PEG6003-FA-G2	G2 Filter Assembly	17.10
PEG6003-D-SD	Control Stop Repair Kit	19.10
PEG6003-C-SD-CP	Control Stop	88.00
PEG6003-L-1	Cover Replacement Kit with Electronics	281.00
PEG6003-CVR-ORING	Cover O-Ring	3.20
PEG6003-HSA-1	Housing Replacement Kit	280.00
PEG6003-BD	Battery Tray	18.10
PEG6003-FA	Filter Replacement Kit	17.10
PEG6003-M	Solenoid Replacement Kit	90.00
PEG6003-SRK	Solenoid Repair Kit	26.00
P6900-AT-MAG	Magic Magnet	12.90

EcoVantage® ZGEN Parts**ZGEN**

Product Number	Description	Unit Price
PGEN200-M-RING	Solenoid O-Ring	\$ 2.20
PGEN6200-AA-CP	Vacuum Breaker Tube Nut	15.80
PGEN6200-BAT	Replacement Battery	98.00
PGEN6200-BD-KIT	Battery Drawer Repair Kit	6.20
PGEN6200-CA	Field Adjust Communication Cable	108.00
PGEN6200-CA-CD	Field Adjust Software & Cable	77.00
PGEN6200-CD	Field Adjust Software	128.00
PGEN6200-EC	1.6 and 1.28 GPF Piston Replacement Kit	22.80
PGEN6200-EL-1.28	1.28 GPF Electronics Assmely	810.00
PGEN6200-EL-1.6	1.6 GPF Electronics Assembly	810.00
PGEN6200-FA	1.6 and 1.28 GPF Filter Replacement	11.90
PGEN6200-GEN	1.6 and 1.28 GPF Hydro Generator Replacement Kit	542.00
PGEN6200-HSA	Lower Body Housing Replacement Kit	135.00
PGEN6200-IC	Interface Cable	18.60
PGEN6200-L	Valve Cap	101.00
PGEN6200-LL-1.28	1.28 GPF Valve Cap, Electronics & Sensor Assembly	1,132.00
PGEN6200-LL-1.6	1.6 GPF Valve Cap, Electronics & Sensor Assembly	1,132.00
PGEN6200-L-S	Vandal Resistant Valve Cap Screws	5.20
PGEN6200-M	Solenoid Replacement Kit	62.00
PGEN6200-MOB	Push Button Replacement Kit	35.00
PGEN6200-S-KIT	Hydrovantage Replacement Screws	10.10
PGEN6200-SR	1.6 and 1.28 GPF Sensor Assembly	228.00
PGEN6200-W	Allen Wrench 2.5mm	2.60
PGEN6203-EL-0.125	0.125 GPF Electronics Assembly	810.00
PGEN6203-EL-0.25	0.25 GPF Electronics Assembly	810.00
PGEN6203-EL-0.5	0.5 GPF Electronics Assembly	810.00
PGEN6203-EL-1.0	1.0 GPF Electronics Assembly	810.00
PGEN6203-EU	1.0 and 1.5 GPF Piston Replacement Kit	19.70
PGEN6203-EU-LF	0.25 and 0.125 GPF Piston Replacement Kit	23.00
PGEN6203-FA	1.0 and 0.5 GPF Filter Replacement	25.00
PGEN6203-FA-LF	0.25 and 0.125 GPF Filter Replacement	11.90
PGEN6203-GEN	1.0 and 0.5 GPF Hydro Generator Replacement Kit	543.00
PGEN6203-GEN-LF	0.25 and 0.125 Hydro Generator Replacement Kit	542.00
PGEN6203-LL-0.125	0.125 GPF Valve Cap, Electronics and Sensor Assembly	1,132.00
PGEN6203-LL-0.25	0.25 GPF CAP Valve Cap, Electronics and Sensor Assembly	1,132.00
PGEN6203-LL-0.5	0.5 GPF CAP Valve Cap, Electronics and Sensor Assembly	1,132.00
PGEN6203-LL-1.0	1.0 GPF CAP Valve Cap, Electronics and Sensor Assembly	1,132.00
PGEN6203-SR	1.0 / 0.5 / .25 / .125 GPF Sensor Assembly	228.00

AquaSense® Electronic Sensor-Operated Faucets

Z6913-XL, Z6915-XL, Z6920-XL, and Z6922-XL

ZEF

Product Number	Description	Unit Price
P6900-20E	1.5 GPM Standard Vandal-Resistant Aerator (Models Z6913-XL, Z6915-XL, Z6918-XL)	38.00
P6900-20E-GN	1.5 GPM Standard Vandal-Resistant Aerator (Models Z6920-XL, Z6922-XL)	46.00
P6900-20F	0.5 GPM Vandal-Resistant Non-Aerated Flow Outlet (Models Z6913-XL and Z6915-XL)	38.00
P6900-20F-GN	0.5 GPM Vandal-Resistant Gooseneck Non-Aerated Flow Outlet (Models Z6920-XL and Z6922-XL)	46.00
P6900-20J	1.5 GPM Vandal-Resistant Laminar Flow Outlet (Models Z6913-XL and Z6915-XL)	38.00
P6900-20J-GN	1.5 GPM Vandal-Resistant Laminar Flow Gooseneck Outlet (Models Z6920-XL and Z6922-XL)	46.00
P6900-20K	1.0 GPM Vandal-Resistant Laminar Flow Outlet (Models Z6913-XL and Z6915-XL)	38.00
P6900-20K-GN	1.0 GPM Vandal-Resistant Laminar Flow Gooseneck Outlet (Models Z6920-XL and Z6922-XL)	46.00
P6900-20L	1.0 GPM Vandal-Resistant Aerator (Models Z6913-XL and Z6915-XL)	38.00
P6900-20L-GN	1.0 GPM Vandal-Resistant Aerator (Models Z6920-XL and Z6922-XL)	46.00
P6900-21	Vandal-Resistant Aerator Wrench	2.10
P6900-20M	0.35 GPM Vandal-Resistant Non-Aerated Flow Outlet (Models Z6913-XL and Z6915-XL)	38.00
P6900-20M-GN	0.35 GPM Vandal-Resistant Non-Aerated Flow Outlet (Models Z6920-XL and Z6922-XL)	46.00
P6900-20N	0.5 GPM Laminar Flow Outlet (Models Z6913-XL, Z6915-XL)	38.00
P6900-20N-GN	0.5 GPM Laminar Flow Outlet (Models Z6920-XL)	46.00

Sensor Flush
Valves and Faucets

Manual Flush Valves

Aquaparts® Parts
and Assemblies

AquaSpec®
Commercial Faucets

Temp-Gard®
Products

Tubular Brass
Plumbing Products

Commercial Fixtures

AquaSense® E-Z Sensor-Operated Faucets Replacement Parts

ZBF

Z6913-XL, Z6915-XL, Z6920-XL, and Z6922-XL

Product Number	Description	Unit Price
P6912-1	Spout Assembly (Includes Spout, Aerator, Sensor, Base Plate Gasket, and Mounting Kit)	\$550.00
P6900-120B	Filter Kit for Z6913-XL, Z6915-XL, Z6920-XL, and Z6922-XL	76.00
P6900-ACA	ACA Plug-in Power Converter 6 VDC for Z6913-XL, Z6915-XL, Z6920-XL, and Z6922-XL	69.00
P6900-B-L	Electronics Module for Z6913-XL, Z6915-XL, Z6920-XL, and Z6922-XL	626.00
P6913-1	Spout Assembly (Includes Spout, Aerator, Sensor, Base Plate Gasket, and Mounting Kit)	549.00
P6913-42	Base Plate Gasket	9.60
P6913-43	Mounting Kit for Z6913-XL	23.80
P6900-CP4	4" Cover Plate (New Style) for Z6913-X and Z6920-XL Faucets	85.00
P6900-CP8	8" Cover Plate (New Style) for Z6913-XL and Z6920-XL Faucets	94.00
P6915-1	Spout Assembly (Includes Spout, Shank, Aerator, Sensor, Mounting Kit, and Base Plate Gasket)	549.00
P6915-42	Base Plate Gasket	9.60
P6915-43	Mounting Kit for Z6915-XL	23.80
P6920-1	Base Assembly (Includes Base, O-Ring, Gasket, Shank, Sensor, and Mounting Kit) for Z6920-XL	493.00
P6920-42	Base Plate Gasket	15.00
P6920-43	Mounting Kit for Z6920-XL	23.80
P6900-121	Filter Screen Replacement Kit (Z6920-XL)	19.10
P6922-1	Body Assembly Back Mount (Includes Body, Gasket, Shank, Sensor, and Mounting Kit)	497.00
P6922-43	Mounting Kit for Z6922-XL	31.00
P6900-B-BD	Battery Drawer for Z6913-XL, Z6915-XL, Z6920-XL, and Z6922-XL	19.10
P6900-SSH-1	Supply Hose - 3/8" x 1/2" x 18" Long (Supply Hose from MV to Filter)	32.00
P6900-SSH-2	Supply Hose - 3/8" x 3/8" x 12" Long (Supply Hose from Stop to MV)	20.70
P6900-GA	3-1/2" Centerline Gooseneck Spout (with Aerator)	75.00
P6900-GB	5-3/8" Centerline Gooseneck Spout (with Aerator)	86.00
P6900-GC	8" Centerline Gooseneck Spout (with Aerator)	132.00
P6900-IA3	1/2" Female x 3/8" Male Faucet Shank Adapter	15.00
P6900-SRK	Solenoid Rebuild Kit (Diaphragm, Plunger, and Plunger Spring)	88.00
P6000-HW6	Hardwired Power Converter for Battery Faucets (Z6913-XL, Z6915-XL, Z6920-XL, and Z6922-XL)	122.00
P6900-CWB	Connecting Wire for Battery Faucets (Z6913-XL, Z6915-XL, Z6920-XL, and Z6922-XL)	9.60
P6900-XL-MT	Mixing Tee with Filters and Backchecks	81.00
P6900-XL-MT-1	Filter and Backcheck Assembly (one) for Mixing Tee	31.00
P6900-XL-MT-2	Tee Assembly for Mixing Tee	23.80
P6900-W	Wrench for Battery Compartment	9.60
P6900-SG	Shank Gasket	2.10

AquaSense® E-Z Sensor-Operated Faucets Replacement Parts, *continued*

ZBF

Repair Parts List Z6930-XL

Product Number	Description	Unit Price
P6930-XL-1	Z6930 Spout Assembly with Sensor	\$707.00
P6930-XL-B-L	Electronics Box with Solenoid	688.00
P6900-SRK	Solenoid Rebuild Kit (Diaphragm, plunger and plunger spring)	88.00
P6900-120B	Filter Kit	76.00
P6930-XL-42	Z6930 Base Plate Gasket	9.30
P6900-43	Mounting Kit	32.00
P6900-MV-7	Filter Screen	12.40
P6900-ACA	Optional Plug-in Power Converter	69.00
P6900-SG	Shank Connection Gasket	2.10
P6900-CP4	4" Cast Cover Plate w/Gasket	85.00
P6900-CP8	8" Cast Cover Plate w/Gasket	94.00
P6900-XL-MT	Mixing Tee w/Filters and Back Checks	81.00
P6900-MV-XL	Mixing Valve w/Filter	99.00
P6930-XL-EL	Z6930 Sensor Assembly	138.00
P6900-SSH	Single Stainless Supply Hose (XL)	32.00
P6900-SSH-2	Dual Stainless Supply Hoses (XL)	20.70

Aerator Parts List Z6930-XL

Product Number	Description	Unit Price
P6930-20E	1.5 GPM Cache Style Pressure Compensating Aerator	\$21.70
P6930-20J	1.5 GPM Cache Style Laminar Flow Outlet	21.70
P6930-20L	1.0 GPM Cache Style Aerated Spray Outlet	21.70
P6930-20K	1.0 GPM Cache Style Laminar Flow Outlet	21.70
P6930-20F	0.5 GPM Cache Style Non-Aerated Spray Outlet	21.70
P6930-20M	0.35 GPM Cache Style Non-Aerated Spray Outlet	21.70
P6930-20N	0.5 GPM Cache Style Laminar Flow Outlet	21.70
P6930-20WR	Cache Style Aerator VP Wrench for Z6930-XL (Plastic)	21.70

Slim Fit Aerator Z6913-XL and Z6915-XL

Product Number	Description	Unit Price
P6900-20E-S	1.5 GPM Slim Fit Vandal-Resistant Aerator	\$21.70
P6900-20J-S	1.5 GPM Slim Fit Vandal-Resistant Laminar Flow Outlet	21.70
P6900-20L-S	1.0 GPM Slim Fit Vandal-Resistant Flow Outlet	21.70
P6900-20F-S	0.5 GPM Slim Fit Vandal-Resistant Non-Aerated Spray Outlet	21.70
P6900-20M-S	0.35 GPM Slim Fit Vandal-Resistant Non-Aerated Spray Outlet	21.70

Miscellaneous Sensor-Operated Faucet Parts**Z6913-XL, Z6915-XL, Z6920-XL, Z6922-XL, Z6930-XL**

Product Number	Description	Unit Price
P6900-XL-ADM	Above Deck Mixing Valve	\$365.00
P6900-IA3	1/2" Female x 3/8" Male Faucet Shank Adapter	15.00
P6900-MV	Manual Mixing Valve with Filter and Backchecks	99.00
P6900-XL-MT	Mixing Tee with Filters and Backchecks	81.00
P6900-SO	Spray Outlet (Rose Spray)	65.00
P6900-XL-TMV	Thermostatic Mixing Valve for Multiple Faucets – 8 GPM Flow (Lead-Free)	416.00
P6900-XL-TMV-1	Thermostatic Mixing Valve for Single Faucet (Lead-Free)	344.00
P6900-CP4-GSK	4" Cover Plate Gasket for Z6913-XL, and Z6920-XL Faucets (Z6930-XL)	12.90
P6900-CP8-GSK	8" Cover Plate Gasket for Z6913-XL, and Z6920-XL Faucets (Z6930-XL)	16.00
P6900-LD-CVR	Lock Down Kit for -CP4 and -CP8 Cover Plate Z6913-XL, Z6920-XL, and Z6930-XL	21.20
P6900-CP4-1	4" Cover Plate with Hole for ADM Fits Z6913-XL Faucet	106.00
P6920-CP4-1	4" Cover Plate with Hole for ADM Fits Z6920-XL Faucet	106.00
P6900-CP8-2	8" Cover Plate with Hole for ADM Fits Z6913-XL Faucet	117.00
P6920-CP8-2	8" Cover Plate with Hole for ADM Fits Z6920-XL Faucet	117.00
P6900-MV-1	Face Plate Screw and Washer	1.10
P6900-MV-2	Temperature Adjusting Screw	1.10
P6900-MV-3	Temperature Adjusting Face Plate for P6900-MV	19.10
P6900-MV-4	Backcheck	14.00
P6900-MV-5	Ferrule	2.10
P6900-MV-6	Nut	3.20
P6900-MV-7	Filter Screen	12.40
P6900-MV-8	Filter Cap Gasket	1.10
P6900-MV-9	Filter Cap	11.90
P6900-SH	Three-Piece Supply Hose - (2 pcs.) 3/8" F x 3/8" F x 12" and (1 pc.) 3/8" F x 1/2" F x 18"	90.00
P6900-SSH	Single Supply Hose (3/8" F x 1/2" F x 18")	32.00
P6900-SRK	Solenoid Repair Kit for Z6913-XL, Z6915-XL, Z6920-XL, and Z6922-XL Faucets	88.00
P6000-HW6	Hardwire 6 VDC Power Converter	122.00

Zurn/Sloan Comparison Guide

Zurn Aquaparts are interchangeable with Sloan Royal®/Regal® valves.

Zurn Aquaflush/AquaVantage	Sloan Royal/Regal	
Product Number	Product Number	Description
P6000-M1-CP	A-6-CP	Handle Coupling - CP
P6000-M1-RB	A-6-RB	Handle Coupling - RB
P6000-M10	A-31	Handle Gasket
P6000-L	A-71	Inside Plastic Cover
P6000-E14	A-15-A	Molded Disc
P6000-EC13	A-19-AC	Trip Mechanism/Relief Valve - Closet
P6000-EU13	A-19-AU	Trip Mechanism/Relief Valve - Urinal
P6000-ECR-FF	A-36-A	Closet Repair Kit - 4.5 gal.
P6000-EUR-WS	A-37-A	Urinal Repair Kit - 1.5 gal.
P6000-ECR-WS	A-38-A	Closet Repair Kit - 3.5 gal.
P6000-ECR-FP	A-39-A	Foot Pedal Repair Kit - Closet - 4.5 gal.
P6000-EUR-FP	A-40-A	Foot Pedal Repair Kit - Urinal - 1.5 gal.
P6000-ECR-WS1	A-41-A	Closet Repair Kit - 1.6 gal.
P6000-EUR-WS1	A-42-A	Urinal Repair Kit - 1.0 gal.
P6000-EUR-EWS	A-43-A	Urinal Repair Kit - 0.5 gal.
P6000-ECR-PWS	A-44-A	Closet Repair Kit - 2.4 gal.
P6000-EG-WS1	A-151-A	Low Consumption Guide Assembly - LC - 1.6 gal. (Old Style)
P6000-ER15	A-56-A	Diaphragm
P6000-EER	A-156-AA	Diaphragm Repair Kit
P6000-EG	A-163-A	Guide Assembly - Old Style with Reversible Flow Ring (For Black Segmented Diaphragm)
P6000-EUA-WS	A-1037-A	Water Saving Urinal Kit - 1.5 gal. flush
P6000-ECA-WS	A-1038-A	Water Saving Closet Kit - 3.5 gal. flush
P6000-ECA-WS1	A-1041-A	Low Consumption Closet Kit - 1.6 gal. flush
P6000-EUA-WS1	A-1042-A	Low Consumption Urinal Kit - 1.0 gal. flush
P6000-EUA-EWS	A-1043-A	Extra Water Saving Urinal Kit - .5 gal. flush
P6000-ECA-PWS	A-1044-A	Partial Water Saving Closet Kit - 2.4 gal. flush
P6000-ECA-WS1-RK	A-1101-A	Closet Rebuild Kit - Low Consumption - 1.6 gal. flush
P6000-ECA-WS-RK	A-1102-A	Closet Rebuild Kit - Water Saving - 3.5 gal. flush
P6000-ECA-PWS-RK	A-1103-A	Closet Rebuild Kit - Partial Water Saving - 2.4 gal. flush
P6000-EUA-EWS-RK	A-1106-A	Urinal Rebuild Kit - Extra Water Saving - .5 gal. flush
P6000-EUA-WS1-RK	A-1107-A	Urinal Rebuild Kit - Low Consumption - 1.0 gal. flush
P6000-EUA-WS-RK	A-1108-A	Urinal Rebuild Kit - Water Saving - 1.5 gal. flush
P6000-N-3.75L	B-12-A	Handle Assembly - 3-3/4" 'L' Dim.
P6000-N-4.75L	B-12-A	Handle Assembly - 4-3/4" 'L' Dim.
P6000-N-5.75L	B-12-A	Handle Assembly - 5-3/4" 'L' Dim.
P6000-N-6.75L	B-12-A	Handle Assembly - 6-3/4" 'L' Dim.
P6000-N-7.75L	B-12-A	Handle Assembly - 7-3/4" 'L' Dim.
P6000-N-8.75L	B-12-A	Handle Assembly - 8-3/4" 'L' Dim.
P6000-N-9.75L	B-12-A	Handle Assembly - 9-3/4" 'L' Dim.
P6000-N-10.75L	B-12-A	Handle Assembly - 10-3/4" 'L' Dim.
P6000-N-11.75L	B-12-A	Handle Assembly - 11-3/4" 'L' Dim.
P6000-N-12.75L	B-12-A	Handle Assembly - 12-3/4" 'L' Dim.
P6000-N-13.75L	B-12-A	Handle Assembly - 13-3/4" 'L' Dim.
P6000-N-14.75L	B-12-A	Handle Assembly - 14-3/4" 'L' Dim.
P6000-N1	B-23-A	Wall Flange
P6000-N3	B-24	Adjusting Nut
P6000-M4	B-32	Handle - CP (Grip Only)
P6000-M	B-32-A	Handle Assembly for Exposed Valve

When ordering parts, always list product number and description.

Zurn/Sloan Comparison Guide, continued*Zurn Aquaparts are interchangeable with Sloan Royal®/Regal® valves.*

Zurn Aquafush/AquaVantage	Sloan Royal/Regal	Description
Product Number	Product Number	
P6000-M9	B-39-A	Handle Seal
P6000-MK	B-50-A/B-51-A	Handle Repair Kit for Exposed Valve (Side) - Zurn No-Leak
P6000-NK	B-55-A	Handle Repair Kit - Concealed Valve
P6000-M-BG	B-62-A	BioCare Handle Assembly
P6000-M-ADA	B-73-A	ADA Handle Assembly for Exposed Valve (Side)
P6000-ML4	C-2	Small Push Button - CP
P6000-ML	C-2-A	Small Push Button Assembly for Exposed Valve
P6000-NL-3.75L	C-9-A	Small Push Button Assembly - 3-3/4" 'L' Dim.
P6000-NL-4.75L	C-9-A	Small Push Button Assembly - 4-3/4" 'L' Dim.
P6000-NL-5.75L	C-9-A	Small Push Button Assembly - 5-3/4" 'L' Dim.
P6000-NL-6.75L	C-9-A	Small Push Button Assembly - 6-3/4" 'L' Dim.
P6000-NL-7.75L	C-9-A	Small Push Button Assembly - 7-3/4" 'L' Dim.
P6000-NL-8.75L	C-9-A	Small Push Button Assembly - 8-3/4" 'L' Dim.
P6000-NL-9.75L	C-9-A	Small Push Button Assembly - 9-3/4" 'L' Dim.
P6000-NL-10.75L	C-9-A	Small Push Button Assembly - 10-3/4" 'L' Dim.
P6000-NL-11.75L	C-9-A	Small Push Button Assembly - 11-3/4" 'L' Dim.
P6000-NL-12.75L	C-9-A	Small Push Button Assembly - 12-3/4" 'L' Dim.
P6000-NL-13.75L	C-9-A	Small Push Button Assembly - 13-3/4" 'L' Dim.
P6000-NL-14.75L	C-9-A	Small Push Button Assembly - 14-3/4" 'L' Dim.
P6000-MYWK	C-33-A	Foot Pedal Repair Kit for Exposed Flush Valve
P6000-MYW4	C-34	Foot Pedal
P6000-NYW2	C-35	Screw - CP
P6000-NYW3	C-40	Pedal Flange with Setscrew
P6000-NYW-3.75L	C-40-A	Pedal Assembly - 3-3/4" 'L' Dim.
P6000-NYW-4.75L	C-40-A	Pedal Assembly - 4-3/4" 'L' Dim.
P6000-NYW-5.75L	C-40-A	Pedal Assembly - 5-3/4" 'L' Dim.
P6000-NYW-6.75L	C-40-A	Pedal Assembly - 6-3/4" 'L' Dim.
P6000-NYW-7.75L	C-40-A	Pedal Assembly - 7-3/4" 'L' Dim.
P6000-NYW-8.75L	C-40-A	Pedal Assembly - 8-3/4" 'L' Dim.
P6000-NYW-9.75L	C-40-A	Pedal Assembly - 9-3/4" 'L' Dim.
P6000-NYW-10.75L	C-40-A	Pedal Assembly - 10-3/4" 'L' Dim.
P6000-NYW-11.75L	C-40-A	Pedal Assembly - 10-3/4" 'L' Dim.
P6000-NYW-12.75L	C-40-A	Pedal Assembly - 10-3/4" 'L' Dim.
P6000-NYW-13.75L	C-40-A	Pedal Assembly - 10-3/4" 'L' Dim.
P6000-NYW-14.75L	C-40-A	Pedal Assembly - 10-3/4" 'L' Dim.
P6000-ML3-4	C-42	3" Push Button Replacement Kit
P6000-ML3	C-42-A	3" Push Button Assembly for Exposed Valve
P6000-NL3-3.75L	C-43-A	3" Push Button Assembly - 3-3/4" 'L' Dim.
P6000-NL3-4.75L	C-43-A	3" Push Button Assembly - 4-3/4" 'L' Dim.
P6000-NL3-5.75L	C-43-A	3" Push Button Assembly - 5-3/4" 'L' Dim.
P6000-NL3-6.75L	C-43-A	3" Push Button Assembly - 6-3/4" 'L' Dim.
P6000-NL3-7.75L	C-43-A	3" Push Button Assembly - 7-3/4" 'L' Dim.
P6000-NL3-8.75L	C-43-A	3" Push Button Assembly - 8-3/4" 'L' Dim.
P6000-NL3-9.75L	C-43-A	3" Push Button Assembly - 9-3/4" 'L' Dim.
P6000-NL3-10.75L	C-43-A	3" Push Button Assembly - 10-3/4" 'L' Dim.
P6000-MHK	C-65-A	Small Push Button Repair Kit - Exposed Valve - Zurn No-Leak
P6000-NK	C-70-A	Small Push Button Repair Kit - Concealed
P6003-H26	F-3	3/4" Fiber Washer
P6001-H26	F-3	1-1/4" Fiber Washer

Zurn/Sloan Comparison Guide, continued

Zurn Aquaparts are interchangeable with Sloan Royal®/Regal® valves.

Zurn Aquaflush/AquaVantage	Sloan Royal/Regal	Description
Product Number	Product Number	
P6000-H26	F-3	1-1/2" Fiber Washer
P6003-H27	F-5	3/4" Spud Rubber Gasket
P6001-H27	F-5	1-1/4" Spud Rubber Gasket
P6000-H27	F-5	1-1/2" Spud Rubber Gasket
P6003-H	F-5-A	3/4" Spud Escutcheon and Coupling Assembly
P6001-H	F-5-A	1-1/4" Spud Escutcheon and Coupling Assembly
P6000-H	F-5-A	1-1/2" Spud Escutcheon and Coupling Assembly
P6003-G	F-7	3/4" Wall Flange
P6000-G	F-7	1" Wall Flange
P6001-G-TUBE	F-7	1-1/4" Tube Flange
P6000-G-TUBE	F-7	1-1/2" Tube Flange
P6000-J9	H-5	Tailpiece for GJ - CP – 1-3/4"
P6000-C32-G-CP	H-6	Stop Nut/Coupling GJ - CP
P6000-C32-G-RB	H-6	Stop Nut/Coupling GJ - RB
P6000-C31	H-553	O-Ring for Tailpiece
P6000-D42	H-584	1" Seal Seat
P6000-J1	H-551-A	Tailpiece Assembly 2-1/8" to Rough-in – 4-1/4" - 5-1/4" - CP
P6000-J1-RB	H-551-A	Tailpiece Assembly 2-1/8" to Rough-in – 4-1/4" - 5-1/4" - RB
P6000-J2	H-551-A	Tailpiece Assembly 2-3/4" to Rough-in – 5" - 5-3/4"
P6000-J3	H-551-A	Tailpiece Assembly 3-3/8" to Rough-in – 5-1/2" - 6-1/4"
P6000-J4	H-551-A	Tailpiece Assembly 4" to Rough-in – 6" - 7"
P6000-J5	H-551-A	Tailpiece Assembly 4-5/8" to Rough-in – 6-3/4" - 7-1/2"
P6000-D-SD	H-541-AA	SD Stop Repair Kit - 1"
P6000-C-SD-CP	H-600-A/H-700-A	1" SD Stop - CP
P6000-C-WH-CP	H-600-A/H-700-A	1" WH Stop - CP
P6000-C-WH-RB	H-600-A/H-700-A	1" WH Stop - RB
P6003-C-WH-CP	H-600-A/H-700-A	3/4" WH Stop - CP
P6003-C-WH-RB	H-600-A/H-700-A	3/4" WH Stop - RB
P6000-CG-SD-CP	H-650-AG/H-750-A	1" SD GJ Straight Stop - CP
P6000-CG-SD-CP	H-650-AG/H-750-AG	1" SD GJ Straight Stop - CP
P6000-CG-WH-CP	H-650-AG/H-750-AG	1" WH GJ Straight Stop - CP
P6000-AA-CP	V-553-A	Vacuum Breaker Coupling - CP
P6003-A-CP	V-500-AA/V-600-AA	3/4" x 9" Flush Tube/Vacuum Breaker Less Nut - CP
P6001-A-CP	V-500-AA/V-600-AA	1-1/4" x 9" Flush Tube/Vacuum Breaker Less Nut - CP
P6000-A-CP	V-500-AA/V-600-AA	1-1/2" x 9" Flush Tube/Vacuum Breaker Less Nut - CP
P6000-1-A-CP	V-500-AA/V-600-AA	1-1/2" x 13-1/2" Flush Tube/Vacuum Breaker Less Nut - CP
P6000-2-A-CP	V-500-AA/V-600-AA	1-1/2" x 21 Flush Tube/Vacuum Breaker Less Nut - CP
P6000-3-A-CP	V-500-AA/V-600-AA	1-1/2" x 24 Flush Tube/Vacuum Breaker Less Nut - CP
P6001-1-A-CP**	V-500-AA/V-600-AA	1-1/4" x 13 Flush Tube/Vacuum Breaker Less Nut - CP
P6001-2-A-CP	V-500-AA/V-600-AA	1-1/4" x 21 Flush Tube/Vacuum Breaker Less Nut - CP
P6000-1-A-RB**	V-500-AA/V-600-AA	1-1/2" x 13 Flush Tube/Vacuum Breaker Less Nut - RB
P6000-30-A-RB**	V-500-AA/V-600-AA	1-1/2" x 30 Flush Tube/Vacuum Breaker Less Nut - RB
P6000-B-HP	V-651-A	High Pressure Vacuum Breaker

Sensor Flush
Valves and Faucets

Manual Flush Valves

Aquaparts® Parts
and Assemblies

AquaSpec®
Commercial Faucets

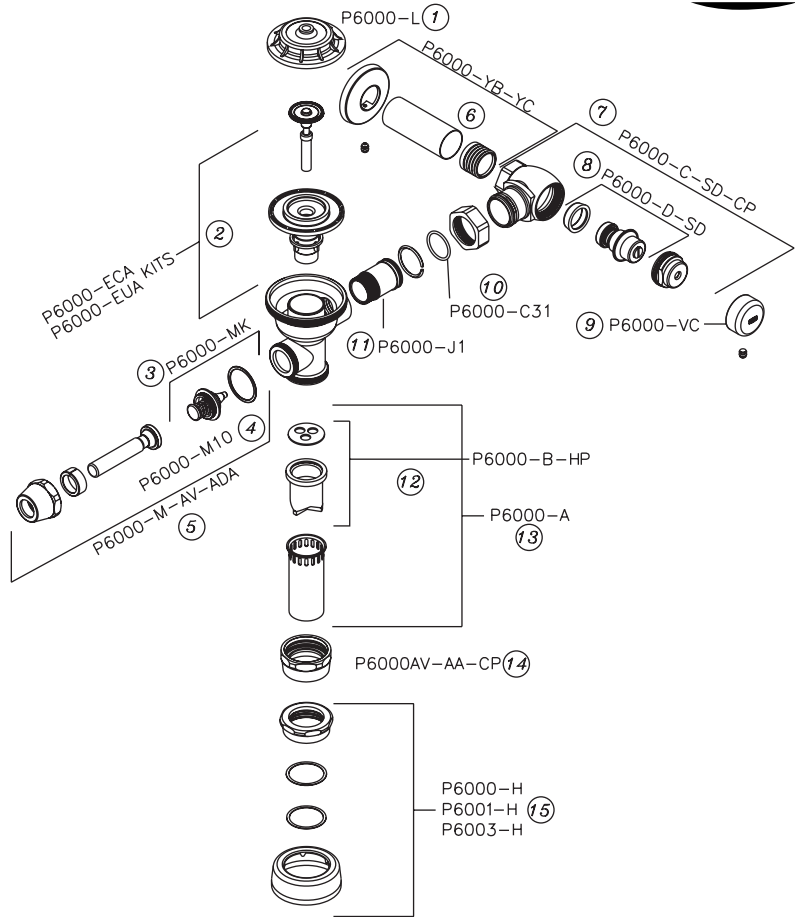
Temp-Gard®
Products

Tubular Brass
Plumbing Products

Commercial Fixtures

AquaVantage® AV Flush Valves

With Chemical and Clog-Resistant, Triple Filter Diaphragm



Standard Features on AquaVantage AV Flush Valves



High Pressure Vacuum Breaker



Low-Force, No Leak, ADA Handle



Cast Wall Flange with Setscrew



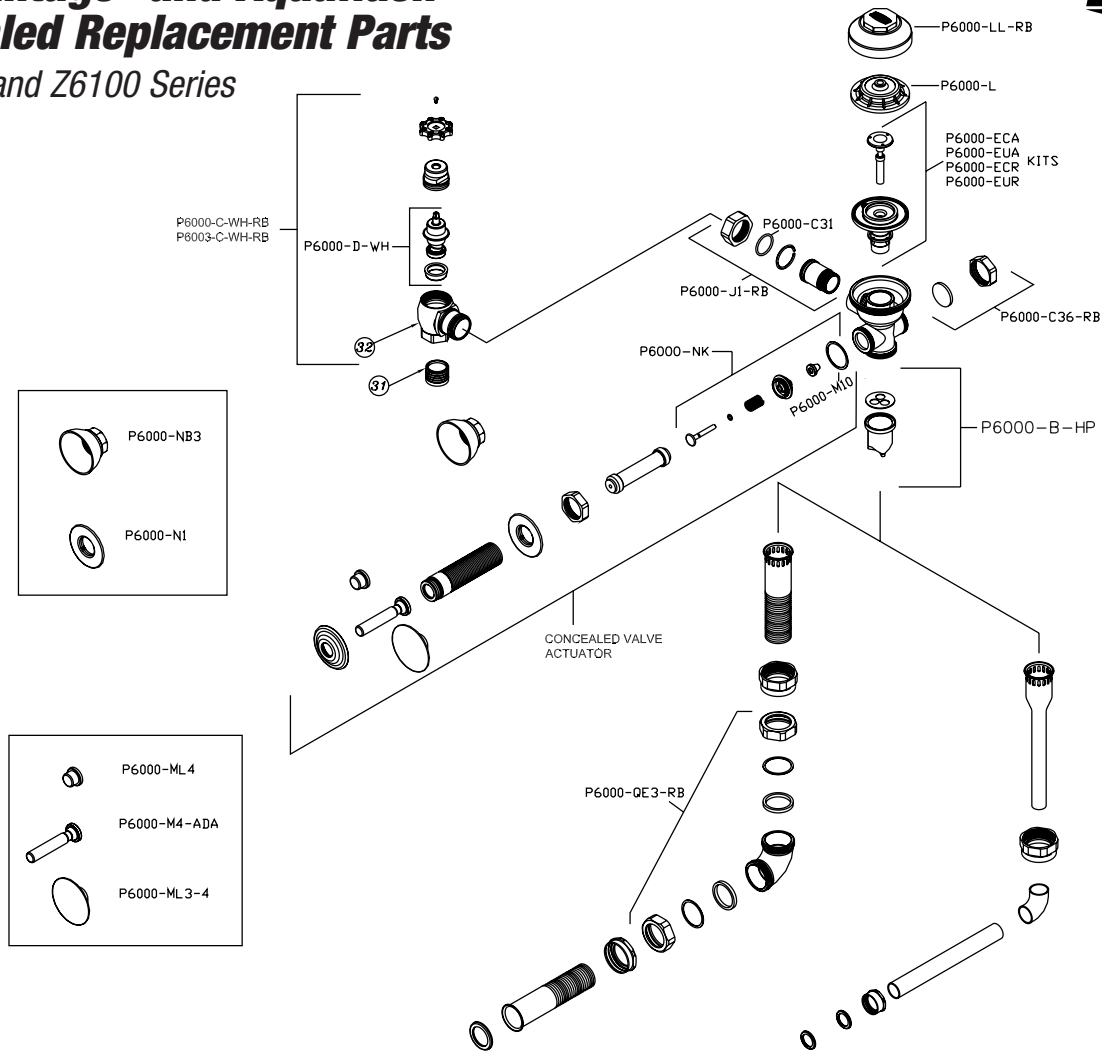
Vandal-Resistant Control Stop Cover

	Description	Product No.
1	Outside Cover - CP	P6000-LL-CP
2	Inside Plastic Cover	P6000-L
3	Closet Repair Kit - 1.28 gpf	P6000-ECA-HET
	Closet Repair Kit - 3.5 gpf	P6000-ECA-WS
	Closet Repair Kit - 1.6 gpf	P6000-ECA-WS1
	Closet Repair Kit - 2.4 gpf	P6000-ECA-PWS
	Urinal Repair Kit - 0.125 gpf	P6000-EUA-ULF
	Urinal Repair Kit - 1.5 gpf	P6000-EUA-WS
	Urinal Repair Kit - 1.0 gpf	P6000-EUA-WS1
	Urinal Repair Kit - 0.5 gpf	P6000-EUA-EWS
4	Handle Repair Kit	P6000-MK
5	Handle Gasket	P6000-M10
6	Handle Assembly - ADA	P6000-M-AV-ADA

	Description	Product No.
7	1" Sweat Solder Kit w/Cast Wall Flange	P6000-YBYC
	3/4" Sweat Solder Kit w/Cast Wall Flange	P6003-YBYC
8	Control Stop - 1" Closet	P6000-C-SD-CP
	Control Stop - 3/4" Urinal	P6003-C-SD-CP
9	Stop Valve Repair Kit - 1" and 3/4"	P6000-D-SD
10	Vandal-Resistant Stop Cover	P6000-VC
11	Tail Piece O-Ring	P6000-C31
12	Tailpiece Assembly	P6000-J1
13	High Pressure Vacuum Breaker Repair Kit	P6000-B-HP
14	Flush Tube Assembly for Flush Valves	P6000-A
	Specify diameter and length.	
15	Vacuum Breaker Nut/Coupling - CP	P6000-AA-CP
		P6000-H - 1-1/2"
		P6001-H - 1-1/4"
16	Spud Coupling Assembly	P6003-H - 3/4"

AquaVantage® and Aquaflush® Concealed Replacement Parts

Z6100AV and Z6100 Series



Sensor Flush
Valves and Faucets

Manual Flush Valves

Aquaparts® Parts
and Assemblies

AquaSpec®
Commercial Faucets

Temp-Gard®
Products

Tubular Brass
Plumbing Products

Commercial Fixtures

AquaVantage Covers and Repair Kits	Product No.
Outside Cover - RB	P6000-LL-RB
Inside Cover	P6000-L
Low Consumption Closet Kit – 1.6 gal.	P6000-ECA-WS1
Water Saving Closet Kit – 3.5 gal.	P6000-ECA-WS
Full Flow Closet Kit – 4.5 gal.	P6000-ECA-FF
Low Consumption Urinal Kit – 1.0 gal.	P6000-EUA-WS1
Water Saving Urinal Kit – 1.5 gal.	P6000-EUA-WS
Full Flow Urinal Kit – 3.0 gal.	P6000-EUA-FF

Aquaflush Covers and Repair Kits	Product No.
Outside Cover - RB	P6000-LL-RB
Inside Cover	P6000-L
Low Consumption Closet Kit – 1.6 gal.	P6000-ECR-WS1
Water Saving Closet Kit – 3.5 gal.	P6000-ECR-WS
Full Flow Closet Kit – 4.5 gal.	P6000-ECR-FF
Low Consumption Urinal Kit – 1.0 gal.	P6000-EUR-WS1
Water Saving Urinal Kit – 1.5 gal.	P6000-EUR-WS
Full Flow Urinal Kit – 3.0 gal.	P6000-EUR-FF

Control Stop Repair Kit and Parts	Product No.
Control Wheel Handle Stop - 1"	P6000-C-WH-RB
Control Wheel Handle Stop - 3/4"	P6003-C-WH-RB
Control Stop Repair Kit for 1" and 3/4"	P6000-D-WH
Sweat Solder Connection	P6000-YBA

Handle Assembly and Repair Kits	Product No.
Concealed Valve Actuator Specify type and 'L' dim.	P6000-N- P6000-NL- P6000-NL3-
Handle Repair Kit	P6000-NK
Handle Seal	P6000-M9
Handle Gasket	P6000-M10

Adjustable Tailpieces	Product No.
Adjustable Tailpiece for Standard Flush Valve	P6000-J1-RB
Tailpiece Locking Ring	P6000-C30
Tailpiece O-Ring	P6000-C31
Coupling Nut	P6000-C32-RB
Handle Nut Solid with Gasket	P6000-C36-RB

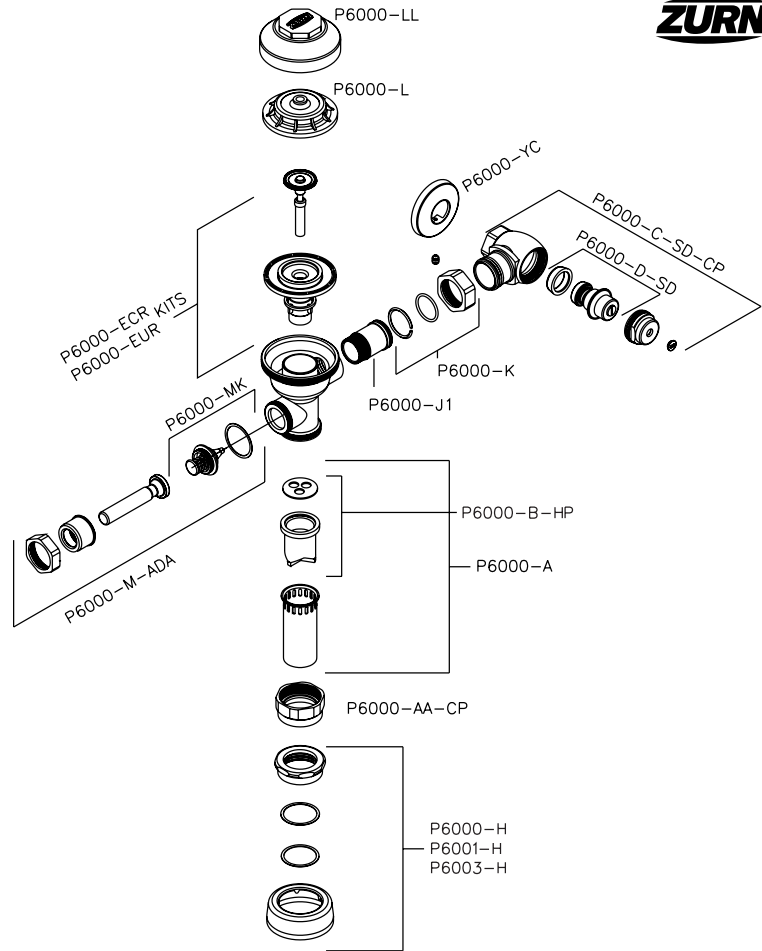
Flush Connections and Spud Coupling Kits	Product No.
Flush Tube Assembly for Concealed Flush Valves – Refer to Section Q on page 48. Specify 'L' dim. and valve used.	P6000-QFC __
High Pressure Vacuum Breaker Repair Kit	P6000-B-HP
Spud Coupling Assembly For 1-1/2" For 1-1/4" For 3/4"	P6000-HN-RB P6001-HN-RB P6003-HN-RB

For additional information, see FV212 or FV251.

When ordering parts, always list product number and description.

Aquaflush® Flush Valves

With Chemical and Clog-Resistant Diaphragm



Standard Features on Aquaflush Flush Valves



High Pressure Vacuum Breaker



Low-Force, No Leak, ADA Handle

For Aquaflush PL- Add

Cast Wall Flange with Setscrew



Vandal-Resistant Control Stop Cover



Covers and Repair Kits	Product No.
Outside Cover - CP	P6000-LL-CP
Inside Cover	P6000-L
Low Consumption Closet Kit – 1.6 gal. flush	P6000-ECR-WS1
Water Saving Closet Kit – 3.5 gal. flush	P6000-ECR-WS
Full Flow Closet Kit – 4.5 gal. flush	P6000-ECR-FF
Low Consumption Urinal Kit – 1.0 gal. flush	P6000-EUR-WS1
Water Saving Urinal Kit – 1.5 gal. flush	P6000-EUR-WS
Full Flow Urinal Kit – 3.0 gal. flush	P6000-EUR-FF
Repair Parts – Inside Parts	Product No.
Urinal Relief Valve	P6000-EU13
Closet Relief Valve	P6000-EC13
Molded Disc	P6000-E14
Diaphragm with Flow Rings	P6000-ER15
Aquaflush Rebuild Kits	Product No.
Closet and Urinal Rebuild Kits	P6000-ECR-WS-RK P6000-ECR-WS1-RK P6000-EUR-WS-RK P6000-EUR-WS1-RK
Handle Assembly and Repair Kits	Product No.
ADA Handle Assembly (Side)	P6000-M-ADA
Handle Repair Kit (Side)	P6000-MK
Handle Seal	P6000-M9
Handle Gasket	P6000-M10

Handle Assembly and Repair Kits (cont'd.)	Product No.
Repair Kit for Front Operation - Exposed	P6000-MHK
Handle Assembly (Front)	P6000-MH
Control Stop Repair Kit and Parts	Product No.
Control Stop Repair Kit for 1" and 3/4"	P6000-D-SD
Seal Seat for 1" and 3/4"	P6000-D42
VP Control Stop Repair Kit for 1" and 3/4"	P6000-D-VP
Sweat Solder Connection 1"	P6000-YB
Sweat Solder Connection 3/4"	P6003-YB
Adjustable Tailpieces	Product No.
Adjustable Tailpiece for Standard Flush Valve	P6000-J1
Tailpiece Locking Ring	P6000-C30
Tailpiece O-Ring	P6000-C31
Coupling Nut	P6000-C32
Flush Connections and Spud Coupling Kits	Product No.
Flush Tube Assembly for Flush Valves Specify diameter and length.	P6000-A
Vacuum Breaker Repair Kit	P6000-B
Spud Coupling Assembly	P6000-H - 1-1/2" P6001-H - 1-1/4" P6003-H - 3/4"

AquaVantage® and Aquaflush® Hydraulic-Operated Replacement Parts



Sensor Flush
Valves and Faucets

Manual Flush Valves

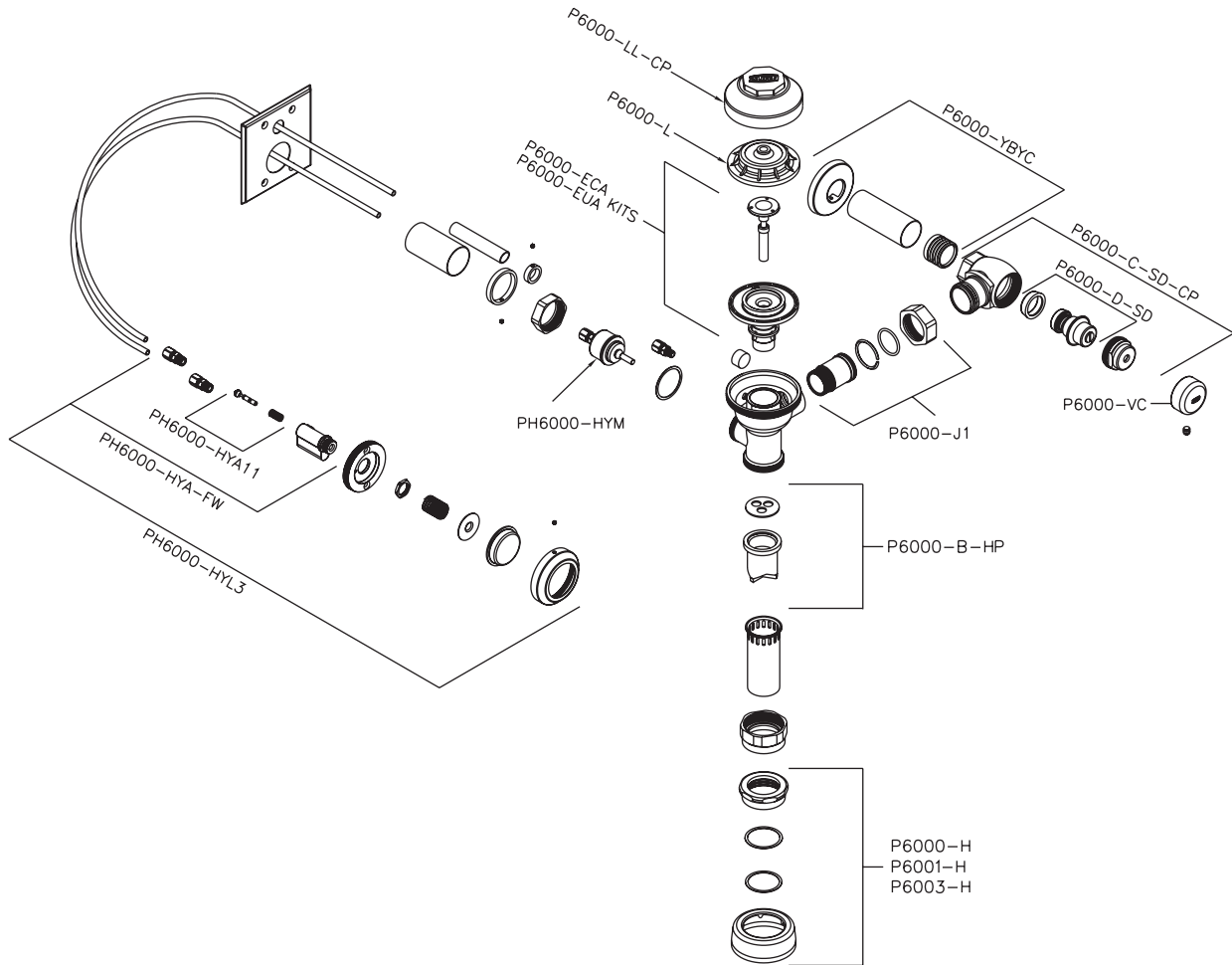
Aquaparts® Parts
and Assemblies

AquaSpec®
Commercial Faucets

Temp-Gard®
Products

Tubular Brass
Plumbing Products

Commercial Fixtures



AquaVantage Covers and Repair Kits	Product No.
Outside Cover - CP	P6000-LL-CP
Inside Cover	P6000-L
Low Consumption Closet Kit – 1.6 gal.	P6000-ECA-WS1
Water Saving Closet Kit – 3.5 gal.	P6000-ECA-WS
Full Flow Closet Kit – 4.5 gal.	P6000-ECA-FF
Low Consumption Urinal Kit – 1.0 gal.	P6000-EUA-WS1
Water Saving Urinal Kit – 1.5 gal.	P6000-EUA-WS
Full Flow Urinal Kit – 3.0 gal.	P6000-EUA-FF

Aquaflush Repair Kits	Product No.
Low Consumption Closet Kit – 1.6 gal.	P6000-ECR-WS1
Water Saving Closet Kit – 3.5 gal.	P6000-ECR-WS
Full Flow Closet Kit – 4.5 gal.	P6000-ECR-FF
Low Consumption Urinal Kit – 1.0 gal.	P6000-EUR-WS1
Water Saving Urinal Kit – 1.5 gal.	P6000-EUR-WS
Full Flow Urinal Kit – 3.0 gal.	P6000-EUR-FF

Actuator Assembly and Repair Parts	Product No.
Large Push Button Assembly, Fixture Wall	PH6000-HYL3-FW
Large Push Button Assembly, Side Wall	PH6000-SHYL3-SW
Metal Push Button Assembly	PH6000-HYL-MB
Metal Push Button Assembly for Penal Use	PH6000-HYLP-MBP
Repair Kit for Hydraulic Actuator	PH6000-HYA11

Control Stops and Repair Kits	Product No.
Control Stop Repair Kit for 1" and 3/4"	P6000-D-SD
Control Stop - 1"	P6000-C-SD-CP
Control Stop - 3/4"	P6003-C-SD-CP
Control Stop - 1" Concealed	P6000-C-WH-RB
Control Stop - 3/4" Concealed	P6003-C-WH-RB

Sweat Solder Kit	Product No.
Solder Adapter, Cover Tube, and Cast Wall Flange	P6000-YBYC

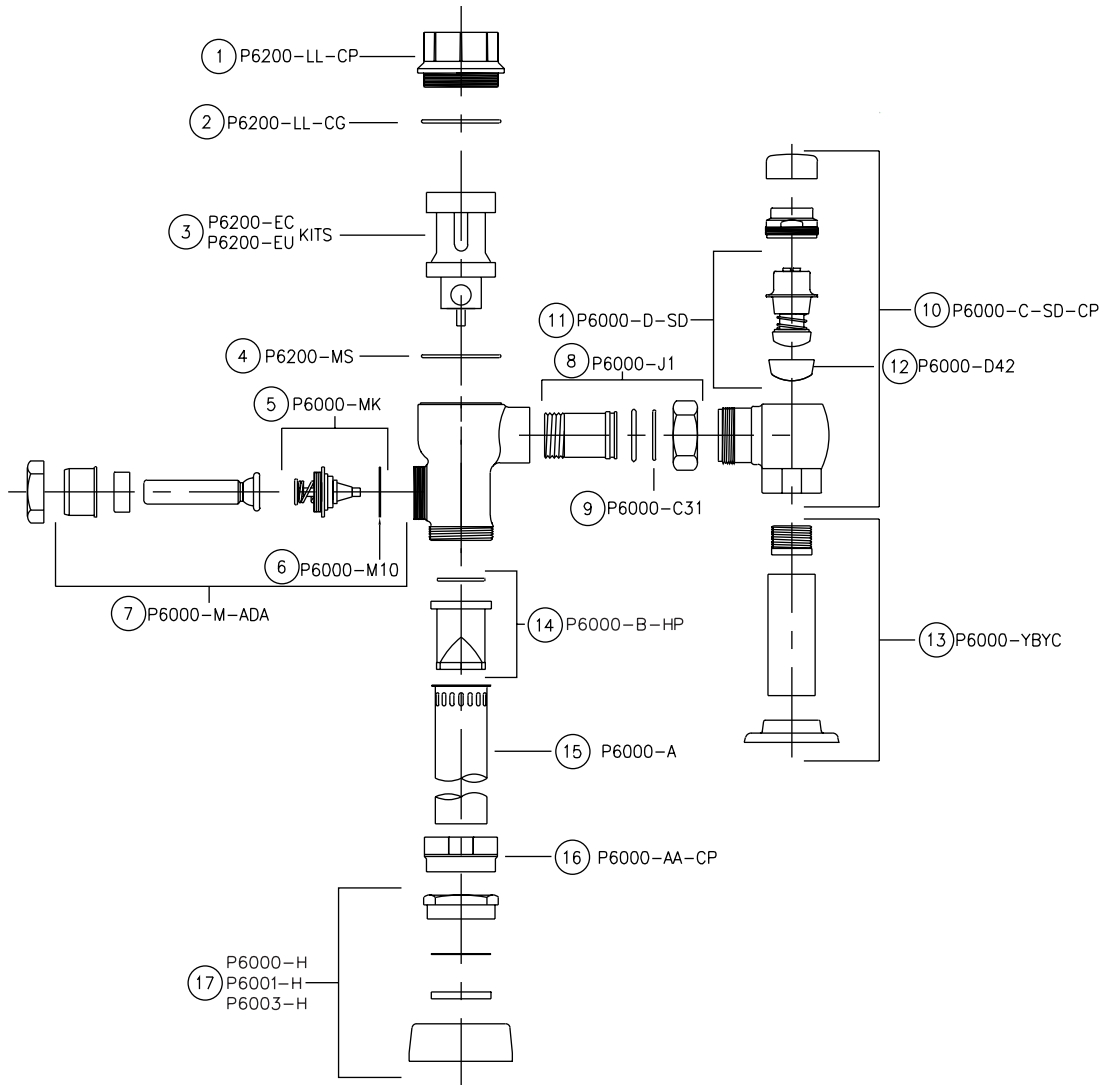
Adjustable Tailpieces	Product No.
Adjustable Tailpieces for Standard Flush Valve	P6000-J1
Tailpiece Locking Ring	P6000-C30
Tailpiece O-Ring	P6000-C31
Coupling Nut	P6000-C32-CP

Flush Connections and Spud Coupling Kits	Product No.
Flush Tube Assemblies for Flush Valves Specify diameter and length.	P6000-A
High Pressure Vacuum Breaker Repair Kit	P6000-B-BP
Spud Coupling Assembly For 1-1/2" For 1-1/4" For 3/4"	P6000-H P6001-H P6003-H

For additional information, see FV241.

When ordering parts, always list product number and description.

Metroflush® Replacement Parts

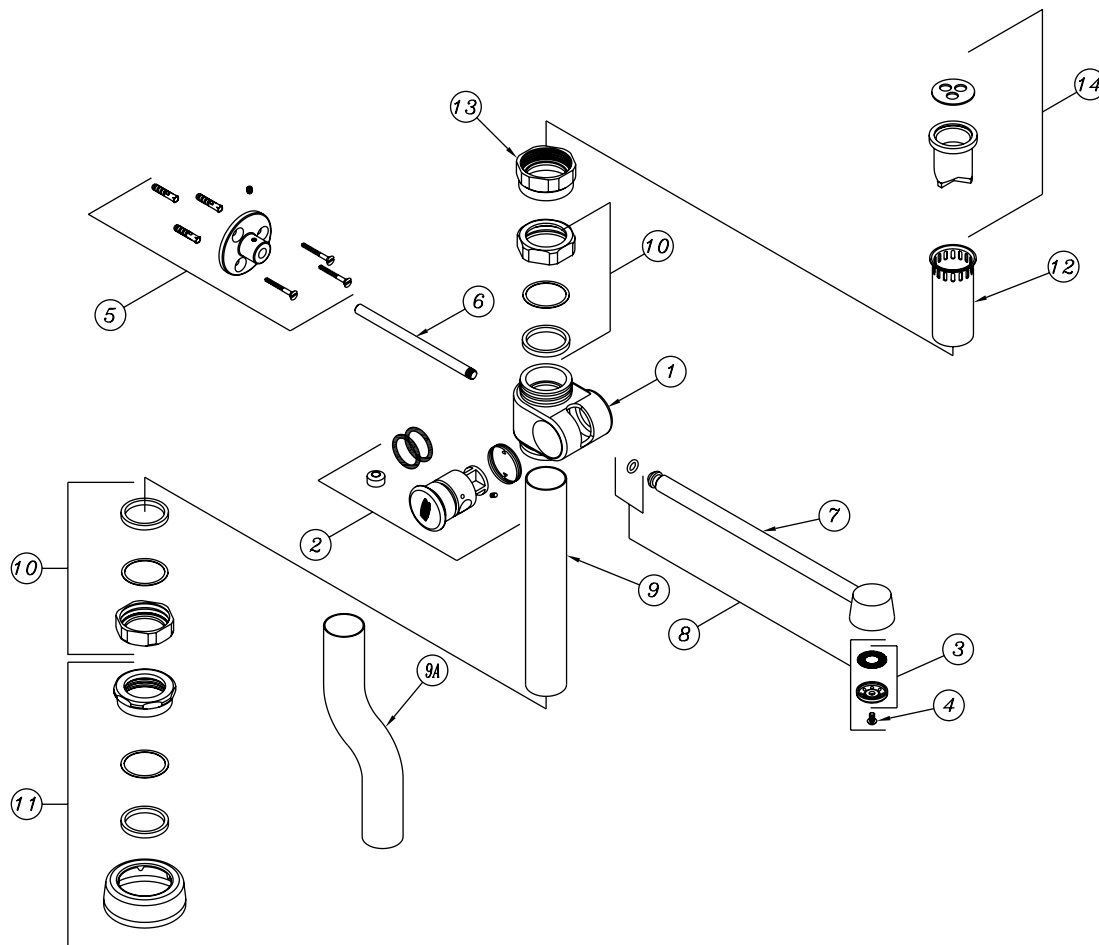


	Description	Product No.
1	Outside Cover - CP	P6200-LL-CP
2	Cover Gasket	P6200-LL-CG
3	Metroflush Repair Kit - Closet 3.5 gal.	P6200-EC-WS
	Metroflush Repair Kit - Closet 1.6 gal.	P6200-EC-WS1
	Metroflush Repair Kit - Closet 1.28 gal.	P6200-EC-HET
	Metroflush Repair Kit - Urinal 1.5 gal.	P6203-EU-WS
	Metroflush Repair Kit - Urinal 1.0 gal.	P6203-EU-WS1
4	Main Seat for Metroflush Valve	P6200-MS
5	Handle Repair Kit	P6000-MK
6	Handle Gasket	P6000-M10
7	Handle Assembly - ADA	P6000-M-ADA
8	Adjustable Tailpieces for Std. Flush Valve	P6000-J1
9	Tailpiece O-Ring	P6000-C31
10	Control Stop - 1" - Closet	P6000-C-SD-CP
	Control Stop - 3/4" - Urinal	P6003-C-SD-CP

	Description	Product No.
11	Control Stop Repair Kit - 1" and 3/4"	P6000-D-SD
12	Seal/Plug Seat for 1" and 3/4"	P6000-D42
13	1" Sweat Solder Kit w/Cast Wall Flange	P6000-YBYC
	3/4" Sweat Solder Kit w/Cast Wall Flange	P6003-YBYC
14	Vacuum Breaker Repair Kit	P6000-B-HP
15	Flush Tube Assembly - 1-1/2"	P6000-A-CP
	Flush Tube Assembly - 1-1/4"	P6001-A-CP
	Flush Tube Assembly - 3/4"	P6003-A-CP
16	Vacuum Breaker Nut/Coupling - CP	P6000-AA-CP
17	Spud Escutcheon and Coupling Assembly -	
	For 1-1/2"	P6000-H
	For 1-1/4"	P6001-H
	For 3/4"	P6003-H

For additional information, see FV116.

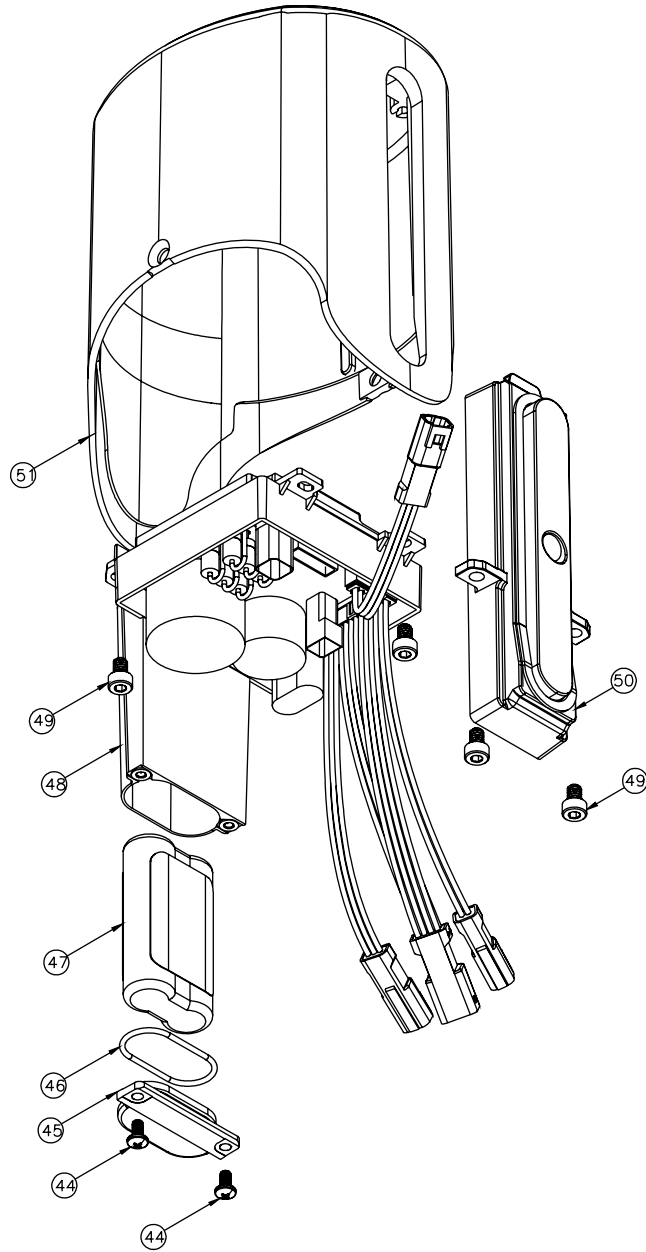
Bedpan Washer (New Style) Replacement Parts



Description	Product No.
1 Diverter Body	P6000-PN21
2 Elbow Assembly (Elbow, Spring, Setscrew, 2 O-Rings, and Grommet)	P6000-PN20
3 Spray Disc	P6000-P3
4 Spray Disc Screw	P6000-P4
5 Wall Flange with Setscrew and Mounting Hardware	P6000-P8
6 Support Rod	P6000-P8-1
7 Spray Arm Assembly - 12"	P6000-PN18
8 Spray Arm Repair Kit (O-Ring, Spray Disc, Screen, and Screw)	P6000-PN19
9 Bottom Tube	P6000-P15
9A Optional Offset Tube	P6000-P15-LO
10 Coupling Assembly - 1-1/2"	P6000-HN-CP
11 Spud Coupling Assembly - 1-1/2"	P6000-H
12 Vacuum Breaker Tube	P6000-1-A-CP
13 Tube Nut	P6000-AA-CP
14 High Pressure Vacuum Breaker Repair Kit	P6000-B-HP
15 Bedpan Diverter Rebuild Kit (Items 8, 2 [Except Elbow], Tube Gasket)	P6000-PN22

For additional information, see FV335.

ZGEN6200EV HydroVantage™ Electronics



Sensor Replacement Parts	Product No.
Sensor Assembly, Item 50	PGEN6200-SR
1.28 gpf Cap, Electronics, and Sensor Assembly, Item 22	PGEN6200-LL-1.28
1.6 gpf Cap, Electronics, and Sensor Assembly, Item 22	PGEN6200-LL-1.6
1.0 gpf Cap, Electronics, and Sensor Assembly, Item 22	PGEN6203-LL-1.0
0.5 gpf Cap, Electronics, and Sensor Assembly, Item 22	PGEN6203-LL-0.5
0.25 gpf Cap, Electronics, and Sensor Assembly, Item 22	PGEN6203-LL-0.25
0.125 gpf Cap, Electronics, and Sensor Assembly, Item 22	PGEN6203-LL-0.125

Electronics Replacement Parts	Product No.
1.28 gpf Electronics Assembly, Item 48	PGEN6200-EL-1.28
1.6 gpf Electronics Assembly, Item 48	PGEN6200-EL-1.6
1.0 gpf Electronics Assembly, Item 48	PGEN6200-EL-1.0
0.5 gpf Electronics Assembly, Item 48	PGEN6200-EL-0.5
0.25 gpf Electronics Assembly, Item 48	PGEN6203-EL-0.25
0.125 gpf Electronics Assembly, Item 48	PGEN6203-EL-0.125
Battery Drawer Repair Kit, Items 44-46	PGEN6200-BD-KIT
Replacement Battery, Item 47	PGEN6200-BAT

For additional information, see FV520.

ZGEN6200EV HydroVantage™ Valve Replacement Parts



Sensor Flush
Valves and Faucets

Manual Flush Valves

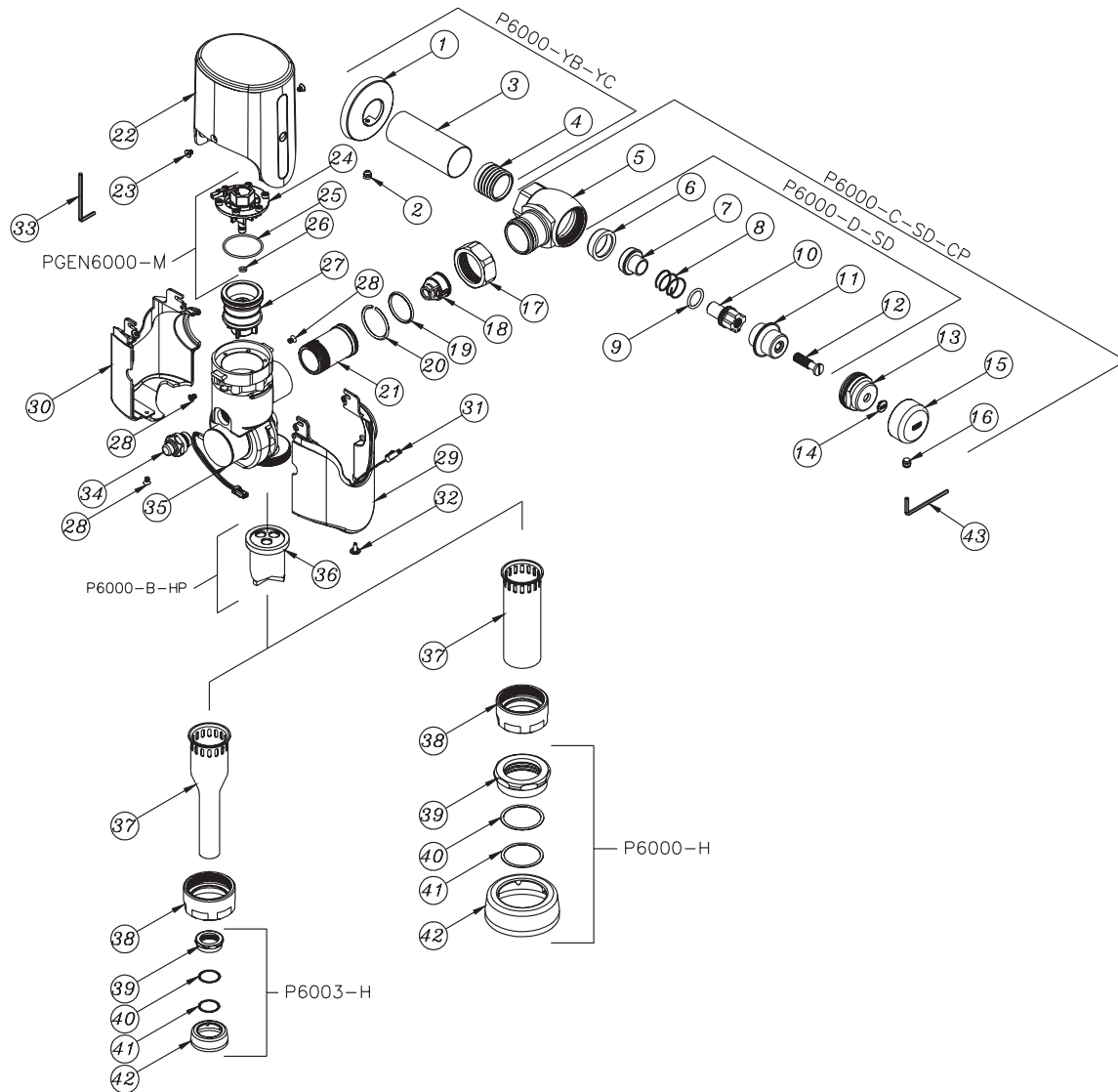
Aquaparts® Parts
and Assemblies

AquaSpec®
Commercial Faucets

Temp-Gard®
Products

Tubular Brass
Plumbing Products

Commercial Fixtures



Control Stop Repair Kit and Parts	Product No.
Control Stop Repair Kit for 1" and 3/4", Includes Items 6-12	P6000-D-SD
Seal Seat for 1" and 3/4", Includes Item 6	P6000-D42
Sweat Solder Adapter, Includes Item 4	P6000-YBA
Repair Parts	Product No.
1.6/1.28 GPF Filter Replacement, Item 18	PGEN6200-FA
1.0/0.5 GPF Filter Replacement, Item 18	PGEN6203-FA
0.25/0.125 GPF Filter Replacement, Item 18	PGEN6203-FA-LF
HydroVantage Replacement Screws, Items 23, 28, 44, and 49	PGEN6200-S-KIT
Vandal-Resistant Valve Cap Screws, Items 23 and 33	PGEN6200-L-S
Interface Cable, Items 31 and 32	PGEN6200-IC

Covers and Repair Kits	Product No.
1.6/1.25 GPF Hydro Generator Replacement Kit, Items 17-21 and 35	PGEN6200-GEN
1.0/0.5 GPF Hydro Generator Replacement Kit, Items 17-21 and 35	PGEN6203-GEN
0.25/0.125 GPF Hydro Generator Replacement Kit, Items 17-21 and 35	PGEN6203-GEN-LF
Valve Cap, Items 23, 33, and 51	PGEN6200-L
Lower Body Housing Replacement Kit, Items 23, 28-33	PGEN6200-HSA
Push Button Replacement Kit, Item 34	PGEN6200-MOB
Vacuum Breaker Tube Nut for HydroVantage, Item 38	PGEN6200-AA-CP
Solenoid and Valve Kits	Product No.
Solenoid Replacement Kit, Items 24-25	PGEN6200-M
Solenoid O-Rings, Includes Items 25-26	PGEN6200-M-RING
1.6/1.28 GPF Piston Replacement Kit, Item 27	PGEN6200-EC
1.0/0.5 GPF Piston Replacement Kit, Item 27	PGEN6203-EU
0.25/0.125 GPF Piston Replacement Kit, Item 27	PGEN6203-EU-LF

For additional information, see FV520.

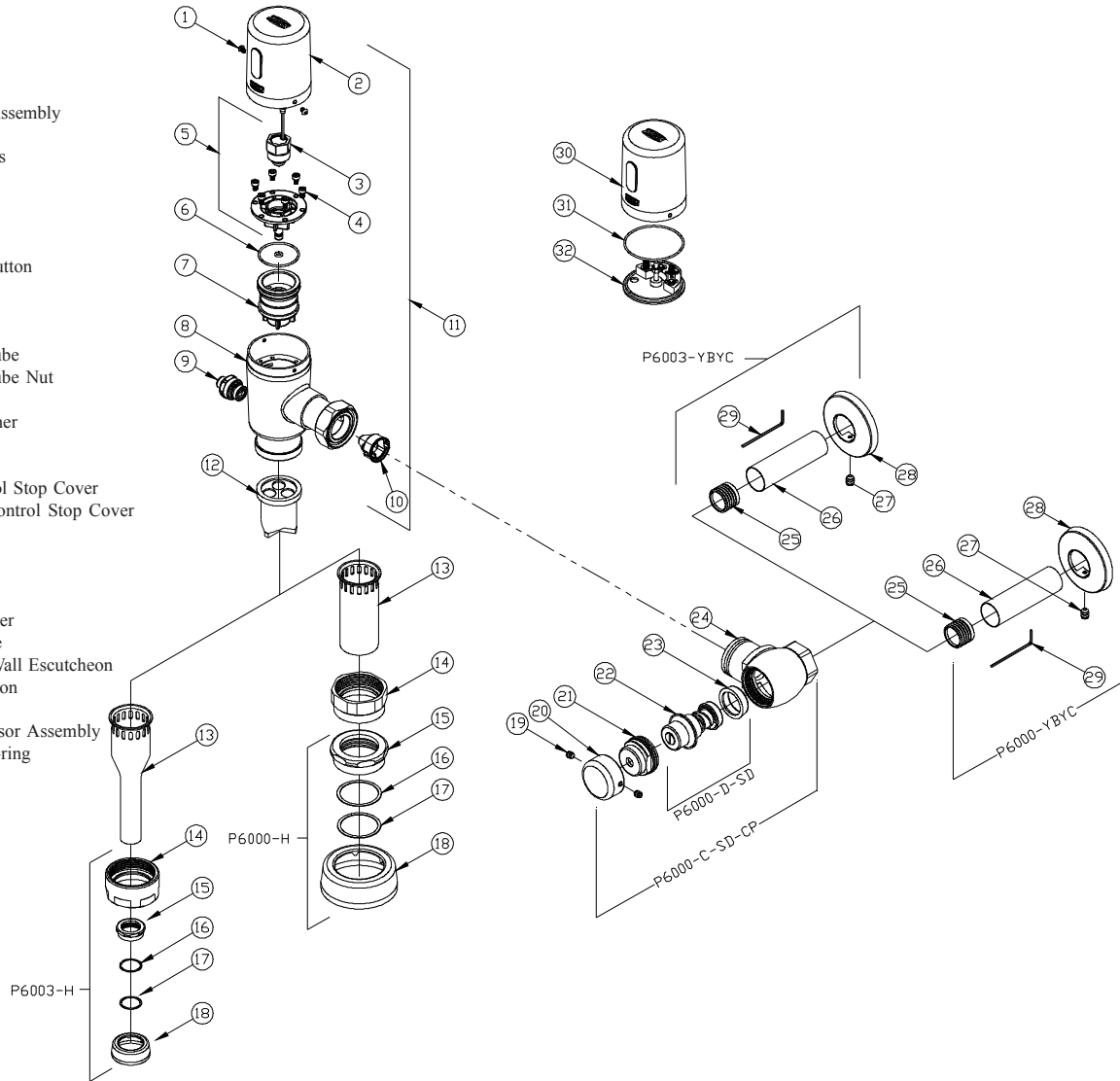
When ordering parts, always list product number and description.

ZTR6200EV Series Replacement Parts



Parts Identification

1. Cover screw
2. Valve Cap/Sensor Assembly
3. Solenoid
4. Piston Cover Screws
5. Solenoid Kit
6. Flange O-rings
7. Piston Kit
8. Valve Housing
9. Manual Override Button
10. Filter
11. Valve Assembly
12. Vacuum Breaker
13. Vacuum Breaker Tube
14. Vacuum Breaker Tube Nut
15. Spud Nut
16. Spud Friction Washer
17. Spud Sleeve
18. Spud Escutcheon
19. Setscrew for Control Stop Cover
20. Vandal-Resistant Control Stop Cover
21. Stop Cap Bonnet
22. Stop Internals
23. Piston Seal
24. Stop Body
25. Sweat Solder Adapter
26. Supply Cover Tube
27. Setscrew for Cast Wall Escutcheon
28. Cast Wall Escutcheon
29. Hex Wrench
30. Top Valve Cap/Sensor Assembly
31. Battery Housing O-ring
32. Battery Cover



Valve and Components	Product No.
Valve Housing, Items 8 & 9	PTR6200-HSA
Valve Cap, (1.1 gpf), Item 2	PTR6200-L-1.1
Valve Cap, (1.28 gpf), Item 2	PTR6200-L-1.28
Valve Cap, (1.6 gpf), Item 2	PTR6200-L-1.6
Valve Cap, (1.0 gpf), Item 2	PTR6200-L-1.0
Valve Cap, (0.5 gpf), Item 2	PTR6200-L-0.5
Valve Cap, (0.25 gpf), Item 2	PTR6200-L-0.25
Valve Cap, (0.125 gpf), Item 2	PTR6200-L-0.125
Solenoid Replacement Kit, Item 5	PTR6200-M
Piston Kit (1.1/1.28/1.0 GPF), Item 7	PTR6200-EC
Piston Kit (0.5/1.0 GPF), Item 7	PTR6203-EU
Piston Kit (0.125/0.25 GPF), Item 7	PTR6203-EU-ULF
Manual Override Button Assy, Item 9	PTR6200-24
Flange O-Ring, Item 6	PTR6200-M-ring
Flange Screw, Item 4	PTR6200-M-S
Filter, (1.28/1.6 gpf), Item 10	P6000-FA
Filter, (1.0/0.5 gpf), Item 10	PTR6203-FA
Cover screw, Item 1	PTR6200-L-S

Flush Connections and Spud Coupling Kits	Product No.
Flush Connection and Spud Coupling, Items 15-18	P6000-H P6003-H
Vacuum Breaker Repair Kit, Items 11	P6000-B
Vacuum Breaker Tube	P6000-A-CP
Vacuum Breaker Tube Nut	P6000-AA-CP

Control Stop Repair Kit and Parts	Product No.
Control Stop Repair Kit for 1" and 3/4", Includes Items 14-20	P6000-C-SD-CP
Seal Seat for 1" and 3/4", Includes Item 23	P6000-D42
Sweat Solder Adapter, Includes Item 25	P6000-YBA
Vandal resistant control stop cover Items 19-20	P6000-V C
Sweat solder kit, Items 25-29	P6000-YBYC
Sweat solder kit, Items 25-29	P6003-YBYC

ZEMS-IS Series Replacement Parts



Sensor Flush
Valves and Faucets

Manual Flush Valves

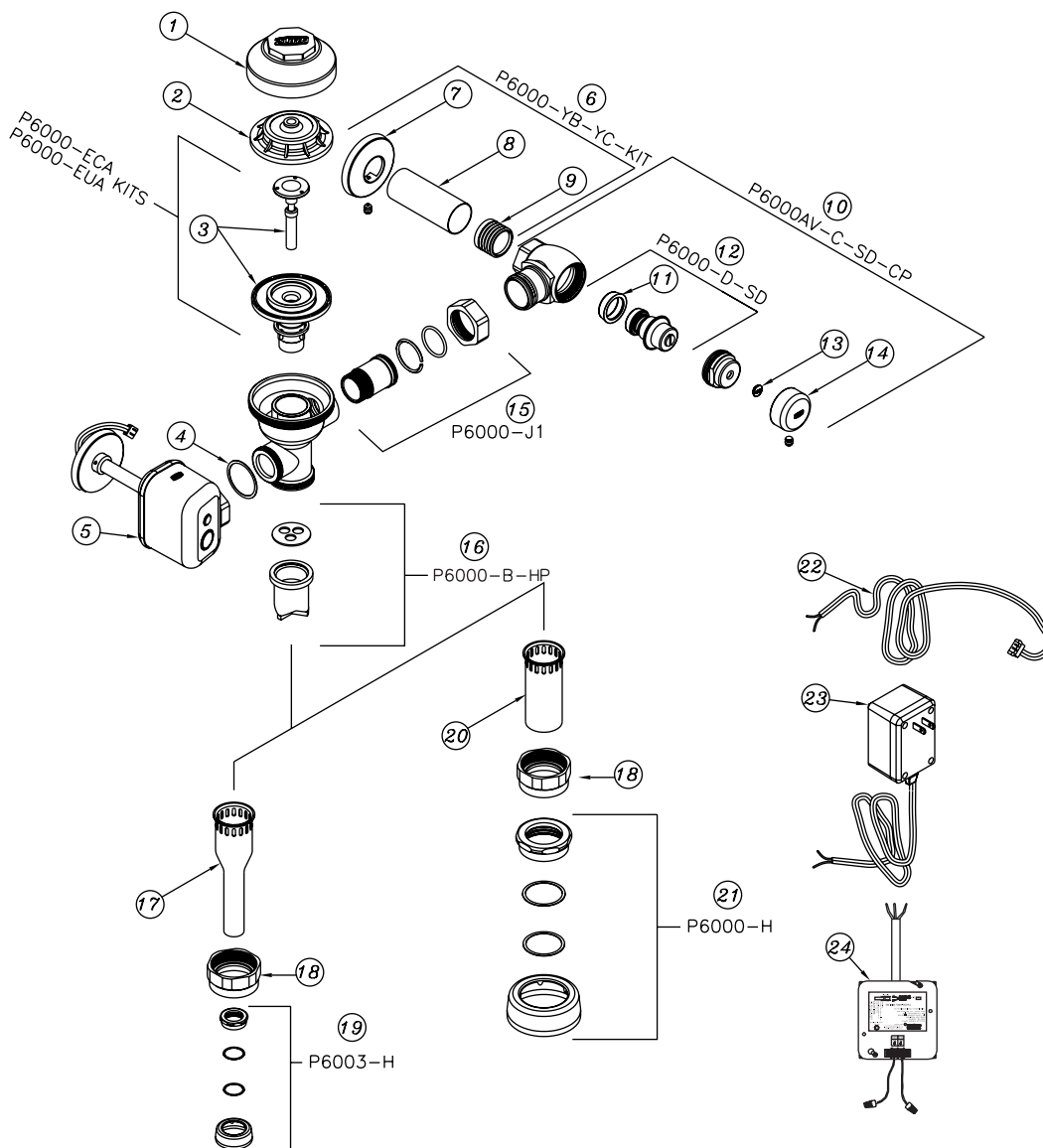
Aquaparts® Parts
and Assemblies

AquaSpec®
Commercial Faucets

Temp-Gard®
Products

Tubular Brass
Plumbing Products

Commercial Fixtures



	Description	Product No.
1	Outside Brass Cover	P6000-LL-CP
2	Inside Plastic Cover	P6000-L
3	Closet Repair Kit	P6000-ECA
	Urinal Repair Kit	P6000-EUA
4	Handle Gasket	P6000-M10
5	Actuator Assembly for Exposed ZEMS Valves	PEMS6000-HYM-IS
6	Sweat Solder Kit with Cast Flange	P6000-YBYC
7	Cast Wall Flange	P6000-YC
8	6" Cover Tube	P6000-YB-CVR6
9	Sweat Solder Adapter	P6000-YBA
10	1" SD Stop - CP with Vandal-Resistant Cover	P6000AV-C-SD-CP
11	Seal/Plug Seat for 1" and 3/4"	P6000-D42
12	SD Stop Valve Repair Kit	P6000-D-SD

	Description	Product No.
13	Stop Cap Screw Cover	P6000-C33
14	Vandal-Resistant Cap	P6000-VC
15	Tailpiece	P6000-J1
16	High Pressure Vacuum Breaker Repair Kit	P6000-B-HP
17	3/4" x 9" Vacuum Breaker Tube	P6003-A-CP
18	Vacuum Breaker Nut	P6000-AA-CP
19	3/4" Spud Coupling Assembly	P6003-H
20	1-1/2" x 9" Vacuum Breaker Tube	P6000-A-CP
21	1-1/2" Spud Coupling Assembly	P6000-H
22	Connecting Wire	PEMS6000-IS-CW
23	Plug-in Power Converter	P6000-PC6
24	Hardwire Power Converter	P6000-HW6

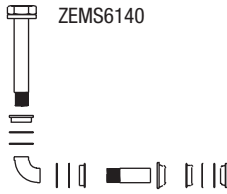
ZEMS Closet Series Replacement Parts



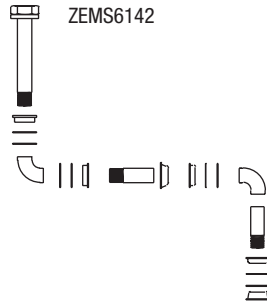
ZEMS6000
ZEMS6000-2
ZEMS6000-3



ZEMS6140



ZEMS6142




ZEMS6152



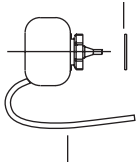
INSTALL WITH FLANGE
AGAINST SPUD



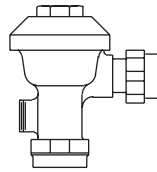
P6000-MJ



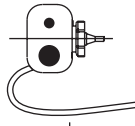
P6000-M10



PEMS6000-HYM
(For Concealed Valves)

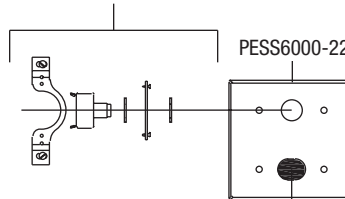


Valve Body

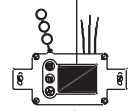


PEMS6000-HYM-IS
(For Exposed Valves)

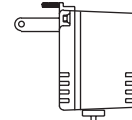
PESS6000-24



PESS6000-22



PEMS6000-26



P6000-PC6

Description	Product No.
Sensor for Closet ZEMS	PEMS6000-26
Actuator Assembly for ZEMS Valves - Concealed	PEMS6000-HYM
Actuator Assembly for ZEMS Valves - Exposed	PEMS6000-HYM-IS
Closet Sensor Cover Plate with Override Hole - 4" x 4"	PESS6000-22
Override Push Button Assembly	PESS6000-24
Handle Gasket	P6000-M10
Mini Junction Box (Shown Less Cover)	P6000-MJ
6 VDC Power Converter	P6000-PC6
Hardwire Power Converter (Not Shown)	P6000-HW6

For additional information, see FV38-WCS.

ZEMS Urinal Valve Replacement Parts



Sensor Flush
Valves and Faucets

Manual Flush Valves

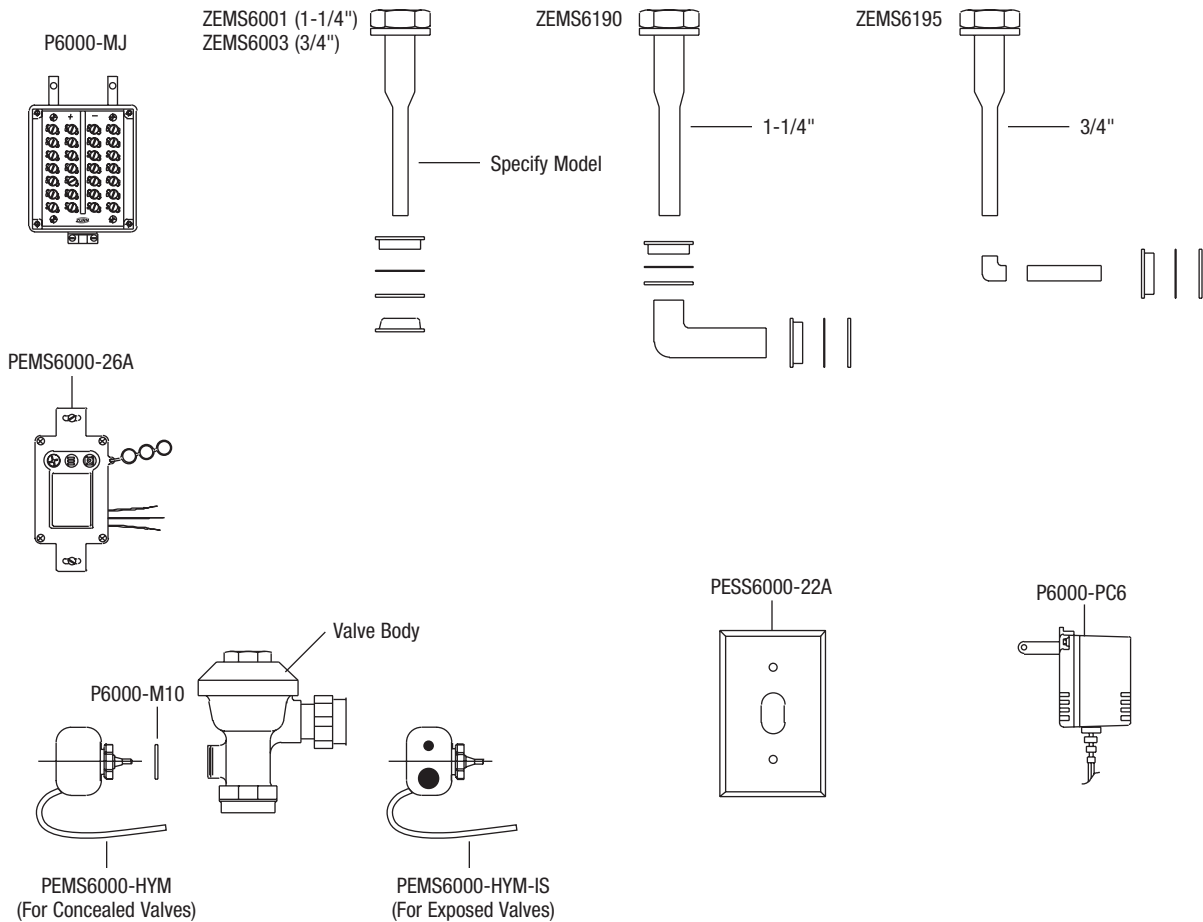
Aquaparts® Parts
and Assemblies

AquaSpec®
Commercial Faucets

Temp-Gard®
Products

Tubular Brass
Plumbing Products

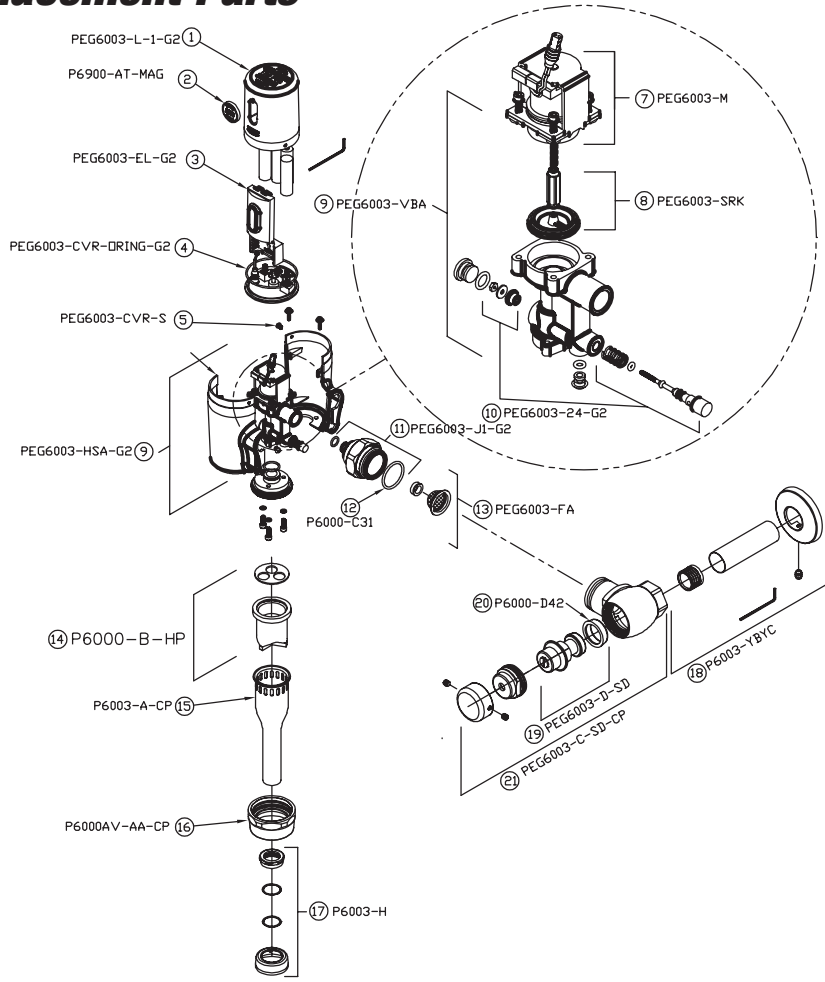
Commercial Fixtures



Description	Product No.
Sensor for Urinal ZEMS	PEMS6000-26A
Actuator Assembly for ZEMS Valves - Concealed	PEMS6000-HYM
Actuator Assembly for ZEMS Valves - Exposed	PEMS6000-HYM-IS
Urinal Sensor Cover Plate - 2" x 4"	PESS6000-22A
Handle Gasket	P6000-M10
Mini Junction Box (Shown Less Cover)	P6000-MJ
6 VDC Power Converter	P6000-PC6
Hardwire Power Converter (Not Shown)	P6000-HW6

For additional information, see FV37-US.

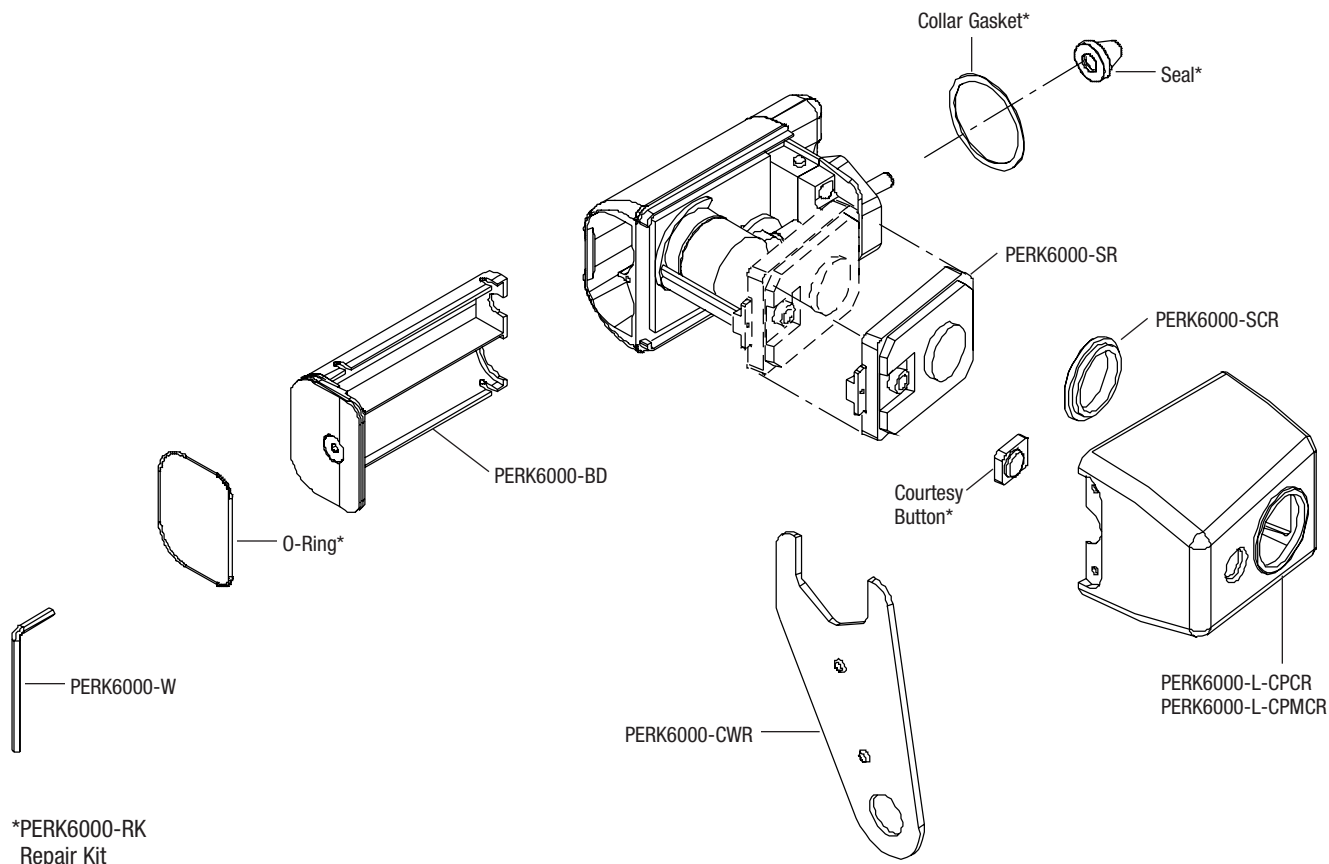
ZEG6003EV EcoVantage® Generation II Pint Urinal Replacement Parts



	Description	Product No.
1	Cover Replacement Kit with Electronics	PEG6003-L-1-G2
2	Magic Magnet	P6900-AT-MAG
3	G2 Cover O-Ring	PEG6003-CVR-ORING-G2
4	Cover Screws (2)	PEG6003-CVR-S
5	G2 Housing Replacement Kit	PEG6003-HSA-G2
6	Solenoid Replacement Kit	PEG6003-M
7	Solenoid Repair Kit	PEG6003-SRK
8	G2 Tailpiece Assembly	PEG6003-J1-G2
9	Tailpiece O-Ring	PEG6003-VBA
10	G2 Filter Assembly	PEG6003-24-G2
11	High Pressure Vacuum Breaker Repair Kit	P6000-C31
12	Flush Tube Assembly for Flush Valves 3/4"	P6003-A-CP
13	Vacuum Breaker Nut/Coupling AV - CP	P6000AV-AA-CP
14	Spud Coupling Assembly 3/4"	P6003-H
15	Sweat Kit and Escutcheon	P6003-YBYC
16	Control Stop Repair Kit	PEG6003-D-SD
17	Seal/Plug Seat for 1" and 3/4"	P6000-D42
18	Control Stop	PEG6003-C-SD-CP

For additional information, see FV454.

E-Z Flush® Replacement Parts



*PERK6000-RK
Repair Kit

Description	Product No.
Chrome Plastic Cover	PERK6000-L-CPCR
Chrome Metal Cover	PERK6000-L-CPMCR
Replacement Lens	PERK6000-SCR
Handle Nut Wrench	PERK6000-CWR
Battery Drawer	PERK6000-BD
Allen Wrench	PERK6000-W
Sensor Module	PERK6000-SR
Repair Kit - Includes Courtesy Button Cap, O-Ring, Collar Gasket, and Seal	PERK6000-RK
Handle Port Repair Kit - Includes Retainer, Collar Gasket, and Seal	PERK6000-MRK
E-Z Flush Handle Repair Kit - Battery Tray O-Ring, Handle Gasket, Seal, & Rubber Push Button	PERK6000-RK

For additional information, see FV237.

RetroFlush® Replacement Parts



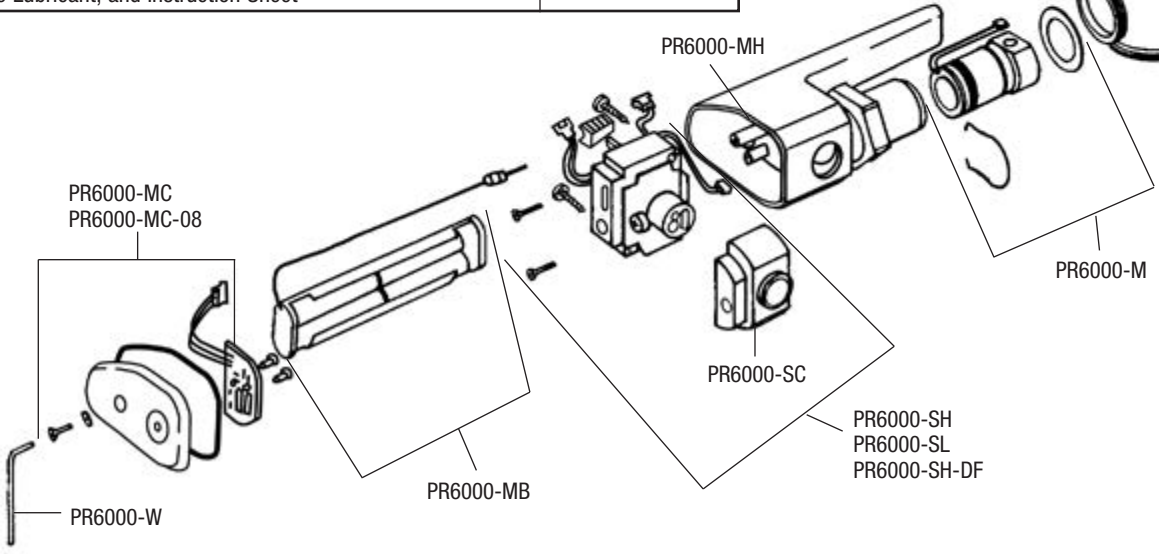
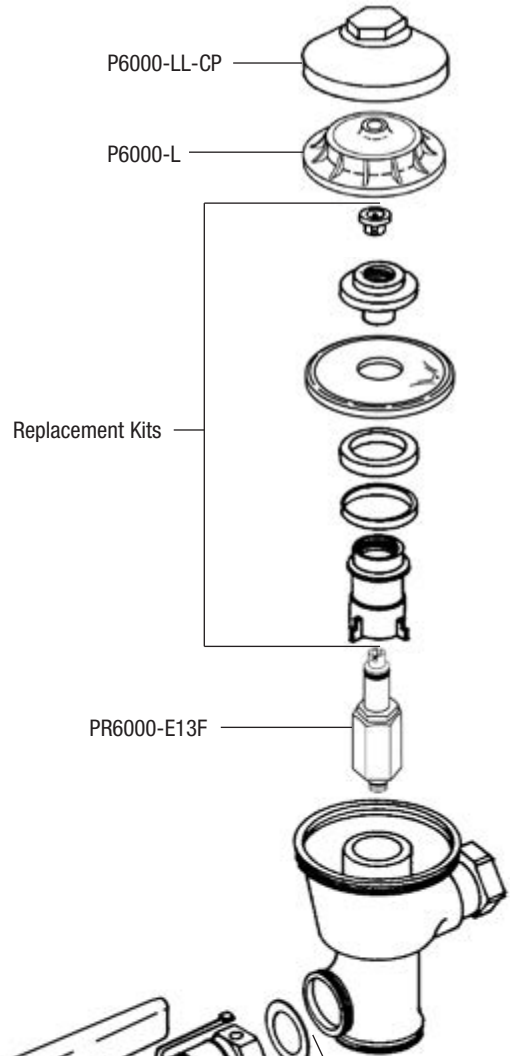
Covers	Product No.
Outside Brass Cover - CP	P6000-LL-CP
Inside Plastic Cover	P6000-L

Replacement Kits	Product No.
Closet Replacement Kit – 4.5 gal.	PR6000-EC-FF
Water Saving Closet Replacement Kit – 3.5 gal.	PR6000-EC-WS
Low Consumption Closet Replacement Kit – 1.6 gal.	PR6000-EC-WS1
Dual Flush Closet Replacement Kit - 1.6 / 1.1 GPF	PR6000-EC-WS1-DF
Urinal Replacement Kit – 3.0 gal.	PR6000-EU
Water Saving Urinal Replacement Kit – 1.5 gal.	PR6000-EU-WS
Low Consumption Urinal Replacement Kit – 1.0 gal.	PR6000-EU-WS1

Replacement Parts - Inside Components	Product No.
Trip Mechanism (Riser Tube) with Filter	PR6000-E13F
Black Volume Control – 4.5 GPF	PR6000-EC25
White Volume Control – 3.5 GPF	PR6000-EC25-WS
Orange Volume Control – 1.6 GPF	PR6000-EC25-WS1
Red Volume Control F/Dual Flush - 1.6 GPF	PR6000-EC25-WS1-DF
Orange Volume Control – 3.0 GPF	PR6000-EU25
Green Volume Control – 1.5 GPF	PR6000-EU25-WS
Yellow Volume Control – 1.0 GPF	PR6000-EU25-WS1

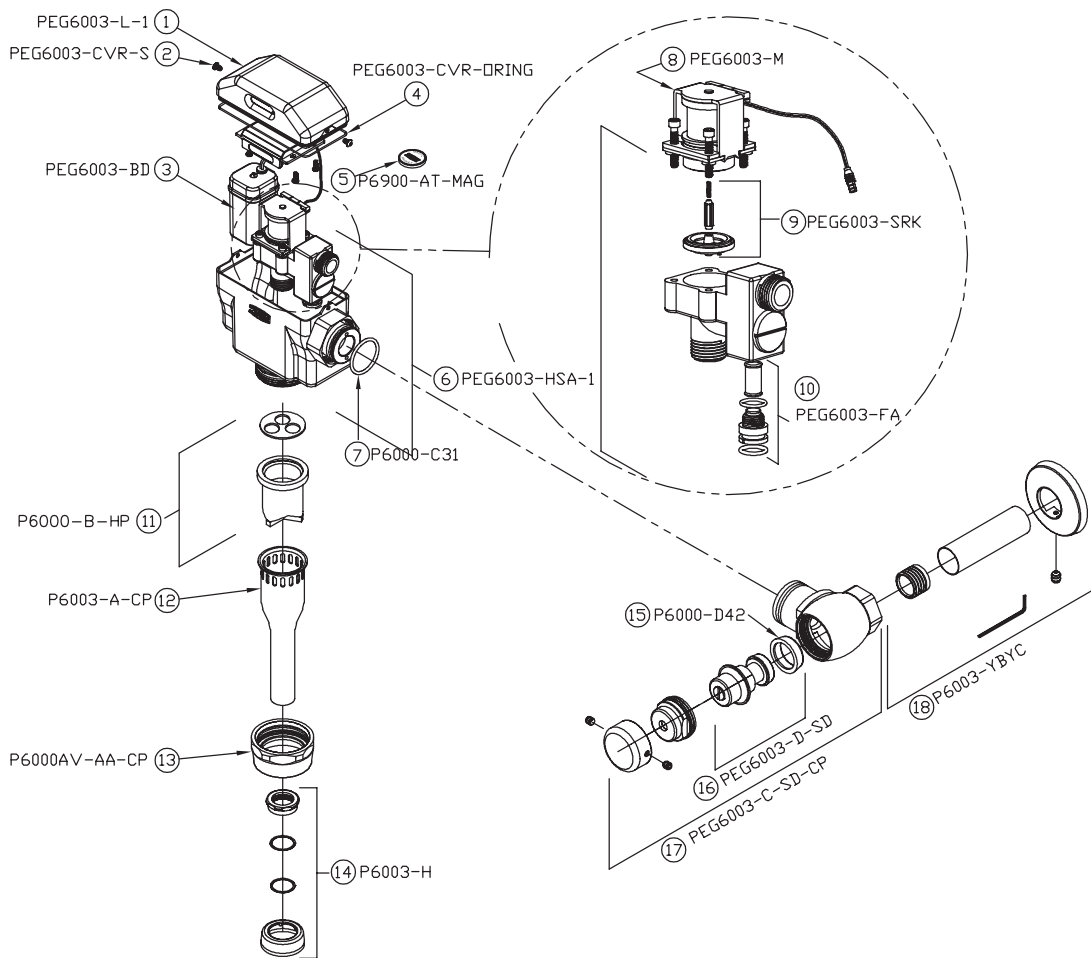
Sensor Module Replacement Parts	Product No.
Solenoid Valve Replacement Kit – Includes Solenoid, Quad Ring, Retainer Clip, -M10 Handle Gasket, Grease	PR6000-M
Sensor Kit - Closet (3, 4, 5, 6)	PR6000-SH
Sensor Kit - Urinal (3, 4, 5, 6)	PR6000-SL
Sensor Kit - Closet Dual Flush (3, 4, 5, 6)	PR6000-SH-DF
Sensor Lens Kit	PR6000-SC
Battery Holder with Connecting Cable	PR6000-MB
Oval Style Metal Cover - G3	PR6000-MC-G3
Oval Style Metal Cover with Override Button - G3	PR6000-MC-OB-G3
Vandal-Resistant Cover Wrench	PR6000-W

Rebuild Kit	Product No.
RetroFlush Rebuild Kit - Includes Solenoid Valve, Filtered Riser Tube, Diaphragm, Handle Gasket, Retainer Clip, Battery Connecting Cable, Silicone Lubricant, and Instruction Sheet	PR6000-KIT



For additional information, see FV62-ZR and FV51-ZRK.

ZEG6003AV EcoVantage® Pint Replacement Parts

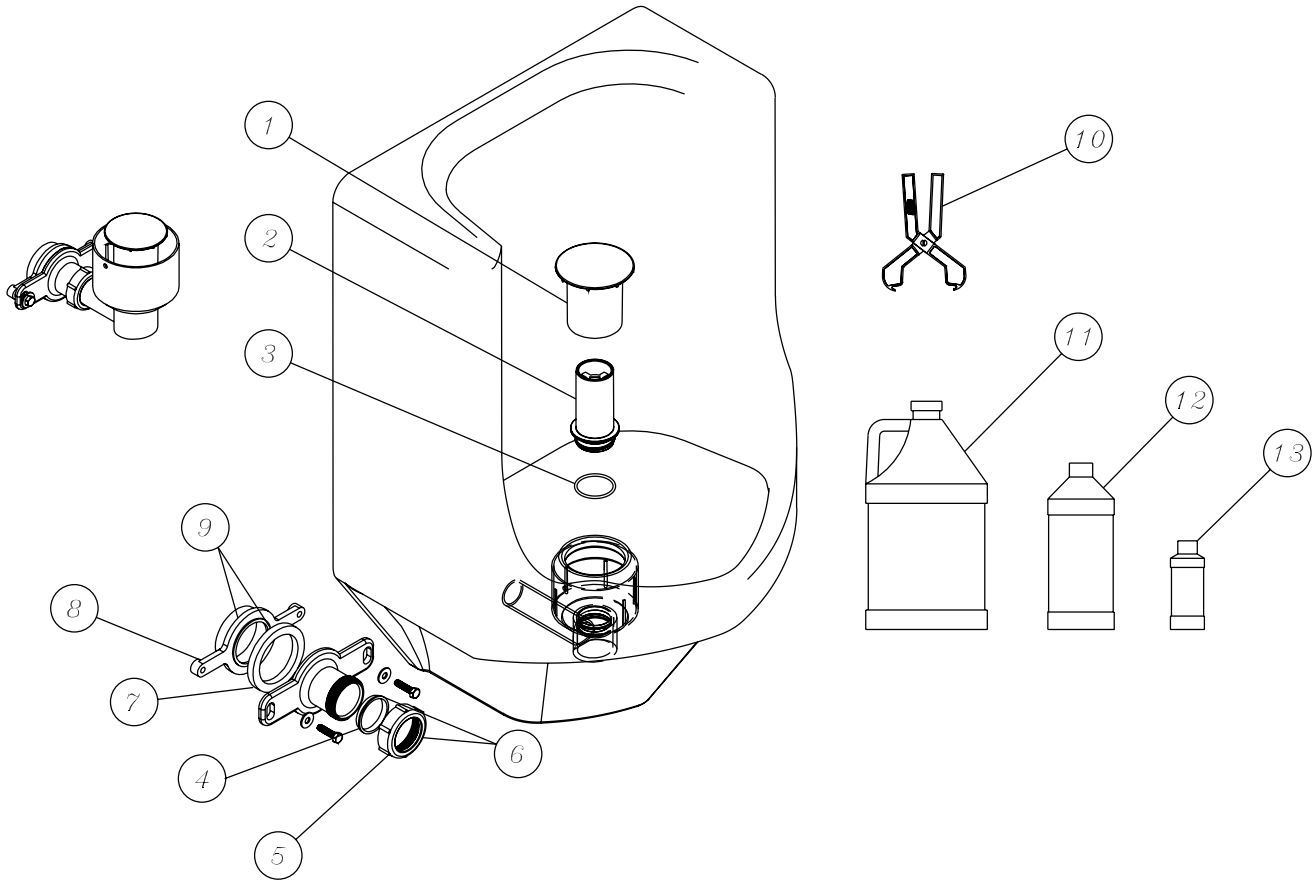


Description	Product No.
1 Cover Replacement Kit - With Electronics	PEG6003-L-1
2 Cover Screw (2)	PEG6003-CVR-S
3 Battery Tray	PEG6003-BD
4 Cover O-Ring	PEG6003-CVR-ORING
5 Magic Magnet	P6900-AT-MAG
6 Housing Replacement Kit P	PEG6003-HSA-1
7 Tailpiece O-Ring	PEG6000-C31
8 Solenoid Replacement Kit	PEG6003-M
9 Solenoid Repair Kit	PEG6003-SRK
10 Filter Replacement Kit	PEG6003-FA
11 High Pressure Vacuum Breaker Repair Kit	P6000-B-HP
12 Flush Tube Assembly for Flush Valves - Specify Diameter and Length	P6003-A-CP
13 Vacuum Breaker Nut/Coupling AV - CP	P6000AV-AA-CP
14 Spud Coupling Assembly - 3/4"	P6003-H
15 Seal/Plug Seat for 1" and 3/4"	P6000-D42
16 Control Stop Repair Kit	PEG6003-D-SD
17 Control Stop	PEG6003-C-SD-CP
18 Sweat Kit and Escutcheon	P6003-YBYC

For additional information, see FV454.

When ordering parts, always list product number and description.

Z5795 Waterfree Urinal Replacement Parts



	Description	Product No.
1	Strainer for Waterfree Urinal	P5795-1
2	Bell Trap for Waterfree Urinal	P5795-2
3	Bell Trap O-Ring for Waterfree Urinal	P5795-3
4	Ferrule for Waterfree Urinal	P5795-4
5	Ferrule Nut for Waterfree Urinal	P5795-5
6	Ferrule Nut and Ferrule for Waterfree Urinal	P5795-6
7	Flange Gasket for Waterfree Urinal	P5795-7
8	Flange for Waterfree Urinal	P5795-8
9	Flange and Gasket for Waterfree Urinal	P5795-9
10	Strainer Removal Tool for Waterfree Urinal	P5795-10
11	Gallon Bottle of AquaGreen Sealant for Z5795 Waterfree Urinal	ZGS-1280Z
12	Quart Bottle of AquaGreen Sealant for Z5795 Waterfree Urinal	ZGS-320Z
13	4 Oz. Bottle of AquaGreen Sealant for Z5795 Waterfree Urinal	ZGS-040Z

AquaSense® E-Z Sensor Faucet Series Z6930-XL Replacement Parts



Sensor Flush
Valves and Faucets

Manual Flush Valves

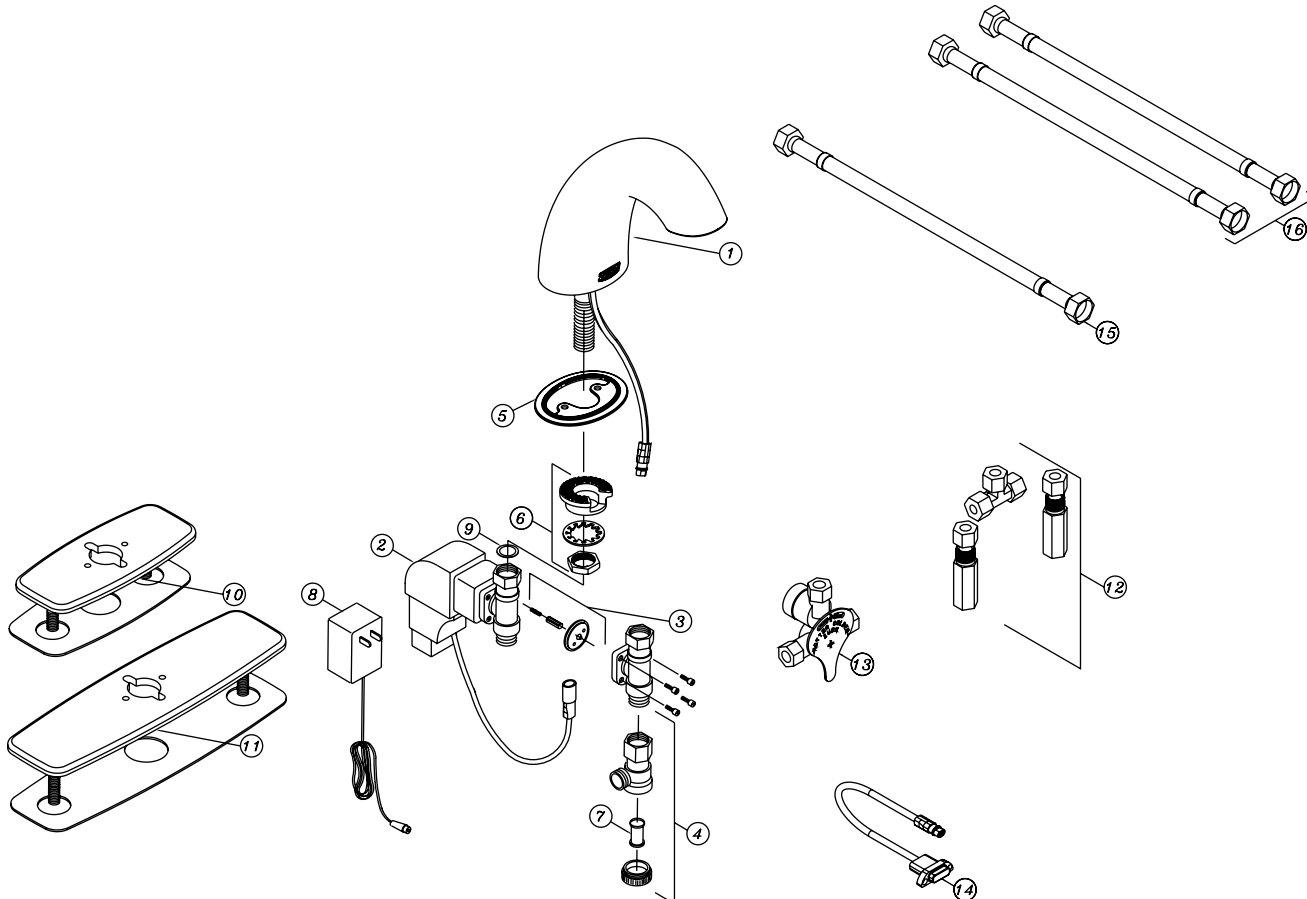
Aquaparts® Parts
and Assemblies

AquaSpec®
Commercial Faucets

Temp-Gard®
Products

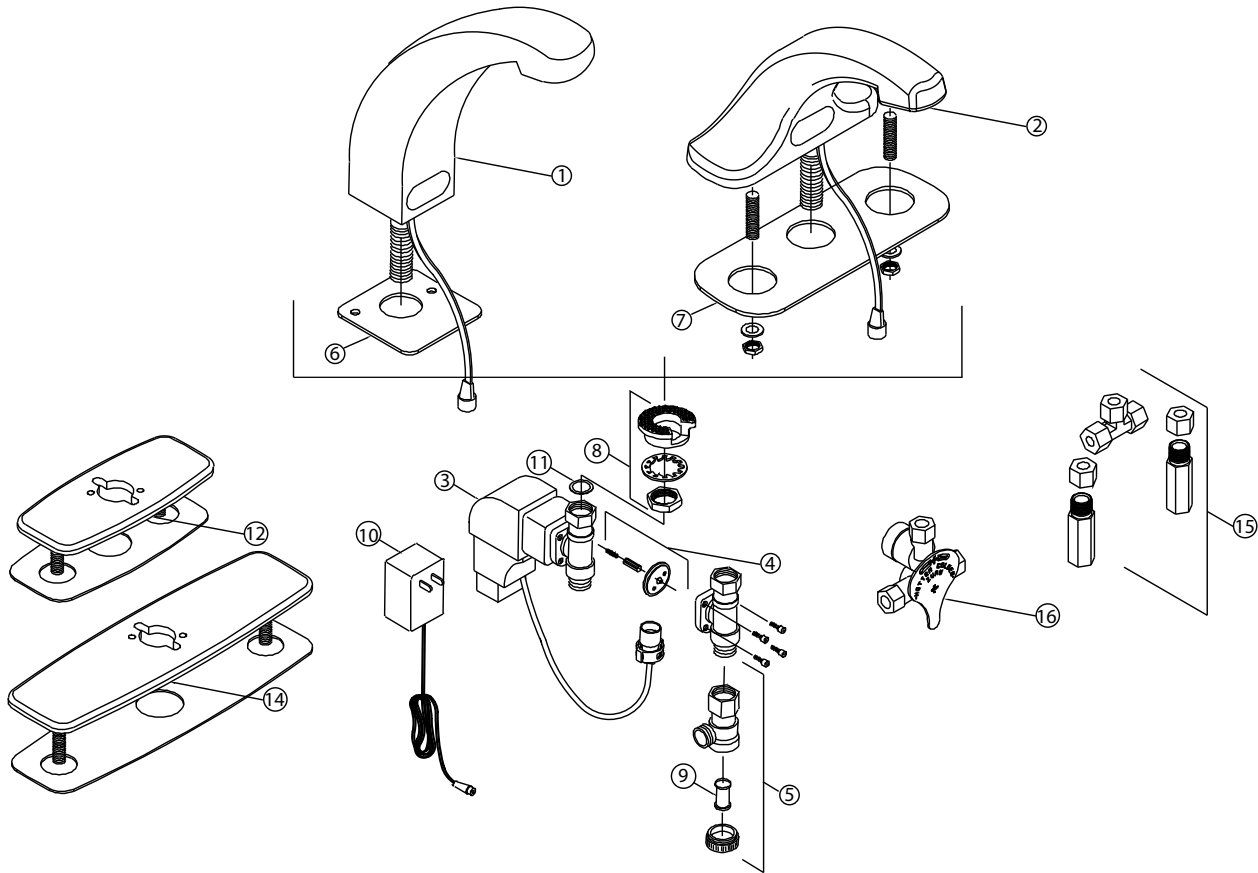
Tubular Brass
Plumbing Products

Commercial Fixtures



	Description	Product Number
1	Z6930 Spout Assembly with Sensor	P6930-XL-1
2	Electronics Box with Solenoid	P6930-XL-B-L
3	Solenoid Rebuild Kit (Diaphragm, plunger and plunger spring)	P6900-SRK
4	Filter Kit	P6900-120B
5	Z6930 Base Plate Gasket	P6930-XL-42
6	Mounting Kit	P6900-43
7	Filter Screen	P6900-MV-7
8	Optional Plug-in Power Converter	P6900-ACA
9	Shank Connection Gasket	P6900-SG
10	4" Cast Cover Plate with Gasket	P6900-CP4
11	8" Cast Cover Plate with Gasket	P6900-CP8
12	Mixing Tee with Filters and Back Checks	P6900-XL-MT
13	Mixing Valve with Filter	P6900-XL-MV
14	Z6930 Sensor Assembly	P6930-XL-EL
15	Single Stainless Supply Hose (XL)	P6900-SSH
16	Dual Stainless Supply Hoses (XL)	P6900-SSH-2

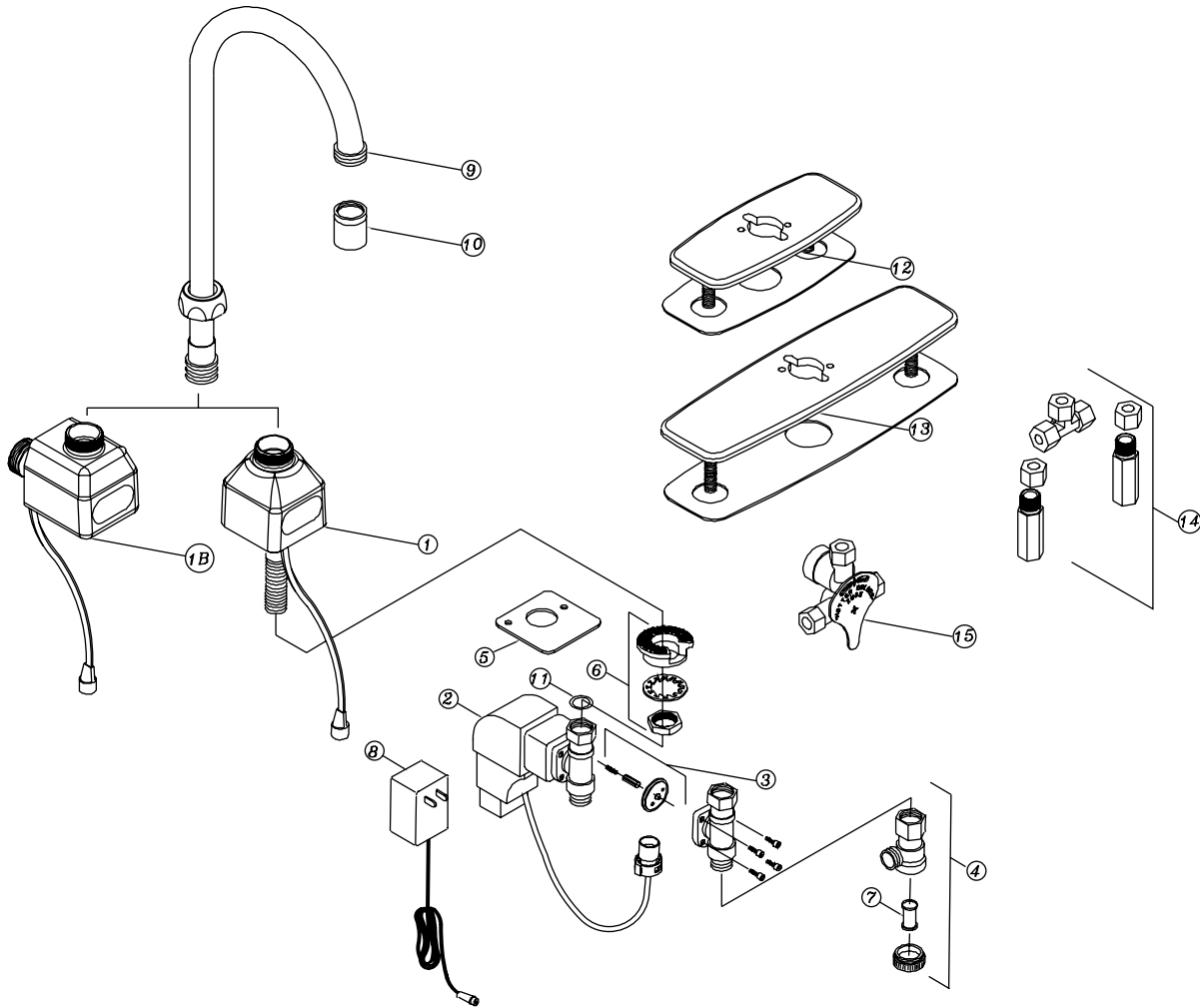
AquaSense® E-Z Sensor Faucet Series Z6913-XL and Z6915-XL Replacement Parts



	Description	Product No.
1	Z6913-XL Spout Assembly with Sensor	P6913-1
2	Z6915-XL Spout Assembly with Sensor	P6915-1
3	Electronics Box with Solenoid	P6900-B-L
4	Solenoid Rebuild Kit (Diaphragm, Plunger, and Plunger Spring)	P6900-SRK
5	Filter Kit	P6900-120B
6	Z6913-XL Base Plate Gasket	P6913-42
7	Z6915-XL Base Plate Gasket	P6915-42
8	Mounting Kit (Specify Faucet Model)	P6900-43
9	Filter Screen	P6900-MV-7
10	Optional Plug-in Power Converter	P6900-ACA
12	Shank Connection Gasket	P6900-SG
13	4" Cast Cover Plate with Gasket	P6900-CP4
14	8" Cast Cover Plate with Gasket	P6900-CP8
15	Mixing Tee with Filters and Backchecks	P6900-XL-MT
16	Manual Mixing Valve with Filter and Backchecks	P6900-MV

For additional information, see FV254.

Z6920-XL (Deck Mount) and Z6922-XL (Back Mount) Sensor Faucet Replacement Parts



	Description	Product No.
1	Spout Base with Sensor Assembly	P6920-1
2	Electronics Box with Solenoid	P6900-B-L
3	Solenoid Rebuild Kit (Diaphragm, Plunger, and Plunger Spring)	P6900-SRK
4	Filter Kit	P6900-120B
5	Base Plate Gasket	P6920-42
6	Mounting Kit	P6920-43
7	Filter Screen	P6900-MV-7
8	Optional Plug-in Power Converter	P6900-ACA
9	5-3/8" Gooseneck Spout with Nut	P6900-GB
10	1.5 GPM Vandal-Resistant Aerator	P6900-20E-GN
11	Shank Gasket	P6900-SG
12	4" Cast Cover Plate with Gasket	P6900-CP4
13	8" Cast Cover Plate with Gasket	P6900-CP8
14	Mixing Tee with Filters and Backchecks	P6900-XL-MT
15	Manual Mixing Valve with Filter and Backchecks	P6900-MV

For additional information, see FV321.

When ordering parts, always list product number and description.

Aquaparts® Parts and Assemblies Index (by Product Number)

A	P6003-C-WH-RB	46	P6000-EGR	48	P6000-M-ADA-BG	50
P6000-AA-CP	P6000-C30	46	P6000-EUR-FP	48	P6000-MH	50
P6000-AA-RB	P6000-C31	46	P6000-ECR-FP	48	P6000-ML	50
P6003-A-CP	P6000-C32-CP	46	P6000-EER	48	P6000-ML3	50
P6003-A-AA-CP	P6000-C32-RB	46	P6000-ER15	48	P6000-MYW	50
P6003-1-A-CP	P6000-C32-G-CP	46	P6000-E16	48	P6000-M1-CP	50
P6003-1-A-AA-CP	P6000-C32-G-RB	46	P6000-E16-WS1	48	P6000-M1-RB	50
P6003-2-A-CP	P6000-C33	46	P6000-E16-LP	48	P6000-M4	50
P6003-2-A-AA-CP	P6000-C34-CP	46	P6017-ECR	48	P6000-M4-ADA	50
P6003-3-A-CP	P6000-C34-YO	46	P6000-KWIK-TURN	48	P6000-M4-BG	50
P6003-3-A-AA-CP	P6000-C34-RB	46	G,H		P6000-M4	50
P6001-A-CP	P6000-D35	46	P6003-G	48	P6000-ML4	50
P6001-A-AA-CP	P6000-C33-WH	46	P6000-G	48	P6000-ML3-4	50
P6001-1-A-CP	P6000-D-SD	46	P6001-G-TUBE	48	P6000-MYW4	50
P6001-1-A-AA-CP	P6000-D-WH	46	P6000-G-TUBE	48	P6000-M9	50
P6001-2-A-CP	P6003-D-SD	46	P6003-H	48	P6000-M10	50
P6001-2-A-AA-CP	P6003-D-WH	46	P6001-H	48	P6000-MK	50
P6001-3-A-CP	P6000-D42	46	P6000-H	48	P6000-MHK	50
P6001-3-A-AA-CP	PS6003-C33	46	P6003-H26	48	P6000-MYWK	50
P6000-A-CP	PS6003-D	46	P6001-H26	48	METRO	
P6000-A-AA-CP	P6000-VC	46	P6000-H26	48	P6200-EC-WS	50
P6000-1-A-CP	P6000-VC-W-VP	46	P6003-H27	48	P6200-EC-WS1	50
P6000-1-A-AA-CP	P6000-VC-SS	46	P6001-H27	48	P6200-EC-HET	50
P6000-2-A-CP	E		P6000-H27	48	P6200-EU-WS	50
P6000-2-A-AA-CP	P6000-ECA-FF	47	P6003-H28	48	P6200-EU-WS1	50
P6000-3-A-CP	P6000-ECA-HET	47	P6001-H28	48	P6203-EU-EWS	50
P6000-3-A-AA-CP	P6000-ECA-WS	47	P6000-H28	48	P6200-LL-CG	50
P6000-30-A-CP	P6000-ECA-WS1	47	P6003-HN-CP	48	P6200-LL-CP	50
P6000-30-A-AA-CP	P6000-ECA-PWS	47	P6001-HN-CP	48	P6000-M-ADA	50
P6000-36-A-CP	P6000-EUA-FF	47	P6000-HN-CP	48	P6000-M10	50
P6000-36-A-AA-CP	P6000-EUA-ULF	47	P6003-HN-RB	48	P6000-MK	50
P6003-A-RB	P6000-EUA-WS	47	P6001-HN-RB	48	P6200-MS	50
P6003-10-A-RB	P6000-EUA-WS1	47	P6000-HN-RB	48	N	
P6003-1-A-RB	P6000-EUA-EWS	47	P6000-HNS-CP	48	P6000-N-3.75L	51
P6001-10-A-RB	P6000-ECA-FF-RK	47	P6000-HNS-RB	48	P6000-N-4.75L	51
P6000-A-RB	P6000-ECA-HET-RK	47	J,K		P6000-N-5.75L	51
P6000-1-A-RB	P6000-ECA-WS-RK	47	P6000-J1	49	P6000-N-6.75L	51
P6000-2-A-RB	P6000-ECA-WS1-RK	47	P6000-J2	49	P6000-N-7.75L	51
P6000-3-A-RB	P6000-ECA-PWS-RK	47	P6000-J3	49	P6000-N-8.75L	51
P6000-17-A-RB	P6000-EUA-FF-RK	47	P6000-J4	49	P6000-N-9.75L	51
P6000-30-A-RB	P6000-EUA-ULF-RK	47	P6000-J5	49	P6000-N-10.75L	51
P6000-22A-01.0	P6000-EUA-WS-RK	47	P6000-J6	49	P6000-N-11.75L	51
P6000-22A-01.5	P6000-EUA-WS1-RK	47	P6000-J7	49	P6000-N-12.75L	51
P6000-22A-2.0	P6000-EUA-EWS-RK	47	P6000-J9	49	P6000-N-13.75L	51
P6000-24A-01.0	P6000-ECR-FF	47	P6000-J10	49	P6000-N-14.75L	51
P6000-24A-01.5	P6000-ECR-WS	47	P6000-J11	49	P6000-NL-3.75L	51
P6000-24A-02.0	P6000-ECR-WS1	47	P6000-J12	49	P6000-NL-4.75L	51
P6000-30A-01.0	P6000-ECR-PWS	47	P6000-J1G-CP	49	P6000-NL-5.75L	51
P6000-30A-01.5	P6000-EUR-FF	47	P6000-C30	49	P6000-NL-6.75L	51
P6000-30A-02.0	P6000-EUR-WS	47	P6000-C31	49	P6000-NL-7.75L	51
B	P6000-EUR-WS1	47	P6000-C32-CP	49	P6000-NL-8.75L	51
P6000-B-HP	P6000-EUR-EWS	47	P6000-C32-RB	49	P6000-NL-9.75L	51
P6000-B20	P6000-ECR-FF-RK	47	P6000-C32-G-CP	49	P6000-NL-10.75L	51
P6003-A-F29	P6000-ECR-WS-RK	47	P6000-C32-G-RB	49	P6000-NL-11.75L	51
C,D	P6000-ECR-WS1-RK	47	P6000-FA	49	P6000-NL-12.75L	51
P6000-C-SD-CP	P6000-ECR-PWS-RK	47	L,M		P6000-NL-13.75L	51
P6000AV-C-SD-CP	P6000-EUR-FF-RK	47	P6000-L	50	P6000-NL-14.75L	51
P6003AV-C-SD-CP	P6000-EUR-WS-RK	47	P6000-LL-CP	50	P6000-NL3-3.75L	51
P6000-C-WH-CP	P6000-EUR-WS1-RK	47	P6000-LL-RB	50	P6000-NL3-4.75L	51
P6000-C-WH-RB	P6000-EUR-EWS-RK	47	P6000-LLS	50	P6000-NL3-5.75L	51
P6000-CG-SD-CP	P6000-EC13	48	P6000-M-ADA	50	P6000-NL3-6.75L	51
P6000-CG-WH-CP	P6000-EU13	48	P6000-M-ADA-BG-DF	50	P6000-NL3-7.75L	51
P6003-C-SD-CP	P6000-E14	48	P6000-M-AV-ADA	50	P6000-NL3-8.75L	51
P6003-C-WH-CP	P6000-E14	48	P6000-M-ADA-DF	50	P6000-NL3-9.75L	51
	P6000-EG	48			P6000-NL3-10.75L	51
	P6000-EG-WS1	48			P6000-NL3-11.75L	51
	P6000-EGU-WS1	48				

Aquaparts® Parts and Assemblies Index (by Product Number)

P6000-NL3-12.75L	51	P6000-QT4	54	P6199-SC-1	55	PH6000-HY37	57
P6000-NL3-13.75L	51	P6000-QE1-CP	54	P6199-SC-2	55	PH6000-HY40	57
P6000-NL3-14.75L	51	P6000-QE2-CP	54	P6199-VPW	55		
P6000-NYW-3.75L	52	P6000-QE3-CP	54			ZEMS	
P6000-NYW-4.75L	52	P6000-QE3-RB	54	E-Z Flush®/Optima Plus		PEMS6000-26	57
P6000-NYW-5.75L	52	P6000-QE5-CP	54	Change-Out Kits		PEMS6000-26A	57
P6000-NYW-6.75L	52	P6000-QE5-RB	54	ZERK-ORK-0.125-CPM	55	PEMS6000-CON-KIT	57
P6000-NYW-7.75L	52	P6000-QE6-RB	54	ZERK-ORK-0.5-CPM	55	PEMS6000-CON-KIT-IS	57
P6000-NYW-8.75L	52	P6000-QFC-1	54	ZERK-ORK-1.0-CPM	55	PEMS6000-HYM	57
P6000-NYW-9.75L	52	P6000-QFC-2	54	ZERK-ORK-1.28-CPM	55	PEMS6000-HYM-IS	57
P6000-NYW-10.75L	52	P6000-QFC-3	54	ZERK-ORK-1.5-CPM	55	PEMS6000-HYM-IS-FM12	57
P6000-NYW-11.75L	52	P6000-QFC-4	54	ZERK-ORK-1.6-CPM	55	PEMS6000-FM12	57
P6000-NYW-12.75L	52	P6000-QFC-5	54	ZERK-ORK-0.125-CP	55	PEMS6000-G	57
P6000-NYW-13.75L	52	P6000-QFC-6	54	ZERK-ORK-0.5-CP	55	PEMS6000-G-SS	57
P6000-NYW-14.75L	52	P6000-QFC-7	54	ZERK-ORK-1.0-CP	55	PH6000-HY35	57
P6000-N1	52	P6000-QFC-8	54	ZERK-ORK-1.28-CP	55	PESS6000-22	57
P6000-N1B	52	P6000-QFC-9	54	ZERK-ORK-1.5-CP	55	PESS6000-22A	57
P6000-N1B-W	52	P6000-QFC-10	54	ZERK-ORK-1.6-CP	55	PESS6000-22B	57
P6000-N3	52	P6000-QFC-11	54	-CCP	55	PESS6000-22C	57
P6000-N3B	52	P6000-QFC-12	54	P6000-M-ORK-0.125	56	PESS6000-22D	57
P6000-M10	52	P6000-QFC-13	54	P6000-M-ORK-0.5	56	PESS6000-23	57
P6000-M9	52	P6000-QFC-14	54	P6000-M-ORK-1.0	56	PESS6000-24	57
P6000-M1-RB	52	P6000-QFC-15	54	P6000-M-ORK-1.28	56	PESS6000-25	57
P6000-M4	52	P6000-QFC-16	54	P6000-M-ORK-1.5	56	PESS6000-27	57
P6000-NK	52	P6000-QFC-17	54	P6000-M-ORK-1.6	56	PESS6000-28	57
P6000-ML4	52	P6000-QFC-18	54			P6000-PC6	57
P6000-ML3-4	52	P6000-QFC-19	54	ZH		P6000-HW6	57
P6000-MYW4	52	P6000-QFC-21	54	PH6000-HYA-FW	56	PEMS6000-IS-CW	57
P6000-NYW2	52	P6000-QFC-20	54	PH6000-HYA-SW	56	P6000-MJ	57
P6000-NYW3	52	P6000-QFC-22	54	PH6000-HYL-MB	56		
P6000-C36-RB	52	P6000-QFC-23	54	PH6000-HYL3-FW	56	ZR	
		P6000-QFC-24	54	PH6000-HYLP-MBP	56	PR6000-5	58
P		P6000-QFC-27	54	PH6000-SHYL3-SW	56	PR6000-B	58
P6000-P3	53	P6000-QFC-28	54	PH6000-HY9	56	PR6000-E13F	58
P6000-P4	53	P6003-QFC-25	54	PH6000-HY8	56	PR6000-E14	58
P6000-P8	53			PH6000-HY6	56	PR6000-EC-FF	58
P6000-P8-1	53	Miscellaneous Valve Parts		PH6000-HY7	56	PR6000-EC-WS	58
P6000-P8-3	53	and Accessories		PH6000-HY10	56	PR6000-EC-WS1	58
P6000-P15	53	P6000-YB	55	PH6000-HY17	56	PR6000-EC25	58
P6000-P50	53	P6003-YB	55	PH6000-HY11	56	PR6000-EC25-WS	58
P6000-P15-LO	53	P6000-YBYC	55	PH6000-HY12	56	PR6000-EC25-WS1	58
P6000-PN18	53	P6003-YBYC	55	PH6000-HY15	56	PR6000-EG	58
P6000-PN19	53	P6000-YBA	55	PH6000-HY1	56	PR6000-EG-WS1	58
P6000-PN20	53	P6003-YBA	55	PH6000-HY32	56	PR6000-EU	58
P6000-PN21	53	P6000-YC	55	PH6000-HY2	56	PR6000-EU-WS	58
P6000-PN22	53	P6003-YC	55	PH6000-HYA11	56	PR6000-EU-WS1	58
TPO	53	P6000-YJ	55	PH6000-HYM	56	PR6000-EU25	58
P6000-R1	53	P6000-YJ8	55	PH6000-HYM11	56	PR6000-EU25-WS	58
P6000-TPE	53	P6000-YJ12	55	PH6000-HY18	56	PR6000-EU25-WS1	58
P6000-TPF	53	P6000-YK	55	PH6000-HY19	56	PR6000-K25	58
		P6000-YK8	55	PH6000-HY20	56	PR6000-M	58
Q		P6000-YK12	55	PH6000-HY20L	56	PR6000-M9A	58
P6000-QT1-4-CP	54	P6000-YB-CVR	55	PH6000-HY21	56	PR6000-MB	58
P6000-QT1-6-CP	54	P6000-YB-CVR7	55	PH6000-HY21L	56	PR6000-MBB	58
P6000-QT1-8-CP	54	P6000-YB-CVR36	55	PH6000-HY22	57	PR6000-RP	58
P6000-QT1-10-CP	54	P6003-YB-CVR	55	PH6000-HY23	57	PR6000-SC	58
P6000-QT1-12-CP	54	P6003-YB-CVR7	55	PH6000-HY24	57	PR6000-SC3	58
P6000-QT1-16-CP	54	P6003-YB-CVR36	55	PH6000-HY25	57	PR6000-SH	58
P6000-QT1-18-CP	54	P6000-19	55	PH6000-HY26	57	PR6000-SL	58
P6000-QT3-4-RB	54	P6000-19-RB	55	PH6000-HY34	57	PR6000-SH-DF	58
P6000-QT3-6-RB	54	P6000-19-J1	55	PH6000-HY29	57	PR6000-E15A	58
P6000-QT3-8-RB	54	P6000-YE	55	PH6000-HY27	57	PR6000-23A	58
P6000-QT3-10-RB	54	P6003-YE	55	PH6000-HY28	57	PR6000-W	58
P6000-QT3-12-RB	54	P6000-YO	55	P6000-P50	57	PR6000-20-G3	58
P6000-QT3-16-RB	54	P6000-YH	55	PH6000-HY35	57	PR6000-MC-G3	58
P6000-QT3-18-RB	54	P6000-YI	55	PH6000-HY36	57	PR6000-MC-OB-G3	58

When ordering parts, always list product number and description.

Aquaparts® Parts and Assemblies Index (by Product Number)

PR6000-E13F-1	58	ZEG		ZEF		P6900-SSH	63
PR6000-KIT	58	PEG6003-L-1-G2	60	P6900-20E	61	P6900-SSH-2	63
ZERK		PEG6003-CVR-ORING-G2	60	P6900-20E-GN	61	P6930-20E	63
PERK6000-BD	58	PEG6003-CVR-S	60	P6900-20F	61	P6930-20J	63
PERK6000-CWR	58	PEG6003-HSA-G2	60	P6900-20F-GN	61	P6930-20L	63
PERK6000-L-CPCR	58	PEG6003-G2-J1	60	P6900-20J	61	P6930-20K	63
PERK6000-L-CPMCR	58	PEG6003-C31	60	P6900-20J-GN	61	P6930-20F	63
PERK6000-RK	58	PEG6003-FA-G2	60	P6900-20K	61	P6930-20M	63
PERK6000-SCR	58	PEG6003-D-SD	60	P6900-20K-GN	61	P6930-20N	63
PERK6000-W	58	PEG6003-C-SD-CP	60	P6900-20L	61	P6930-20WR	63
PERK6000-SR	58	PEG6003-L-1	60	P6900-20L-GN	61	P6900-20E-S	63
PERK6000-BUTTON	58	PEG6003-CVR-ORING	60	P6900-21	61	P6900-20J-S	63
PERK6000-BUTTON-HARD	58	PEG6003-HSA-1	60	P6900-20M	61	P6900-20L-S	63
PERK6000-MRK	58	PEG6003-BD	60	P6900-20M-GN	61	P6900-20F-S	63
PERK6000-W-TC	58	PEG6003-FA	60	P6900-20N	61	P6900-20M-S	63
PERK6000-MO	58	PEG6003-M	60	P6900-20N-GN	61		
ZTS		PEG6003-SRK	60			Miscellaneous Sensor-Operated Faucet Parts	
PTS6200-EL	59	P6900-AT-MAG	60	ZBF		P6900-XL-ADM	64
PTS6200-LL-CP	59	ZGEN		P6912-1	62	P6900-IA3	64
PTS6200-M	59	PGEN200-M-RING	60	P6900-120B	62	P6900-MV	64
PTS6200-SK	59	PGEN6200-AA-CP	60	P6900-ACA	62	P6900-XL-MT	64
PTS6200-24	59	PGEN6200-BAT	60	P6900-B-L	62	P6900-SO	64
PTS6200-J1	59	PGEN6200-BD-KIT	60	P6913-1	62	P6900-XL-TMV	64
PTS6200-J2	59	PGEN6200-CA	60	P6913-42	62	P6900-XL-TMV-1	64
PTS6200-J3	59	PGEN6200-CA-CD	60	P6913-43	62	P6900-CP4-GSK	64
PTS6200-J4	59	PGEN6200-CD	60	P6900-CP4	62	P6900-CP8-GSK	64
PTS6200-J5	59	PGEN6200-EC	60	P6900-CP8	62	P6900-LD-CVR	64
PTS6200-HET	59	PGEN6200-EL-1.28	60	P6915-1	62	P6900-CP4-1	64
PTS6200-PC	59	PGEN6200-EL-1.6	60	P6915-42	62	P6920-CP4-1	64
PTS6200-PISTON-RK	59	PGEN6200-FA	60	P6915-43	62	P6900-CP8-2	64
ZTR		PGEN6200-GEN	60	P6920-1	62	P6920-CP8-2	64
PTR6200-24	59	PGEN6200-HSA	60	P6920-42	62	P6900-MV-1	64
PTR6200-EC	59	PGEN6200-IC	60	P6920-43	62	P6900-MV-2	64
PTR6200-HAS	59	PGEN6200-L	60	P6920-44	62	P6900-MV-3	64
PTR6200-L-S	59	PGEN6200-LL-1.28	60	P6900-121	62	P6900-MV-4	64
PTR6200-M	59	PGEN6200-LL-1.6	60	P6922-1	62	P6900-MV-5	64
PTR6200-M-RING	59	PGEN6200-L-S	60	P6922-43	62	P6900-MV-6	64
PTR6200-M-S	59	PGEN6200-M	60	P6900-B-BD	62	P6900-MV-7	64
PTR6200-L-1.28	59	PGEN6200-MOB	60	P6900-SSH-1	62	P6900-MV-8	64
PTR6200-L-1.6	59	PGEN6200-S-KIT	60	P6900-SSH-2	62	P6900-MV-9	64
PTR6200-L-1.1	59	PGEN6200-SR	60	P6900-GA	62	P6900-SH	64
PTR6200-L-1.0	59	PGEN6200-W	60	P6900-GB	62	P6900-SSH	64
PTR6200-L-0.5	59	PGEN6203-EL-0.125	60	P6900-GC	62	P6900-SRK	64
PTR6200-L-0.25	59	PGEN6203-EL-0.25	60	P6900-IA3	62	P6000-HW6	64
PTR6200-L-0.125	59	PGEN6203-EL-0.5	60	P6900-SRK	62		
		PGEN6203-EL-1.0	60	P6000-HW6	62		
		PGEN6203-EL-0.5	60	P6900-CWB	62		
		PGEN6203-EL-1.0	60	P6900-XL-MT	62		
		PGEN6203-EU	60	P6900-XL-MT-1	62		
		PGEN6203-EU-LF	60	P6900-XL-MT-2	62		
		PGEN6203-FA	60	P6900-W	62		
		PGEN6203-FA-LF	60	P6900-SG	62		
		PGEN6203-GEN	60	P6930-XL-1	63		
		PGEN6203-GEN-LF	60	P6930-XL-B-L	63		
		PGEN6203-LL-0.125	60	P6900-SRK	63		
		PGEN6203-LL-0.25	60	P6900-120B	63		
		PGEN6203-LL-0.5	60	P6930-XL-42	63		
		PGEN6203-LL-1.0	60	P6900-43	63		
		PGEN6203-SR	60	P6900-MV-7	63		
				P6900-ACA	63		
				P6900-SG	63		
				P6900-CP4	63		
				P6900-CP8	63		
				P6900-XL-MT	63		
				P6900-MV-XL	63		
				P6930-XL-EL	63		



Commercial Brass
AquaSpec® Commercial Faucets



AquaSpec® Commercial Faucets Table of Contents

XL Faucets	93	Design Your Own Faucet	145	AquaSpec Repair Parts	151
NON -XL Applicable Faucets	113	How to Order	146	Product Listing	151
AquaSpec Accessories	127	Body Types	147	Numerical Listing	155
Food Service Faucets	129	Spout Types	148		
		Handle Types	149		
		Aerator Types	150		

AquaSpec® Faucet Adaptor

The easy solution for updating troublesome service sink fittings!



The Zurn AquaSpec Faucet Adapter allows you to use the existing inlet connecting nuts from your old faucet when installing your new Zurn faucet. There's no need to remove the sink from the wall, making installation fast and easy.

Product	Description	Price
G66677	AquaSpec Inlet Adapter Kit for Fisher	\$43.00
G66658	AquaSpec Inlet Adapter Kit for T&S Brass, American Standard, Component Hardware, Dormont, and Fiat	43.00
G66659	AquaSpec Inlet Adapter Kit for Kohler	43.00
NA	Chicago Faucet requires no adapter.	-

Kits include adapter, gaskets, and union to connect AquaSpec wall mount faucets and pre-rinse units (body styles Z84100, Z84200, and Z84300).

Zurn AquaSpec Faucet Adapter Installation Instructions



Step 1 – It is **not** necessary to remove the sink from the wall. Just locate the connecting nuts.



Step 2 – Next, remove the old control valve body by unthreading the nut.



Step 3 – Place the new washer into the fitting and thread in the Zurn AquaSpec adapter.



Step 4 – Then, thread your new Zurn faucet body onto the AquaSpec adapter and tighten. (Discard supply arms supplied with new faucet.)

AquaSpec® Commercial Faucets

XL Faucets Index

Z80300-XL	94	Z826B1-XL	101	Z842H4-XL	107
Z81000-XL	94	Z826B2-XL	101	Z842I1-XL	107
Z81101-XL	94	Z826B4-XL	101	Z842I4-XL	107
Z81102-XL	94	Z826C1-XL	101	Z842J1-XL	107
Z81103-XL	94	Z826C2-XL	101	Z842J3-XL	107
Z81104-XL	94	Z826C4-XL	101	Z842J4-XL	107
Z812A1-XL	94	Z826F1-XL	101	Z842K1-XL	108
Z812A3-XL	94	Z826F2-XL	101	Z842K4-XL	108
Z812A4-XL	94	Z82701-XL	101	Z842T1-XL	108
Z812B1-XL	95	Z82702-XL	101	Z842T2-XL	108
Z812B3-XL	95	Z82704-XL	102	Z842T4-XL	108
Z812B4-XL	95	Z831A1-XL	102	Z842U2-XL	108
Z812C1-XL	95	Z831A4-XL	102	Z842U4-XL	108
Z812C3-XL	95	Z831B1-XL	102	Z842V1-XL	108
Z812C4-XL	95	Z831B4-XL	102	Z842V2-XL	108
Z812F1-XL	95	Z831C1-XL	102	Z842V4-XL	109
Z812F4-XL	95	Z831C3-XL	102	Z843J1-XL	109
Z812G1-XL	96	Z831C4-XL	102	Z843J4-XL	109
Z812G3-XL	96	Z831G1-XL	102	Z85100-XL	109
Z812G4-XL	96	Z831G3-XL	102	Z85100-XL-WM	109
Z812H1-XL	96	Z831G4-XL	103	Z85500-XL	109
Z812H3-XL	96	Z831H1-XL	103	Z85500-XL-LM	109
Z812H4-XL	96	Z831H4-XL	103	Z85500-XL-WM	109
Z812J1-XL	96	Z831J1-XL	103	Z85700-XL	109
Z812J3-XL	96	Z831J3-XL	103	Z86000-XL	109
Z812J4-XL	96	Z831J4-XL	103	Z86100-XL	109
Z812J4-XL-WM	97	Z831R1-XL	103	Z86300-XL	110
Z812K1-XL	97	Z831R4-XL	103	Z86300-XL-CP4	110
Z812K1-XL-WM	97	Z831S1-XL	103	Z86500-XL	110
Z812K4-XL	97	Z831S3-XL	103	Z866B0-XL	110
Z812S1-XL	97	Z831S4-XL	104	Z867B0-XL	110
Z812S3-XL	97	Z831T1-XL	104	Z867C0-XL	110
Z812S4-XL	97	Z831T2-XL	104	Z867R0-XL	110
Z812T1-XL	97	Z831T4-XL	104	Z871B1-XL	110
Z812T4-XL	98	Z831U1-XL	104	Z871B3-XL	110
Z812U1-XL	98	Z831U2-XL	104	Z871B4-XL	111
Z812U4-XL	98	Z831U4-XL	104	Z871C1-XL	111
Z81301-XL	98	Z831V1-XL	104	Z871C3-XL	111
Z81302-XL	98	Z831V2-XL	104	Z871C4-XL	111
Z81307-XL	98	Z831V4-XL	105	Z871G1-XL	111
Z821A0-XL	98	Z83600-XL	105	Z871G3-XL	111
Z821A0-XL-WM	98	Z841A1-XL	105	Z871G4-XL	111
Z821B0-XL	98	Z841B1-XL	105	Z871H1-XL	111
Z821B0-XL-WM	98	Z841B1-XL-DM	105	Z871H4-XL	111
Z821C0-XL	99	Z841F1-XL	105	Z871J1-XL	112
Z821C0-XL-WM	99	Z841G1-XL	105	Z871J3-XL	112
Z821T0-XL	99	Z841H1-XL	105	Z871J4-XL	112
Z821U0-XL	99	Z841I1-XL	105	Z871S1-XL	112
Z82200-XL-CP4	99	Z841J1-XL	105	Z871S3-XL	112
Z82300-XL-CP8	99	Z841J4-XL-DM	106	Z871S4-XL	112
Z824B0-XL	99	Z841K1-XL	106	Accessories	127
Z824S0-XL	99	Z842A1-XL	106		
Z825A1-XL	99	Z842A4-XL	106		
Z825A2-XL	99	Z842B1-XL	106		
Z825A4-XL	100	Z842B2-XL	106		
Z825B1-XL	100	Z842B4-XL	106		
Z825B2-XL	100	Z842C1-XL	106		
Z825B4-XL	100	Z842C4-XL	106		
Z825C1-XL	100	Z842F1-XL	106		
Z825C2-XL	100	Z842F2-XL	107		
Z825C4-XL	100	Z842F4-XL	107		
Z825F1-XL	100	Z842G4-XL	107		
Z825F2-XL	100	Z842H1-XL	107		

Sensor Flush
Valves and Faucets

Manual Flush Valves

Aquaparts® Parts
and Assemblies

AquaSpec®
Commercial Faucets

Temp-Gard®
Products

Tubular Brass
Plumbing Products

Commercial Fixtures



AquaSpec® Commercial Faucets

Sensor Flush
Valves and Faucets



Z80300-XL

Wall-mounted single metering sink faucet.

Model Number	List Price	Case Quantity	Unit Weight (Lbs.)
Z80300-XL	\$274.00	1	2.0

Optional Accessories

-IN

Manual Flush Valves



Z81000-XL

4" Centerset single control faucet.

Model Number	List Price	Case Quantity	Unit Weight (Lbs.)
Z81000-XL	\$205.00	6	4.0

Optional Accessories

-EXT, -G, -P, -PT, -1M, -2M, -3M, -4M, -5M, -16M, -17M, -18M, -19M, -21M, -22M, -23M

Aquaparts® Parts
and Assemblies



Z81101-XL

4" Centerset with lever handles.

Model Number	List Price	Case Quantity	Unit Weight (Lbs.)
Z81101-XL	\$200.00	6	4.0

Optional Accessories

-G, -PT, -2M, -3M, -4M, -16M, -17M, -18M, -19M, -21M, -22M, -23M

AquaSpec®
Commercial Faucets



Z81102-XL

4" Centerset with four arm handles.

Model Number	List Price	Case Quantity	Unit Weight (Lbs.)
Z81102-XL	\$206.00	6	4.0

Optional Accessories

-G, -P, -PT, -2M, -3M, -4M, -16M, -17M, -18M, -19M, -21M, -22M, -23M

Temp-Gard®
Products



Z81103-XL

4" Centerset with dome lever handles.

Model Number	List Price	Case Quantity	Unit Weight (Lbs.)
Z81103-XL	\$209.00	6	4.0

Optional Accessories

-G, -PT, -2M, -3M, -4M, -16M, -17M, -18M, -19M, -21M, -22M, -23M

Tubular Brass
Plumbing Products

Commercial Fixtures



Z81104-XL

4" Centerset with 4" wrist blade handles.

Model Number	List Price	Case Quantity	Unit Weight (Lbs.)
Z81104-XL	\$285.00	6	4.0

Optional Accessories

-G, -GH, -PT, -2M, -3M, -4M, -16M, -17M, -18M, -19M, -21M, -22M, -23M



Z812A1-XL

Centerset with 3-1/2" gooseneck and lever handles.

Model Number	List Price	Case Quantity	Unit Weight (Lbs.)
Z812A1-XL	\$275.00	6	4.5

Optional Accessories

-FC, -G, -PT, -WM, -2F, -3F, -4F, -5F, -16F, -17F, -18F, -19F, -21F, -22F, -23F



Z812A3-XL

Centerset with 3-1/2" gooseneck and dome lever handles.

Model Number	List Price	Case Quantity	Unit Weight (Lbs.)
Z812A3-XL	\$286.00	6	4.5

Optional Accessories

-FC, -G, -PT, -2F, -3F, -4F, -5F, -16F, -17F, -18F, -19F, 21F, 22F, -23F



Z812A4-XL

Centerset with 3-1/2" gooseneck and 4" wrist blade handles.

Model Number	List Price	Case Quantity	Unit Weight (Lbs.)
Z812A4-XL	\$359.00	6	4.5

Optional Accessories

-FC, -G, -GH, -PT, -WM, -2F, -3F, -4F, -5F, -16F, -17F, -18F, -19F, -21F, -22F, -23F



AquaSpec® Commercial Faucets



Sensor Flush
Valves and Faucets

Manual Flush Valves

Aquaparts® Parts
and Assemblies

AquaSpec®
Commercial Faucets

Temp-Gard®
Products

Tubular Brass
Plumbing Products

Commercial Fixtures



Z812B1-XL

Centerset with 5-3/8" gooseneck and lever handles.

Model Number	List Price	Case Quantity	Unit Weight (Lbs.)
Z812B1-XL	\$286.00	6	4.5

Optional Accessories

-FC, -G, -PT, -WM, -2F, -3F, -4F, -5F, -16F, -17F, -18F, -19F, -21F, -22F, -23F



Z812C3-XL

Centerset with 8" gooseneck and dome lever handles.

Model Number	List Price	Case Quantity	Unit Weight (Lbs.)
Z812C3-XL	\$343.00	6	5.0

Optional Accessories

-FC, -G, -GH, -PT, -2F, -3F, -4F, -5F, -16F, -17F, -18F, -19F, -21F, -22F, -23F



Z812B3-XL

Centerset with 5-3/8" gooseneck and dome lever handles.

Model Number	List Price	Case Quantity	Unit Weight (Lbs.)
Z812B3-XL	\$295.00	6	4.5

Optional Accessories

-FC, -G, -PT, -2F, -3F, -4F, -5F, -16F, -17F, -18F, -19F, -21F, -22F, -23F



Z812C4-XL

Centerset with 8" gooseneck and 4" wrist blade handles.

Model Number	List Price	Case Quantity	Unit Weight (Lbs.)
Z812C4-XL	\$417.00	6	5.0

Optional Accessories

-FC, -G, -GH, -PT, -WM, -2F, -3F, 5F, -16F, -17F, -18F, -19F, -21F, -22F, -23F



Z812B4-XL

Centerset with 5-3/8" gooseneck and 4" wrist blade handles.

Model Number	List Price	Case Quantity	Unit Weight (Lbs.)
Z812B4-XL	\$369.00	6	5.0

Optional Accessories

-FC, -G, -GH, -PT, -WM, -2F, -3F, -4F, -5F, -16F, -17F, -18F, -19F, -21F, -22F, -23F



Z812F1-XL

Centerset with 6" cast spout and lever handles.

Model Number	List Price	Case Quantity	Unit Weight (Lbs.)
Z812F1-XL	\$274.00	6	4.5

Optional Accessories

-G, -P, -PT, -WM, -2F, -3F, -4F, -5F, -16F, -17F, -18F, -19F, 21F, -22F, -23F



Z812C1-XL

Centerset with 8" gooseneck and lever handles.

Model Number	List Price	Case Quantity	Unit Weight (Lbs.)
Z812C1-XL	\$332.00	6	5.0

Optional Accessories

-FC, -G, -GH, -PT, -WM, -2F, -3F, -4F, -5F, -16F, -17F, -18F, -19F, -21F, -22F, -23F



Z812F4-XL

Centerset with 6" cast spout and 4" wrist blade handles.

Model Number	List Price	Case Quantity	Unit Weight (Lbs.)
Z812F4-XL	\$358.00	6	4.5

Optional Accessories

-G, -P, -PT, -WM, -2F, -3F, -4F, -5F, -16F, -17F, -18F, -19F, 21F, -22F, -23F





AquaSpec® Commercial Faucets

Sensor Flush
Valves and Faucets



Z812G1-XL

Centerset with 8" cast spout and lever handles.

Model Number	List Price	Case Quantity	Unit Weight (Lbs.)
Z812G1-XL	\$297.00	6	4.5

Optional Accessories

-G, -P, -PT, -WM, -2F, -3F, -4F, -5F, -16F, -17F, -18F, -19F, 21F, -22F, -23F

Manual Flush Valves



Z812G3-XL

Centerset with 8" cast spout and dome lever handles.

Model Number	List Price	Case Quantity	Unit Weight (Lbs.)
Z812G3-XL	\$308.00	6	4.5

Optional Accessories

-G, -P, -PT, -WM, -2F, -3F, -4F, -5F, -16F, -17F, -18F, -19F, 21F, -22F, -23F

Aquaparts® Parts
and Assemblies



Z812G4-XL

Centerset with 8" cast spout and 4" wrist blade handles.

Model Number	List Price	Case Quantity	Unit Weight (Lbs.)
Z812G4-XL	\$382.00	6	4.5

Optional Accessories

-G, -P, -PT, -WM, -2F, -3F, -4F, -5F, -16F, -17F, -18F, -19F, 21F, -22F, -23F

AquaSpec®
Commercial Faucets



Z812H1-XL

Centerset with 12" tubular spout and lever handles.

Model Number	List Price	Case Quantity	Unit Weight (Lbs.)
Z812H1-XL	\$260.00	6	4.5

Optional Accessories

-G, -P, -PT, -WM, -2F, -3F, -4F, -5F, -16F, -17F, -18F, -19F, 21F, -22F, -23F

Temp-Gard®
Products



Z812H3-XL

Centerset with 12" tubular spout and dome lever handles.

Model Number	List Price	Case Quantity	Unit Weight (Lbs.)
Z812H3-XL	\$269.00	6	4.5

Optional Accessories

-G, -P, -PT, -2F, -3F, -4F, -5F, -16F, -17F, -18F, -19F, 21F, -22F, -23F

Tubular Brass
Plumbing Products

Commercial Fixtures



Z812H4-XL

Centerset with 12" tubular spout and 4" wrist blade handles.

Model Number	List Price	Case Quantity	Unit Weight (Lbs.)
Z812H4-XL	\$344.00	6	4.5

Optional Accessories

-G, -P, -PT, -WM, -2F, -3F, -4F, -5F, -16F, -17F, -18F, -19F, 21F, -22F, -23F



Z812J1-XL

Centerset with 9-1/2" tubular spout and lever handles.

Model Number	List Price	Case Quantity	Unit Weight (Lbs.)
Z812J1-XL	\$258.00	6	4.5

Optional Accessories

-G, -P, -PT, -WM, -2F, -3F, -4F, -5F, -16F, -17F, -18F, -19F, 21F, -22F, -23F



Z812J3-XL

Centerset with 9-1/2" tubular spout and dome lever handles.

Model Number	List Price	Case Quantity	Unit Weight (Lbs.)
Z812J3-XL	\$268.00	6	4.5

Optional Accessories

-G, -P, -PT, -2F, -3F, -4F, -5F, -16F, -17F, -18F, -19F, 21F, -22F, -23F



Z812J4-XL

Centerset with 9-1/2" tubular spout and 4" wrist blade handles.

Model Number	List Price	Case Quantity	Unit Weight (Lbs.)
Z812J4-XL	\$343.00	6	4.5

Optional Accessories

-G, -P, -PT, -WM, -2F, -3F, -4F, -5F, -16F, -17F, -18F, -19F, 21F, -22F, -23F





AquaSpec® Commercial Faucets



Z812J4-XL-WM

Wall-mounted centerset with 9-1/2" tubular spout and 4" wrist blade handles.

Model Number	List Price	Case Quantity	Unit Weight (Lbs.)
Z812J4-XL-WM	\$416.00	6	4.5

Optional Accessories

-TWM, -2F, -3F, -4F, -16F, -17F, -18F, -19F, 21F, -22F, -23F



Z812K1-XL

Centerset with 13" double-jointed spout and lever handles.

Model Number	List Price	Case Quantity	Unit Weight (Lbs.)
Z812K1-XL	\$377.00	6	4.5

Optional Accessories

-DJ18, -G, -P, -PT, -WM, -2F, -3F, -4F, -5F, -16F, -17F, -18F, -19F, -21F, -22F, -23F



Z812K1-XL-WM

Wall-mounted centerset with 13" double-jointed spout and lever handles.

Model Number	List Price	Case Quantity	Unit Weight (Lbs.)
Z812K1-XL-WM	\$448.00	6	4.5

Optional Accessories

-DJ18, -TWM, -2F, -3F, -4F, -16F, -17F, -18F, -19F, -21F, 22F, -23F



Z812K4-XL

Centerset with 13" double-jointed spout 4" wrist blade handles.

Model Number	List Price	Case Quantity	Unit Weight (Lbs.)
Z812K4-XL	\$460.00	6	4.5

Optional Accessories

-DJ18, -G, -P, -PT, -WM, -2F, -3F, -4F, -5F, -16F, -17F, -18F, -19F, -21F, -22F, -23F



Z812S1-XL

Centerset with 8" bent riser spout and lever handles.

Model Number	List Price	Case Quantity	Unit Weight (Lbs.)
Z812S1-XL	\$353.00	6	4.5

Optional Accessories

-FC, -G, -P, -PT, -WM, -2M, -3M, -4M, -5M, -16M, -17M, -18M, -19M, -21M, -22M, -23M



Z812S3-XL

Centerset with 8" bent riser spout and dome lever handles.

Model Number	List Price	Case Quantity	Unit Weight (Lbs.)
Z812S3-XL	\$360.00	6	4.5

Optional Accessories

-FC, -G, -P, -PT, -2M, -3M, -4M, -5M, -16M, -17M, -18M, -19M, -21M, -22M, -23M



Z812S4-XL

Centerset with 8" bent riser spout and 4" wrist blade handles.

Model Number	List Price	Case Quantity	Unit Weight (Lbs.)
Z812S4-XL	\$435.00	6	4.5

Optional Accessories

-FC, -G, -P, -PT, -2M, -3M, -4M, -5M, -16M, -17M, -18M, -19M, -21M, -22M, -23M



Z812T1-XL

Centerset with 4-1/2" vacuum breaker spout and lever handles.

Model Number	List Price	Case Quantity	Unit Weight (Lbs.)
Z812T1-XL	\$291.00	6	4.5

Optional Accessories

-FC, -G, -P, -PT, -WM, -2F, -3F, -4F, -5F, -6M, -16F, -17F, -18F, -19F, -21F, -22F, -23F

Sensor Flush Valves and Faucets

Manual Flush Valves

Aquaparts® Parts and Assemblies

AquaSpec® Commercial Faucets

Temp-Gard® Products

Tubular Brass Plumbing Products

Commercial Fixtures





AquaSpec® Commercial Faucets

Sensor Flush
Valves and Faucets



Z812T4-XL

Centerset with 4-1/2" vacuum breaker spout and 4" wrist blade handles.

Model Number	List Price	Case Quantity	Unit Weight (Lbs.)
--------------	------------	---------------	--------------------

Z812T4-XL	\$384.00	6	4.5
-----------	----------	---	-----

Optional Accessories

-FC, -G, -P, -PT, -WM, -2F, -3F, -4F, -5F, -6M, -16F, -17F, -18F, -19F, -21F, -22F, -23F

Manual Flush Valves



Z812U1-XL

Centerset with 6" vacuum breaker spout and lever handles.

Model Number	List Price	Case Quantity	Unit Weight (Lbs.)
--------------	------------	---------------	--------------------

Z812U1-XL	\$298.00	6	4.5
-----------	----------	---	-----

Optional Accessories

-FC, -G, -P, -PT, -WM, -2F, -3F, -4F, -5F, -6M, -16F, -17F, -18F, -19F, -21F, -22F, -23F

Aquaparts® Parts
and Assemblies



Z812U4-XL

Centerset with 6" vacuum breaker spout and 4" wrist blade handles.

Model Number	List Price	Case Quantity	Unit Weight (Lbs.)
--------------	------------	---------------	--------------------

Z812U4-XL	\$383.00	6	4.5
-----------	----------	---	-----

Optional Accessories

-FC, -G, -P, -PT, -WM, -2F, -3F, -4F, -5F, -6M, -16F, -17F, -18F, -19F, -21F, -22F, -23F

AquaSpec®
Commercial Faucets



Z81301-XL

Wall-mounted single sink faucet.

Model Number	List Price	Case Quantity	Unit Weight (Lbs.)
--------------	------------	---------------	--------------------

Z81301-XL	\$135.00	1	2.0
-----------	----------	---	-----

Optional Accessories

-RB, -VB, -WHK, -5H

Temp-Gard®
Products



Z81302-XL

Wall-mounted single sink faucet.

Model Number	List Price	Case Quantity	Unit Weight (Lbs.)
--------------	------------	---------------	--------------------

Z81302-XL	\$138.00	1	2.0
-----------	----------	---	-----

Optional Accessories

-RB, -VB, -WHK, -5H

Tubular Brass
Plumbing Products

Commercial Fixtures



Z81307-XL

Wall-mounted single sink faucet.

Model Number	List Price	Case Quantity	Unit Weight (Lbs.)
--------------	------------	---------------	--------------------

Z81307-XL	\$135.00	1	2.0
-----------	----------	---	-----

Optional Accessories

-RB, -VB, -WHK, -5H



Z821A0-XL

Deck-mounted 3-1/2" gooseneck spout.

Model Number	List Price	Case Quantity	Unit Weight (Lbs.)
--------------	------------	---------------	--------------------

Z821A0-XL	\$113.00	1	2.0
-----------	----------	---	-----

Optional Accessories

-FC, -PT, -2F, -3F, -4F, -5F, -16F, -17F, -18F, -19F, -21F, -22F, -23F



Z821A0-XL-WM

Wall-mounted 3-1/2" gooseneck spout.

Model Number	List Price	Case Quantity	Unit Weight (Lbs.)
--------------	------------	---------------	--------------------

Z821A0-XL-WM	\$135.00	1	2.0
--------------	----------	---	-----

Optional Accessories

-FC, -PT, -2F, -3F, -4F, -5F, -16F, -17F, -18F, -19F, -21F, -22F, -23F



Z821B0-XL

Deck-mounted 5-3/8" gooseneck spout.

Model Number	List Price	Case Quantity	Unit Weight (Lbs.)
--------------	------------	---------------	--------------------

Z821B0-XL	\$121.00	1	2.0
-----------	----------	---	-----

Optional Accessories

-FC, -PT, -2F, -3F, -4F, -5F, -16F, -17F, -18F, -19F, -21F, -22F, -23F



Z821B0-XL-WM

Wall-mounted 5-3/8" gooseneck spout.

Model Number	List Price	Case Quantity	Unit Weight (Lbs.)
--------------	------------	---------------	--------------------

Z821B0-XL-WM	\$194.00	1	2.0
--------------	----------	---	-----

Optional Accessories

-FC, -PT, -2F, -3F, -4F, -5F, -16F, -17F, -18F, -19F, -21F, -22F, -23F





AquaSpec® Commercial Faucets

Sensor Flush
Valves and Faucets

Manual Flush Valves

Aquaparts® Parts
and Assemblies

AquaSpec®
Commercial Faucets

Temp-Gard®
Products

Tubular Brass
Plumbing Products

Commercial Fixtures



Z821C0-XL

Deck-mounted 8" gooseneck spout.

Model Number	List Price	Case Quantity	Unit Weight (Lbs.)
Z821C0-XL	\$148.00	1	2.5

Optional Accessories

-FC, -PT, -2F, -3F, -4F, -5F, -16F, -17F, -18F, -19F, -21F, -22F, -23F



Z821C0-XL-WM

Wall-mounted 8" gooseneck spout.

Model Number	List Price	Case Quantity	Unit Weight (Lbs.)
Z821C0-XL-WM	\$221.00	1	2.5

Optional Accessories

-FC, -PT, -2F, -3F, -4F, -5F, -16F, -17F, -18F, -19F, -21F, -22F, -23F



Z821T0-XL

Deck-mounted 4-1/2" vacuum breaker spout.

Model Number	List Price	Case Quantity	Unit Weight (Lbs.)
Z821T0-XL	\$164.00	1	2.5

Optional Accessories

-FC, -PT, -2F, -3F, -4F, -5F, -16F, -17F, -18F, -19F, -21F, -22F, -23F



Z821U0-XL

Deck-mounted 6" vacuum breaker spout.

Model Number	List Price	Case Quantity	Unit Weight (Lbs.)
Z821U0-XL	\$172.00	1	2.5

Optional Accessories

-FC, -PT, -2F, -3F, -4F, -5F, -16F, -17F, -18F, -19F, -21F, -22F, -23F



Z82200-XL-CP4

Single control lavatory faucet with 4" cover plate.

Model Number	List Price	Case Quantity	Unit Weight (Lbs.)
Z82200-XL-CP4	\$495.00	1	3.5

Optional Accessories

-CP8, -G, -P, -2M, -3M, -4M, -16M, -17M, -18M, -19M, -21M, -22M, -23M



Z82300-XL-CP8

Single control kitchen faucet with 8" cover plate.

Model Number	List Price	Case Quantity	Unit Weight (Lbs.)
Z82300-XL-CP8	\$605.00	1	5.0

Optional Accessories

-CP4, -G, -HS, -2M, -3M, -4M, -9M, -16M, -17M, -18M, -19M, -21M, -22M, -23M



Z824B0-XL

Single control side-mounted gooseneck faucet.

Model Number	List Price	Case Quantity	Unit Weight (Lbs.)
Z824B0-XL	\$484.00	1	4.0

Optional Accessories

-G, -HS, -2F, -3F, -4F, -16F, -17F, -18F, -19F, -21F, -22F, -23F



Z824S0-XL

Single control side-mounted bent riser spout faucet.

Model Number	List Price	Case Quantity	Unit Weight (Lbs.)
Z824S0-XL	\$566.00	6	4.0

Optional Accessories

-G, -HS, -2M, -3M, -4M, -9M, -16M, -17M, -18M, -19M, -21M, -22M, -23M



Z825A1-XL

Single lab faucet with 3-1/2" gooseneck and lever handle.

Model Number	List Price	Case Quantity	Unit Weight (Lbs.)
Z825A1-XL	\$239.00	1	3.0

Optional Accessories

-FC, -G, -PT, -2F, -3F, -4F, -5F, -12F, -16F, -17F, -18F, -19F, -21F, -22F, -23F



Z825A2-XL

Single lab faucet with 3-1/2" gooseneck and four-arm handle.

Model Number	List Price	Case Quantity	Unit Weight (Lbs.)
Z825A2-XL	\$242.00	1	3.0

Optional Accessories

-FC, -G, -PT, -2F, -3F, -4F, -5F, -12F, -16F, -17F, -18F, -19F, -21F, -22F, -23F





AquaSpec® Commercial Faucets

Sensor Flush
Valves and Faucets

Manual Flush Valves

Aquaparts® Parts
and Assemblies

AquaSpec®
Commercial Faucets

Temp-Gard®
Products

Tubular Brass
Plumbing Products

Commercial Fixtures



Z825A4-XL

Single lab faucet with 3-1/2" gooseneck and 4" wrist blade handle.

Model Number	List Price	Case Quantity	Unit Weight (Lbs.)
Z825A4-XL	\$280.00	1	3.0

Optional Accessories

-FC, -G, -PT, -2F, -3F, -4F, -5F, -12F, -16F, -17F, -18F, -19F, -21F, -22F, -23F



Z825C1-XL

Single lab faucet with 8" gooseneck and lever handle.

Model Number	List Price	Case Quantity	Unit Weight (Lbs.)
Z825C1-XL	\$295.00	1	3.0

Optional Accessories

-FC, -G, -PT, -2F, -3F, -4F, -5F, -12F, -16F, -17F, -18F, -19F, -21F, -22F, -23F



Z825B1-XL

Single lab faucet with 5-3/8" gooseneck and lever handle.

Model Number	List Price	Case Quantity	Unit Weight (Lbs.)
Z825B1-XL	\$248.00	1	3.0

Optional Accessories

-FC, -G, -PT, -2F, -3F, -4F, -5F, -12F, -16F, -17F, -18F, -19F, -21F, -22F, -23F



Z825C2-XL

Single lab faucet with 8" gooseneck and four-arm handle.

Model Number	List Price	Case Quantity	Unit Weight (Lbs.)
Z825C2-XL	\$297.00	1	3.0

Optional Accessories

-FC, -G, -PT, -2F, -3F, -4F, -5F, -12F, -16F, -17F, -18F, -19F, -21F, -22F, -23F



Z825B2-XL

Single lab faucet with 5-3/8" gooseneck and four-arm handle.

Model Number	List Price	Case Quantity	Unit Weight (Lbs.)
Z825B2-XL	\$250.00	1	3.0

Optional Accessories

-FC, -G, -PT, -2F, -3F, -4F, -5F, -12F, -16F, -17F, -18F, -19F, -21F, -22F, -23F



Z825C4-XL

Single lab faucet with 8" gooseneck and 4" wrist blade handle.

Model Number	List Price	Case Quantity	Unit Weight (Lbs.)
Z825C4-XL	\$335.00	1	3.0

Optional Accessories

-FC, -G, -PT, -2F, -3F, -4F, -5F, -12F, -16F, -17F, -18F, -19F, -21F, -22F, -23F



Z825B4-XL

Single lab faucet with 5-3/8" gooseneck and 4" wrist blade handle.

Model Number	List Price	Case Quantity	Unit Weight (Lbs.)
Z825B4-XL	\$290.00	1	3.0

Optional Accessories

-FC, -G, -PT, -2F, -3F, -4F, -5F, -12F, -16F, -17F, -18F, -19F, -21F, -22F, -23F



Z825F1-XL

Single lab faucet with 6" cast spout and lever handle.

Model Number	List Price	Case Quantity	Unit Weight (Lbs.)
Z825F1-XL	\$238.00	1	3.0

Optional Accessories

-G, -PT, -2F, -3F, -4F, -5F, -16F, -17F, -18F, -19F, -21F, -22F, -23F



Z825F2-XL

Single lab faucet with 6" cast spout and four-arm handle.

Model Number	List Price	Case Quantity	Unit Weight (Lbs.)
Z825F2-XL	\$207.00	1	3.0

Optional Accessories

-G, -PT, -2F, -3F, -4F, -5F, -16F, -17F, -18F, -19F, -21F, -22F, -23F



AquaSpec® Commercial Faucets



Sensor Flush
Valves and Faucets

Manual Flush Valves

Aquaparts® Parts
and Assemblies

AquaSpec®
Commercial Faucets

Temp-Gard®
Products

Tubular Brass
Plumbing Products

Commercial Fixtures



Z826B1-XL

Double lab faucet with 5-3/8" gooseneck and lever handles.

Model Number	List Price	Case Quantity	Unit Weight (Lbs.)
Z826B1-XL	\$313.00	1	5.0

Optional Accessories

-FC, -G, -MY, -PT, -2F, -3F, -4F, -5F, -12F, -16F, -17F, -18F, -19F, -21F, -22F, -23F



Z826B2-XL

Double lab faucet with 5-3/8" gooseneck and four-arm handles.

Model Number	List Price	Case Quantity	Unit Weight (Lbs.)
Z826B2-XL	\$319.00	1	5.0

Optional Accessories

-FC, -G, -MY, -PT, -2F, -3F, -4F, -5F, -12F, -16F, -17F, -18F, -19F, -21F, -22F, -23F



Z826B4-XL

Double lab faucet with 5-3/8" gooseneck and 4" wrist blade handles.

Model Number	List Price	Case Quantity	Unit Weight (Lbs.)
Z826B4-XL	\$397.00	1	5.0

Optional Accessories

-FC, -G, -MY, -PT, -2F, -3F, -4F, -5F, -12F, -16F, -17F, -18F, -19F, -21F, -22F, -23F



Z826C1-XL

Double lab faucet with 8" gooseneck and lever handles.

Model Number	List Price	Case Quantity	Unit Weight (Lbs.)
Z826C1-XL	\$359.00	1	5.0

Optional Accessories

-FC, -G, -MY, -PT, -2F, -3F, -4F, -5F, -12F, -16F, -17F, -18F, -19F, -21F, -22F, -23F



Z826C2-XL

Double lab faucet with 8" gooseneck and four-arm handles.

Model Number	List Price	Case Quantity	Unit Weight (Lbs.)
Z826C2-XL	\$365.00	1	5.0

Optional Accessories

-FC, -G, -MY, -PT, -2F, -3F, -4F, -5F, -12F, -16F, -17F, -18F, -19F, -21F, -22F, -23F



Z826C4-XL

Double lab faucet with 8" gooseneck and 4" wrist blade handles.

Model Number	List Price	Case Quantity	Unit Weight (Lbs.)
Z826C4-XL	\$445.00	1	5.0

Optional Accessories

-FC, -G, -MY, -PT, -2F, -3F, -4F, -5F, -12F, -16F, -17F, -18F, -19F, -21F, -22F, -23F



Z826F1-XL

Double lab faucet with 6" cast spout and lever handles.

Model Number	List Price	Case Quantity	Unit Weight (Lbs.)
Z826F1-XL	\$303.00	1	5.0

Optional Accessories

-G, -MY, -PT, -2F, -3F, -4F, -5F, -16F, -17F, -18F, -19F, -21F, -22F, -23F



Z826F2-XL

Double lab faucet with 6" cast spout and four-arm handles.

Model Number	List Price	Case Quantity	Unit Weight (Lbs.)
Z826F2-XL	\$308.00	1	5.0

Optional Accessories

-G, -MY, -PT, -2F, -3F, -4F, -5F, -16F, -17F, -18F, -19F, -21F, -22F, -23F



Z82701-XL

Single basin faucet with lever handle.

Model Number	List Price	Case Quantity	Unit Weight (Lbs.)
Z82701-XL	\$117.00	1	2.0

Optional Accessories

-G, -PT, -2M, -3M, -16M, -17M, -18M, -19M, -21M, -22M, -23M



Z82702-XL

Single basin faucet with four-arm handle.

Model Number	List Price	Case Quantity	Unit Weight (Lbs.)
Z82702-XL	\$119.00	1	2.0

Optional Accessories

-G, -MY, -MYCS, -PT, -2M, -3M, -16M, -17M, -18M, -19M, -21M, -22M, -23M





AquaSpec® Commercial Faucets

Sensor Flush
Valves and Faucets



Z82704-XL

Single basin faucet with 4" wrist blade handle.

Model Number	List Price	Case Quantity	Unit Weight (Lbs.)
Z82704-XL	\$158.00	1	2.0

Optional Accessories

-G, -MY, -MYCS, -PT, -2M, -3M, -16M, -17M, -18M, -19M, -21M, -22M, -23M

Manual Flush Valves



Z831A1-XL

Widespread with 3-1/2" gooseneck and lever handles.

Model Number	List Price	Case Quantity	Unit Weight (Lbs.)
Z831A1-XL	\$383.00	6	6.0

Optional Accessories

-CWO, -FC, -G, -GH, -HS, -HS6, -ICT, -PT, -2F, -3F, -4F, -5F, -16F, -17F, -18F, -19F, -21F, -22F, -23F

Aquaparts® Parts
and Assemblies



Z831A4-XL

Widespread with 3-1/2" gooseneck and 4" wrist blade handles.

Model Number	List Price	Case Quantity	Unit Weight (Lbs.)
Z831A4-XL	\$468.00	6	6.0

Optional Accessories

-CWO, -FC, -G, -GH, -HS, -HS6, -ICT, -PT, -2F, -3F, -4F, -5F, -16F, -17F, -18F, -19F, -21F, -22F, -23F

AquaSpec®
Commercial Faucets



Z831B1-XL

Widespread with 5-3/8" gooseneck and lever handles.

Model Number	List Price	Case Quantity	Unit Weight (Lbs.)
Z831B1-XL	\$393.00	6	6.0

Optional Accessories

-CWO, -FC, -G, -GH, -HS, -HS6, -ICT, -PT, -2F, -3F, -4F, -5F, -16F, -17F, -18F, -19F, -21F, -22F, -23F

Temp-Gard®
Products



Z831B4-XL

Widespread with 5-3/8" gooseneck and 4" wrist blade handles.

Model Number	List Price	Case Quantity	Unit Weight (Lbs.)
Z831B4-XL	\$477.00	6	6.0

Optional Accessories

-CWO, -FC, -G, -GH, -HS, -HS6, -ICT, -PT, -2F, -3F, -4F, -5F, -16F, -17F, -18F, -19F, -21F, -22F, -23F

Tubular Brass
Plumbing Products

Commercial Fixtures



Z831C1-XL

Widespread with 8" gooseneck and lever handles.

Model Number	List Price	Case Quantity	Unit Weight (Lbs.)
Z831C1-XL	\$440.00	6	6.5

Optional Accessories

-CWO, -FC, -G, -GH, -HS, -HS6, -ICT, -PT, -2F, -3F, -4F, -5F, -16F, -17F, -18F, -19F, -21F, -22F, -23F



Z831C3-XL

Widespread with 8" gooseneck and dome lever handles.

Model Number	List Price	Case Quantity	Unit Weight (Lbs.)
Z831C3-XL	\$450.00	6	6.5

Optional Accessories

-CWO, -FC, -G, -GH, -HS, -HS6, -PT, -2F, -3F, -4F, -5F, -16F, -17F, -18F, -19F, -21F, -22F, -23F



Z831C4-XL

Widespread with 8" gooseneck and 4" wrist blade handles.

Model Number	List Price	Case Quantity	Unit Weight (Lbs.)
Z831C4-XL	\$525.00	6	6.5

Optional Accessories

-CWO, -FC, -G, -GH, -HS, -HS6, -ICT, -PT, -2F, -3F, -4F, -5F, -16F, -17F, -18F, -19F, -21F, -22F, -23F



Z831G1-XL

Widespread with 8" cast spout and lever handles.

Model Number	List Price	Case Quantity	Unit Weight (Lbs.)
Z831G1-XL	\$406.00	6	6.5

Optional Accessories

-CWO, -G, -GH, -HS, -HS6, -ICT, -PT, -2F, -3F, -4F, -5F, -16F, -17F, -18F, -19F, -21F, -22F, -23F



Z831G3-XL

Widespread with 8" cast spout and dome lever handles.

Model Number	List Price	Case Quantity	Unit Weight (Lbs.)
Z831G3-XL	\$417.00	6	6.5

Optional Accessories

-CWO, -G, -GH, -HS, -HS6, -ICT, -PT, -2F, -3F, -4F, -5F, -16F, -17F, -18F, -19F, -21F, -22F, -23F



AquaSpec® Commercial Faucets



Sensor Flush
Valves and Faucets

Manual Flush Valves

Aquaparts® Parts
and Assemblies

AquaSpec®
Commercial Faucets

Temp-Gard®
Products

Tubular Brass
Plumbing Products

Commercial Fixtures



Z831G4-XL

Widespread with 8" cast spout and 4" wrist blade handles.

Model Number	List Price	Case Quantity	Unit Weight (Lbs.)
Z831G4-XL	\$492.00	6	6.5

Optional Accessories

-CWO, -G, -GH, -HS, -HS6, -ICT, -PT, -2F, -3F, -4F, -5F, -16F, -17F, -18F, -19F, -21F, -22F, -23F



Z831H1-XL

Widespread with 12" tubular spout and lever handles.

Model Number	List Price	Case Quantity	Unit Weight (Lbs.)
Z831H1-XL	\$366.00	6	6.5

Optional Accessories

-CWO, -G, -GH, -HS, -HS6, -ICT, -P, -PT, -2F, -3F, -4F, -5F, -16F, -17F, -18F, -19F, -21F, -22F, -23F



Z831H4-XL

Widespread with 12" tubular spout and 4" wrist blade handles.

Model Number	List Price	Case Quantity	Unit Weight (Lbs.)
Z831H4-XL	\$328.00	6	6.5

Optional Accessories

-CWO, -G, -GH, -HS, -HS6, -ICT, -P, -PT, -2F, -3F, -4F, -5F, -16F, -17F, -18F, -19F, -21F, -22F, -23F



Z831J1-XL

Widespread with 9-1/2" tubular spout and 4" wrist blade handles.

Model Number	List Price	Case Quantity	Unit Weight (Lbs.)
Z831J1-XL	\$365.00	6	6.5

Optional Accessories

-CWO, -G, -GH, -HS, -HS6, -ICT, -P, -PT, -2F, -3F, -4F, -5F, -16F, -17F, -18F, -19F, -21F, -22F, -23F



Z831J3-XL

Widespread with 9-1/2" tubular spout and dome lever handles.

Model Number	List Price	Case Quantity	Unit Weight (Lbs.)
Z831J3-XL	\$377.00	6	6.5

Optional Accessories

-CWO, -G, -GH, -HS, -HS6, -ICT, -P, -PT, -2F, -3F, -4F, -5F, -16F, -17F, -18F, -19F, -21F, -22F, -23F



Z831J4-XL

Widespread with 9-1/2" tubular spout and 4" wrist blade handles.

Model Number	List Price	Case Quantity	Unit Weight (Lbs.)
Z831J4-XL	\$450.00	6	6.5

Optional Accessories

-CWO, -G, -GH, -HS, -HS6, -ICT, -P, -PT, -2F, -3F, -4F, -5F, -16F, -17F, -18F, -19F, -21F, -22F, -23F



Z831R1-XL

Widespread with 5" cast spout and lever handles.

Model Number	List Price	Case Quantity	Unit Weight (Lbs.)
Z831R1-XL	\$415.00	6	6.0

Optional Accessories

-CWO, -G, -GH, -HS6, -ICT, -PT, -2M, -3M, -4M, -5M, -16M, -17M, -18M, -19M, -21M, -22M, -23M



Z831R4-XL

Widespread with 5" cast spout and 4" wrist blade handles.

Model Number	List Price	Case Quantity	Unit Weight (Lbs.)
Z831R4-XL	\$497.00	6	6.0

Optional Accessories

-CWO, -G, -GH, -HS6, -ICT, -PT, -2M, -3M, -4M, -5M, -16M, -17M, -18M, -19M, -21M, -22M, -23M



Z831S1-XL

Widespread with 8" bent riser spout and lever handles.

Model Number	List Price	Case Quantity	Unit Weight (Lbs.)
Z831S1-XL	\$470.00	6	6.0

Optional Accessories

-CWO, -G, -GH, -HS6, -HS8, -ICT, -P, -PT, -2M, -3M, -4M, -5M, -16M, -17M, -18M, -19M, -21M, -22M, -23M



Z831S3-XL

Widespread with 8" bent riser spout and dome lever handles.

Model Number	List Price	Case Quantity	Unit Weight (Lbs.)
Z831S3-XL	\$457.00	6	6.0

Optional Accessories

-CWO, -G, -GH, -HS6, -HS8, -ICT, -P, -PT, -2M, -3M, -4M, -5M, -16M, -17M, -18M, -19M, -21M, -22M, -23M





AquaSpec® Commercial Faucets

Sensor Flush
Valves and Faucets



Z831S4-XL

Widespread with 8" bent riser spout and 4" wrist blade handles.

Model Number	List Price	Case Quantity	Unit Weight (Lbs.)
--------------	------------	---------------	--------------------

Z831S4-XL	\$527.00	6	6.0
-----------	----------	---	-----

Optional Accessories

-CWO, -G, -GH, -HS6, -HS8, -ICT, -P, -PT, -2M, -3M, -4M, -5M, -16M, -17M, -18M, -19M, -21M, -22M, -23M



Z831U2-XL

Widespread with 6" vacuum breaker spout and four-arm handles.

Model Number	List Price	Case Quantity	Unit Weight (Lbs.)
--------------	------------	---------------	--------------------

Z831U2-XL	\$402.00	6	6.0
-----------	----------	---	-----

Optional Accessories

-CWO, -FC, -G, -GH, -HS6, -HS8, -ICT, -P, -PT, -2F, -3F, -4F, -6M, -16F, -17F, -18F, -19F, -21F, -22F, -23F

Manual Flush Valves



Z831T1-XL

Widespread with 4-1/2" vacuum breaker spout and lever handles.

Model Number	List Price	Case Quantity	Unit Weight (Lbs.)
--------------	------------	---------------	--------------------

Z831T1-XL	\$338.00	6	6.0
-----------	----------	---	-----

Optional Accessories

-CWO, -FC, -G, -GH, -HS6, -HS8, -ICT, -P, -PT, -2F, -3F, -4F, -6M, -16F, -17F, -18F, -19F, -21F, -22F, -23F



Z831U4-XL

Widespread with 6" vacuum breaker spout and 4" wrist blade handles.

Model Number	List Price	Case Quantity	Unit Weight (Lbs.)
--------------	------------	---------------	--------------------

Z831U4-XL	\$476.00	6	6.0
-----------	----------	---	-----

Optional Accessories

-CWO, -FC, -G, -GH, -HS6, -HS8, -ICT, -P, -PT, -2F, -3F, -4F, -6M, -16F, -17F, -18F, -19F, -21F, -22F, -23F

Aquaparts® Parts
and Assemblies



Z831T2-XL

Widespread with 4-1/2" vacuum breaker spout and four-arm handles.

Model Number	List Price	Case Quantity	Unit Weight (Lbs.)
--------------	------------	---------------	--------------------

Z831T2-XL	\$394.00	6	6.0
-----------	----------	---	-----

Optional Accessories

-CWO, -FC, -G, -GH, -HS6, -HS8, -ICT, -P, -PT, -2F, -3F, -4F, -6M, -16F, -17F, -18F, -19F, -21F, -22F, -23F



Z831V1-XL

Widespread with 8" vacuum breaker spout and lever handles.

Model Number	List Price	Case Quantity	Unit Weight (Lbs.)
--------------	------------	---------------	--------------------

Z831V1-XL	\$405.00	6	6.0
-----------	----------	---	-----

Optional Accessories

-CWO, -FC, -G, -GH, -HS6, -HS8, -ICT, -P, -PT, -2F, -3F, -4F, -6M, -16F, -17F, -18F, -19F, -21F, -22F, -23F

AquaSpec®
Commercial Faucets

Temp-Gard®
Products



Z831T4-XL

Widespread with 4-1/2" vacuum breaker spout and 4" wrist blade handles.

Model Number	List Price	Case Quantity	Unit Weight (Lbs.)
--------------	------------	---------------	--------------------

Z831T4-XL	\$472.00	6	6.0
-----------	----------	---	-----

Optional Accessories

-CWO, -FC, -G, -GH, -HS6, -HS8, -ICT, -P, -PT, -2F, -3F, -4F, -6M, -16F, -17F, -18F, -19F, -21F, -22F, -23F



Z831V2-XL

Widespread with 8" vacuum breaker spout and four-arm handles.

Model Number	List Price	Case Quantity	Unit Weight (Lbs.)
--------------	------------	---------------	--------------------

Z831V2-XL	\$410.00	6	6.0
-----------	----------	---	-----

Optional Accessories

-CWO, -FC, -G, -GH, -HS6, -HS8, -ICT, -P, -PT, -2F, -3F, -4F, -6M, -16F, -17F, -18F, -19F, -21F, -22F, -23F

Tubular Brass
Plumbing Products



Z831U1-XL

Widespread with 6" vacuum breaker spout and lever handles.

Model Number	List Price	Case Quantity	Unit Weight (Lbs.)
--------------	------------	---------------	--------------------

Z831U1-XL	\$396.00	6	6.0
-----------	----------	---	-----

Optional Accessories

-CWO, -FC, -G, -GH, -HS6, -HS8, -ICT, -P, -PT, -2F, -3F, -4F, -6M, -16F, -17F, -18F, -19F, -21F, -22F, -23F

Commercial Fixtures



AquaSpec® Commercial Faucets



Z831V4-XL
Widespread with 8" vacuum breaker spout and 4" wrist blade handles.

Model Number	List Price	Case Quantity	Unit Weight (Lbs.)
Z831V4-XL	\$490.00	6	6.0

Optional Accessories

-CWO, -FC, -G, -GH, -HS6, -HS8, -ICT, -P, -PT, -2F, -3F, -4F, -6M, -16F, -17F, -18F, -19F, -21F, -22F, -23F



Z83600-XL
Bubbler.

Model Number	List Price	Case Quantity	Unit Weight (Lbs.)
Z83600-XL	\$401.00	1	3.5

Optional Accessories

-IN, -PC, -RKR



Z841A1-XL
Service sink faucet with 3-1/2" gooseneck and lever handles.

Model Number	List Price	Case Quantity	Unit Weight (Lbs.)
Z841A1-XL	\$331.00	1	5.0

Optional Accessories

-DM, -FC, -SSI, -2F, -3F, -4F, -5F, -16F, -17F, -18F, -19F, -21F, -22F, -23F



Z841B1-XL
Service sink faucet with 5-3/8" gooseneck and lever handles.

Model Number	List Price	Case Quantity	Unit Weight (Lbs.)
Z841B1-XL	\$342.00	1	5.0

Optional Accessories

-DM, -FC, -SSI, -2F, -3F, -4F, -5F, -16F, -17F, -18F, -19F, -21F, -22F, -23F



Z841B1-XL-DM
Deck-mounted faucet with 5-3/8" gooseneck spout and lever handles.

Model Number	List Price	Case Quantity	Unit Weight (Lbs.)
Z841B1-XL-DM	\$392.00	6	5.0

Optional Accessories

-2F, -3F, -4F, -5F, -12F, -16F, -17F, -18F, -19F, -21F, -22F, -23F



Z841F1-XL
Service faucet sink with 6" cast spout and lever handles.

Model Number	List Price	Case Quantity	Unit Weight (Lbs.)
Z841F1-XL	\$330.00	1	5.0

Optional Accessories

-DM, -SSI, -2F, -3F, -4F, -16F, -17F, -18F, -19F, -21F, -22F, -23F



Z841G1-XL
Service sink faucet with 8" cast spout and lever handles.

Model Number	List Price	Case Quantity	Unit Weight (Lbs.)
Z841G1-XL	\$354.00	1	5.5

Optional Accessories

-DM, -SSI, -2F, -3F, -4F, -16F, -17F, -18F, -19F, -21F, -22F, -23F



Z841H1-XL
Service sink faucet with 12" tubular spout and lever handles.

Model Number	List Price	Case Quantity	Unit Weight (Lbs.)
Z841H1-XL	\$315.00	1	5.5

Optional Accessories

-DM, -SSI, -2F, -3F, -4F, -16F, -17F, -18F, -19F, -21F, -22F, -23F



Z841I1-XL
Service sink faucet with 14" tubular spout and lever handles.

Model Number	List Price	Case Quantity	Unit Weight (Lbs.)
Z841I1-XL	\$321.00	1	5.0

Optional Accessories

-DM, -SSI, -2F, -3F, -4F, -16F, -17F, -18F, -19F, -21F, -22F, -23F



Z841J1-XL
Service sink faucet with 9-1/2" tubular spout and lever handles.

Model Number	List Price	Case Quantity	Unit Weight (Lbs.)
Z841J1-XL	\$313.00	1	5.0

Optional Accessories

-DM, -SSI, -2F, -3F, -4F, -16F, -17F, -18F, -19F, -21F, -22F, -23F



Sensor Flush
Valves and Faucets

Manual Flush Valves

Aquaparts® Parts
and Assemblies

AquaSpec®
Commercial Faucets

Temp-Gard®
Products

Tubular Brass
Plumbing Products

Commercial Fixtures



AquaSpec® Commercial Faucets

Sensor Flush
Valves and Faucets



Z841J4-XL-DM
Deck-mounted faucet with 9-1/2" tubular spout and wrist blade handles.

Model Number	List Price	Case Quantity	Unit Weight (Lbs.)
Z841J4-XL-DM	\$365.00	6	5.0

Optional Accessories
-2F, -3F, -4F, -16F, -17F, -18F, -19F, -21F, -22F, -23F



Z842B2-XL
Sink faucet with 5-3/8" gooseneck and four-arm handles.

Model Number	List Price	Case Quantity	Unit Weight (Lbs.)
Z842B2-XL	\$358.00	1	5.5

Optional Accessories
-DM, -FC, -LSI, -2F, -3F, -4F, -5F, -16F, -17F, -18F, -19F, -21F, -22F, -23F

Manual Flush Valves



Z841K1-XL
Service sink faucet with 13" double-jointed spout and lever handles.

Model Number	List Price	Case Quantity	Unit Weight (Lbs.)
Z841K1-XL	\$430.00	1	6.0

Optional Accessories
-DJ18, -DM, -SSI, -2F, -3F, -4F, -16F, -17F, -18F, -19F, -21F, -22F, -23F



Z842B4-XL
Sink faucet with 5-3/8" gooseneck and 4" wrist blade handles.

Model Number	List Price	Case Quantity	Unit Weight (Lbs.)
Z842B4-XL	\$438.00	1	5.5

Optional Accessories
-DM, -FC, -LSI, -2F, -3F, -4F, -5F, -16F, -17F, -18F, -19F, -21F, -22F, -23F

Aquaparts® Parts
and Assemblies



Z842A1-XL
Sink faucet with 3-1/2" gooseneck and lever handles.

Model Number	List Price	Case Quantity	Unit Weight (Lbs.)
Z842A1-XL	\$344.00	1	5.0

Optional Accessories
-DM, -FC, -LSI, -2F, -3F, -4F, -5F, -16F, -17F, -18F, -19F, -21F, -22F, -23F



Z842C1-XL
Sink faucet with 8" gooseneck and lever handles.

Model Number	List Price	Case Quantity	Unit Weight (Lbs.)
Z842C1-XL	\$401.00	1	5.5

Optional Accessories
-DM, -FC, -LSI, -2F, -3F, -4F, -5F, -16F, -17F, -18F, -19F, -21F, -22F, -23F

AquaSpec®
Commercial Faucets



Z842A4-XL
Sink faucet with 3-1/2" gooseneck and 4" wrist blade handles.

Model Number	List Price	Case Quantity	Unit Weight (Lbs.)
Z842A4-XL	\$427.00	1	5.5

Optional Accessories
-DM, -FC, -LSI, -2F, -3F, -4F, -5F, -16F, -17F, -18F, -19F, -21F, -22F, -23F



Z842C4-XL
Sink faucet with 8" gooseneck and 4" wrist blade handles.

Model Number	List Price	Case Quantity	Unit Weight (Lbs.)
Z842C4-XL	\$484.00	1	5.5

Optional Accessories
-DM, -FC, -LSI, -2F, -3F, -4F, -5F, -16F, -17F, -18F, -19F, -21F, -22F, -23F

Temp-Gard®
Products



Z842B1-XL
Sink faucet with 5-3/8" gooseneck and lever handles.

Model Number	List Price	Case Quantity	Unit Weight (Lbs.)
Z842B1-XL	\$354.00	1	5.5

Optional Accessories
-DM, -FC, -LSI, -2F, -3F, -4F, -5F, -16F, -17F, -18F, -19F, -21F, -22F, -23F



Z842F1-XL
Sink faucet with 6" cast spout and lever handles.

Model Number	List Price	Case Quantity	Unit Weight (Lbs.)
Z842F1-XL	\$466.00	1	5.0

Optional Accessories
-DM, -LSI, -2F, -3F, -4F, -16F, -17F, -18F, -19F, -21F, -22F, -23F

Tubular Brass
Plumbing Products

Commercial Fixtures





AquaSpec® Commercial Faucets



Z842F2-XL

Sink faucet with 6" cast spout and four-arm handles.

Model Number	List Price	Case Quantity	Unit Weight (Lbs.)
Z842F2-XL	\$348.00	1	5.0

Optional Accessories

-DM, -LSI, -2F, -3F, -4F, -16F, -17F, -18F, -19F, -21F, -22F, -23F



Z842F4-XL

Sink faucet with 6" cast spout and 4" wrist blade handles.

Model Number	List Price	Case Quantity	Unit Weight (Lbs.)
Z842F4-XL	\$462.00	1	5.5

Optional Accessories

-DM, -LSI, -2F, -3F, -4F, -16F, -17F, -18F, -19F, -21F, -22F, -23F



Z842G4-XL

Sink faucet with 8" cast spout and 4" wrist blade handles.

Model Number	List Price	Case Quantity	Unit Weight (Lbs.)
Z842G4-XL	\$450.00	1	5.5

Optional Accessories

-DM, -LSI, -2F, -3F, -4F, -16F, -17F, -18F, -19F, -21F, -22F, -23F



Z842H1-XL

Sink faucet with 12" tubular spout and lever handles.

Model Number	List Price	Case Quantity	Unit Weight (Lbs.)
Z842H1-XL	\$327.00	1	5.5

Optional Accessories

-DM, -LSI, -2F, -3F, -4F, -16F, -17F, -18F, -19F, -21F, -22F, -23F



Z842H4-XL

Sink faucet with 12" tubular spout and 4" wrist blade handles.

Model Number	List Price	Case Quantity	Unit Weight (Lbs.)
Z842H4-XL	\$411.00	1	5.5

Optional Accessories

-DM, -LSI, -2F, -3F, -4F, -16F, -17F, -18F, -19F, -21F, -22F, -23F



Z842I1-XL

Sink faucet with 14" tubular spout and lever handles.

Model Number	List Price	Case Quantity	Unit Weight (Lbs.)
Z842I1-XL	\$333.00	1	5.5

Optional Accessories

-DM, -LSI, -2F, -3F, -4F, -16F, -17F, -18F, -19F, -21F, -22F, -23F



Z842I4-XL

Sink faucet with 14" tubular spout and 4" wrist blade handles.

Model Number	List Price	Case Quantity	Unit Weight (Lbs.)
Z842I4-XL	\$416.00	1	5.5

Optional Accessories

-DM, -LSI, -2F, -3F, -4F, -16F, -17F, -18F, -19F, -21F, -22F, -23F



Z842J1-XL

Sink faucet with 9-1/2" tubular spout and lever handles.

Model Number	List Price	Case Quantity	Unit Weight (Lbs.)
Z842J1-XL	\$325.00	1	5.5

Optional Accessories

-DM, -LSI, -2F, -3F, -4F, -16F, -17F, -18F, -19F, -21F, -22F, -23F



Z842J3-XL

Sink faucet with 9-1/2" tubular spout and dome lever handles.

Model Number	List Price	Case Quantity	Unit Weight (Lbs.)
Z842J3-XL	\$334.00	1	5.5

Optional Accessories

-LSI, -2F, -3F, -4F, -16F, -17F, -18F, -19F, -21F, -22F, -23F



Z842J4-XL

Sink faucet with 9-1/2" tubular spout and 4" wrist blade handles.

Model Number	List Price	Case Quantity	Unit Weight (Lbs.)
Z842J4-XL	\$410.00	1	5.5

Optional Accessories

-DM, -LSI, -2F, -3F, -4F, -16F, -17F, -18F, -19F, -21F, -22F, -23F

Sensor Flush Valves and Faucets

Manual Flush Valves

Aquaparts® Parts and Assemblies

AquaSpec® Commercial Faucets

Temp-Gard® Products

Tubular Brass Plumbing Products

Commercial Fixtures





AquaSpec® Commercial Faucets

Sensor Flush
Valves and Faucets



Z842K1-XL

Sink faucet with 13" double-jointed spout and lever handles.

Model Number	List Price	Case Quantity	Unit Weight (Lbs.)
Z842K1-XL	\$443.00	1	6.5

Optional Accessories

-DJ18, -DM, -LSI, -2F, -3F, -4F, -16F, -17F, -18F, -19F, -21F, -22F, -23F



Z842U1-XL

Sink faucet with 6" vacuum breaker spout and lever handles.

Model Number	List Price	Case Quantity	Unit Weight (Lbs.)
Z842U1-XL	\$357.00	1	7.0

Optional Accessories

-DM, -FC, -LSI, -2F, -3F, -4F, -5F, -6M, -16F, -17F, -18F, -19F, -21F, -22F, -23F

Manual Flush Valves



Z842K4-XL

Sink faucet with 13" double-jointed spout and 4" wrist blade handles.

Model Number	List Price	Case Quantity	Unit Weight (Lbs.)
Z842K4-XL	\$528.00	1	6.5

Optional Accessories

-DJ18, -DM, -LSI, -2F, -3F, -4F, -16F, -17F, -18F, -19F, -21F, -22F, -23F



Z842U2-XL

Sink faucet with 6" vacuum breaker spout and four-arm handles.

Model Number	List Price	Case Quantity	Unit Weight (Lbs.)
Z842U2-XL	\$361.00	1	7.0

Optional Accessories

-DM, -FC, -LSI, -2F, -3F, -4F, -5F, -6M, -16F, -17F, -18F, -19F, -21F, -22F, -23F

Aquaparts® Parts
and Assemblies



Z842T1-XL

Sink faucet with 4-1/2" vacuum breaker spout and lever handles.

Model Number	List Price	Case Quantity	Unit Weight (Lbs.)
Z842T1-XL	\$349.00	1	7.0

Optional Accessories

-DM, -FC, -LSI, -2F, -3F, -4F, -5F, -6M, -16F, -17F, -18F, -19F, -21F, -22F, -23F



Z842U4-XL

Sink faucet with 6" vacuum breaker spout and 4" wrist blade handles.

Model Number	List Price	Case Quantity	Unit Weight (Lbs.)
Z842U4-XL	\$441.00	1	7.0

Optional Accessories

-DM, -FC, -LSI, -2F, -3F, -4F, -5F, -6M, -16F, -17F, -18F, -19F, -21F, -22F, -23F

AquaSpec®
Commercial Faucets



Z842T2-XL

Sink faucet with 4-1/2" vacuum breaker spout and four-arm handles.

Model Number	List Price	Case Quantity	Unit Weight (Lbs.)
Z842T2-XL	\$354.00	1	7.0

Optional Accessories

-DM, -FC, -LSI, -2F, -3F, -4F, -5F, -6M, -16F, -17F, -18F, -19F, -21F, -22F, -23F



Z842V1-XL

Sink faucet with 8" vacuum breaker spout and lever handles.

Model Number	List Price	Case Quantity	Unit Weight (Lbs.)
Z842V1-XL	\$364.00	6	7.0

Optional Accessories

-DM, -LSI, -6M, -8M

Temp-Gard®
Products



Z842T4-XL

Sink faucet with 4-1/2" vacuum breaker spout and 4" wrist blade handles.

Model Number	List Price	Case Quantity	Unit Weight (Lbs.)
Z842T4-XL	\$432.00	1	7.0

Optional Accessories

-DM, -FC, -LSI, -2F, -3F, -4F, -5F, -6M, -16F, -17F, -18F, -19F, -21F, -22F, -23F



Z842V2-XL

Sink faucet with 8" vacuum breaker spout and four-arm handles.

Model Number	List Price	Case Quantity	Unit Weight (Lbs.)
Z842V2-XL	\$371.00	6	7.0

Optional Accessories

-DM, -LSI, -6M, -8M

Tubular Brass
Plumbing Products

Commercial Fixtures





AquaSpec® Commercial Faucets



Z842V4-XL

Sink faucet with 8" vacuum breaker spout and 4" wrist blade handles.

Model Number	List Price	Case Quantity	Unit Weight (Lbs.)
--------------	------------	---------------	--------------------

Z842V4-XL	\$450.00	6	5.5
-----------	----------	---	-----

Optional Accessories

-DM, -LSI, -6M, -8M



Z843J1-XL

Back-mounted faucet with 9-1/2" tubular spout and lever handles.

Model Number	List Price	Case Quantity	Unit Weight (Lbs.)
--------------	------------	---------------	--------------------

Z843J1-XL	\$320.00	6	5.5
-----------	----------	---	-----

Optional Accessories

-DM, -LSI, -2F, -3F, -4F, -16F, -17F, -18F, -19F, -21F, -22F, -23F



Z843J4-XL

Back-mounted faucet with 9-1/2" tubular spout and wrist blade handles.

Model Number	List Price	Case Quantity	Unit Weight (Lbs.)
--------------	------------	---------------	--------------------

Z843J4-XL	\$471.00	6	5.5
-----------	----------	---	-----

Optional Accessories

-DM, -LSI, -2F, -3F, -4F, -16F, -17F, -18F, -19F, -21F, -22F, -23F



Z85100-XL

Floor-mounted, self-closing single foot pedal valve.

Model Number	List Price	Case Quantity	Unit Weight (Lbs.)
--------------	------------	---------------	--------------------

Z85100-XL	\$533.00	1	5.5
-----------	----------	---	-----

No Options Required

Z85100-XL-WM

Wall-mounted, self-closing single foot pedal valve.

Model Number	List Price	Case Quantity	Unit Weight (Lbs.)
--------------	------------	---------------	--------------------

Z85100-XL-WM	\$841.00	1	6.5
--------------	----------	---	-----

No Options Required



Z85500-XL

Floor-mounted, self-closing double foot pedal valve.

Model Number	List Price	Case Quantity	Unit Weight (Lbs.)
--------------	------------	---------------	--------------------

Z85500-XL	\$702.00	1	5.5
-----------	----------	---	-----

No Options Required

Z85500-XL-LM

Ledge-mounted, self-closing double foot pedal valve.

Model Number	List Price	Case Quantity	Unit Weight (Lbs.)
--------------	------------	---------------	--------------------

Z85500-XL-LM	\$492.00	1	7.0
--------------	----------	---	-----

No Options Required



Z85500-XL-WM

Wall-mounted, self-closing double foot pedal valve.

Model Number	List Price	Case Quantity	Unit Weight (Lbs.)
--------------	------------	---------------	--------------------

Z85500-XL-WM	\$1,077.00	1	9.0
--------------	------------	---	-----

Optional Accessories

-VC



Z85700-XL

Knee action valve with mounting bracket.

Model Number	List Price	Case Quantity	Unit Weight (Lbs.)
--------------	------------	---------------	--------------------

Z85700-XL	\$2,303.00	1	12.5
-----------	------------	---	------

No Options Required

Z86100-XL

Single basin metering faucet.

Model Number	List Price	Case Quantity	Unit Weight (Lbs.)
--------------	------------	---------------	--------------------

Z86100-XL	\$198.00	1	2.0
-----------	----------	---	-----

Optional Accessories

-BN, -CP4, -CP8, -G, -GH, -IN, -MY, -MYCS, -PT, -RKR, -3M, -16M



Sensor Flush Valves and Faucets

Manual Flush Valves

Aquaparts® Parts and Assemblies

AquaSpec® Commercial Faucets

Temp-Gard® Products

Tubular Brass Plumbing Products

Commercial Fixtures





AquaSpec® Commercial Faucets

Sensor Flush
Valves and Faucets



Z86300-XL

Single basin metering faucet.

Model Number	List Price	Case Quantity	Unit Weight (Lbs.)
Z86300-XL	\$303.00	1	2.5

Optional Accessories

-BN, -CP4, -CP8, -G, -GH, -IN, -MY, -MYCS, -PT, -3M, -16M

Manual Flush Valves



Z86300-XL-CP4

Single basin metering faucet.

Model Number	List Price	Case Quantity	Unit Weight (Lbs.)
Z86300-XL-CP4	\$319.00	1	2.5

Optional Accessories

-BN, -CP8, -G, -GH, -IN, -MY, -MYCS, -PT, -3M, -16M

Aquaparts® Parts
and Assemblies



Z86500-XL

4" centerset metering faucet.

Model Number	List Price	Case Quantity	Unit Weight (Lbs.)
Z86500-XL	\$393.00	6	5.0

Optional Accessories

-G, -GH, -IN, -PT, -RKR, -3M, -16M

AquaSpec®
Commercial Faucets



Z866B0-XL

4" centerset metering faucet with 5-3/8" gooseneck.

Model Number	List Price	Case Quantity	Unit Weight (Lbs.)
Z866B0-XL	\$430.00	6	6.0

Optional Accessories

-G, -GH, -IN, -PT, -RKR, -3F, -16F

Temp-Gard®
Products



Z867A0-XL

Widespread metering faucet with 3-1/2" gooseneck.

Model Number	List Price	Case Quantity	Unit Weight (Lbs.)
Z867A0-XL	\$502.00	6	6.0

Optional Accessories

-CWO, -G, -GH, -ICT, -IN, -PT, -RKR, -3F, -16F

Tubular Brass
Plumbing Products



Z867B0-XL

Widespread metering faucet with 5-3/8" gooseneck.

Model Number	List Price	Case Quantity	Unit Weight (Lbs.)
Z867B0-XL	\$507.00	6	6.5

Optional Accessories

-CWO, -G, -GH, -ICT, -IN, -PT, -RKR, -3F, -16F



Z867C0-XL

Widespread metering faucet with 8" gooseneck.

Model Number	List Price	Case Quantity	Unit Weight (Lbs.)
Z867C0-XL	\$532.00	6	6.5

Optional Accessories

-CWO, -G, -GH, -ICT, -IN, -PT, -RKR, -3F, -16F



Z867R0-XL

Widespread metering faucet with 5" low-profile spout.

Model Number	List Price	Case Quantity	Unit Weight (Lbs.)
Z867R0-XL	\$484.00	6	6.5

Optional Accessories

-CWO, -G, -GH, -ICT, -IN, -PT, -RKR, -3M, -16M



Z871B1-XL

Kitchen sink faucet with 5-3/8" gooseneck and lever handles.

Model Number	List Price	Case Quantity	Unit Weight (Lbs.)
Z871B1-XL	\$331.00	1	6.0

Optional Accessories

-FC, -HS, -HS6, -PT, -WM, -2F, -3F, -4F, -16F, -17F, -18F, -19F, -21F, -22F, -23F



Z871B3-XL

Kitchen sink faucet with 5-3/8" gooseneck and dome lever handles.

Model Number	List Price	Case Quantity	Unit Weight (Lbs.)
Z871B3-XL	\$342.00	1	6.0

Optional Accessories

-FC, -HS, -HS6, -PT, -2F, -3F, -4F, -16F, -17F, -18F, -19F, -21F, -22F, -23F

Commercial Fixtures





AquaSpec® Commercial Faucets

Sensor Flush
Valves and Faucets

Manual Flush Valves

Aquaparts® Parts
and Assemblies

AquaSpec®
Commercial Faucets

Temp-Gard®
Products

Tubular Brass
Plumbing Products

Commercial Fixtures



Z871B4-XL

Kitchen sink faucet with 5-3/8" gooseneck and 4" wrist blade handles.

Model Number	List Price	Case Quantity	Unit Weight (Lbs.)
--------------	------------	---------------	--------------------

Z871B4-XL	\$416.00	1	6.0
-----------	----------	---	-----

Optional Accessories

-FC, -HS, -HS6, -PT, -WM, -2F, -3F, -4F, -16F, -17F, -18F, -19F, -21F, -22F, -23F



Z871G3-XL

Kitchen sink faucet with 8" cast spout and dome lever handles.

Model Number	List Price	Case Quantity	Unit Weight (Lbs.)
--------------	------------	---------------	--------------------

Z871G3-XL	\$354.00	1	6.5
-----------	----------	---	-----

Optional Accessories

-HS, -HS6, -PT, -2F, -3F, -4F, -16F, -17F, -18F, -19F, -21F, -22F, -23F



Z871C1-XL

Kitchen sink faucet with 8" gooseneck and lever handles.

Model Number	List Price	Case Quantity	Unit Weight (Lbs.)
--------------	------------	---------------	--------------------

Z871C1-XL	\$379.00	1	6.0
-----------	----------	---	-----

Optional Accessories

-FC, -HS, -HS6, -PT, -WM, -2F, -3F, -4F, -16F, -17F, -18F, -19F, -21F, -22F, -23F



Z871G4-XL

Kitchen sink faucet with 8" cast spout and 4" wrist blade handles.

Model Number	List Price	Case Quantity	Unit Weight (Lbs.)
--------------	------------	---------------	--------------------

Z871G4-XL	\$427.00	1	6.5
-----------	----------	---	-----

Optional Accessories

-HS, -HS6, -PT, -WM, -2F, -3F, -4F, -16F, -17F, -18F, -19F, -21F, -22F, -23F



Z871C3-XL

Kitchen sink faucet with 8" gooseneck and dome lever handles.

Model Number	List Price	Case Quantity	Unit Weight (Lbs.)
--------------	------------	---------------	--------------------

Z871C3-XL	\$392.00	1	6.0
-----------	----------	---	-----

Optional Accessories

-FC, -HS, -HS6, -PT, -2F, -3F, -4F, -16F, -17F, -18F, -19F, -21F, -22F, -23F



Z871H1-XL

Kitchen sink faucet with 12" tubular spout and lever handles.

Model Number	List Price	Case Quantity	Unit Weight (Lbs.)
--------------	------------	---------------	--------------------

Z871H1-XL	\$306.00	1	6.0
-----------	----------	---	-----

Optional Accessories

-HS, -HS6, -PT, -WM, -2F, -3F, -4F, -16F, -17F, -18F, -19F, -21F, -22F, -23F



Z871C4-XL

Kitchen sink faucet with 8" gooseneck and 4" wrist blade handles.

Model Number	List Price	Case Quantity	Unit Weight (Lbs.)
--------------	------------	---------------	--------------------

Z871C4-XL	\$463.00	1	6.0
-----------	----------	---	-----

Optional Accessories

-FC, -HS, -HS6, -PT, -WM, -2F, -3F, -4F, -16F, -17F, -18F, -19F, -21F, -22F, -23F



Z871H4-XL

Kitchen sink faucet with 12" tubular spout and 4" wrist blade handles.

Model Number	List Price	Case Quantity	Unit Weight (Lbs.)
--------------	------------	---------------	--------------------

Z871H4-XL	\$389.00	1	6.0
-----------	----------	---	-----

Optional Accessories

-HS, -HS6, -PT, -WM, -2F, -3F, -4F, -16F, -17F, -18F, -19F, -21F, -22F, -23F



Z871G1-XL

Kitchen sink faucet with 8" cast spout and lever handles.

Model Number	List Price	Case Quantity	Unit Weight (Lbs.)
--------------	------------	---------------	--------------------

Z871G1-XL	\$344.00	1	6.5
-----------	----------	---	-----

Optional Accessories

-HS, -HS6, -PT, -WM, -2F, -3F, -4F, -16F, -17F, -18F, -19F, -21F, -22F, -23F





AquaSpec® Commercial Faucets

Sensor Flush
Valves and Faucets



Z871J1-XL
Kitchen sink faucet with 9-1/2" tubular spout and lever handles.

Model Number	List Price	Case Quantity	Unit Weight (Lbs.)
Z871J1-XL	\$304.00	1	6.0

Optional Accessories

-HS, -HS6, -PT, -WM, -2F, -3F, -4F, -16F, -17F, -18F, -19F, -21F, -22F, -23F



Z871S4-XL
Kitchen sink faucet with 8" bent riser spout and 4" wrist blade handles.

Model Number	List Price	Case Quantity	Unit Weight (Lbs.)
Z871S4-XL	\$470.00	1	6.0

Optional Accessories

-FC, -HS, -HS6, -HS8, -PT, -WM, -2M, -3M, -4M, -16M, -17M, -18M, -19M, -21M, -22M, -23M

Manual Flush Valves



Z871J3-XL
Kitchen sink faucet with 9-1/2" tubular spout and dome lever handles.

Model Number	List Price	Case Quantity	Unit Weight (Lbs.)
Z871J3-XL	\$313.00	1	6.0

Optional Accessories

-HS, -HS6, -PT, -2F, -3F, -4F, -16F, -17F, -18F, -19F, -21F, -22F, -23F

Aquaparts® Parts
and Assemblies



Z871J4-XL
Kitchen sink faucet with 9-1/2" tubular spout and 4" wrist blade handles.

Model Number	List Price	Case Quantity	Unit Weight (Lbs.)
Z871J4-XL	\$388.00	1	6.0

Optional Accessories

-HS, -HS6, -PT, -WM, -2F, -3F, -4F, -16F, -17F, -18F, -19F, -21F, -22F, -23F

AquaSpec®
Commercial Faucets



Z871S1-XL
Kitchen sink faucet with 8" bent riser spout and lever handles.

Model Number	List Price	Case Quantity	Unit Weight (Lbs.)
Z871S1-XL	\$386.00	1	6.0

Optional Accessories

-FC, -HS, -HS6, -HS8, -PT, -WM, -2M, -3M, -4M, -16M, -17M, -18M, -19M, -21M, -22M, -23M

Temp-Gard®
Products

Tubular Brass
Plumbing Products



Z871S3-XL
Kitchen sink faucet with 8" bent riser spout and dome lever handles.

Model Number	List Price	Case Quantity	Unit Weight (Lbs.)
Z871S3-XL	\$396.00	1	6.0

Optional Accessories

-FC, -HS, -HS6, -HS8, -PT, -2M, -3M, -4M, -16M, -17M, -18M, -19M, -21M, -22M, -23M

Commercial Fixtures



AquaSpec® Commercial Faucets

Non -XL Applicable Products Index

Z80000-XL-EVB	114	Z82800	119	Z873M2-SE	124
Z80000-HK-SE-SH	114	Z82800-VB	119	Z873P2-HK-SE-SH	124
Z80000-SH	114	Z82900	119	Z875B2	124
Z80000-SH1	114	Z82900-WM	119	Z875F1	124
Z80000-SH2	114	Z841L1	119	Z875K1	124
Z80000-SH3	114	Z841L1-RC	119	Z875L7	124
Z80000-SH4	114	Z841L2	119	Z875T2	124
Z80000-VH	114	Z841L2-RC	119	Z875U2	124
Z80000-WHK1	114	Z841M1	119	Z877P2-LKS-HK-SH2	124
Z800J2-AF-11F	114	Z841M1-RC	119	Z877P7-LKS-HK-SH2	125
Z800P0-HK-SE	114	Z841M2	120	Z88000	125
Z8001B	115	Z841M2-RC	120	Z88100	125
Z8002A	115	Z841M4	120	Z881301	125
Z8002C	115	Z841N1	120	Z88200	125
Z8003A	115	Z841N1-RC	120	Z88300	125
Z80401	115	Z841N2	120	Z88400	125
Z80402	115	Z841N2-RC	120	Z88600	125
Z80501	115	Z841Q1	120	Z81005	125
Z80502	115	Z842D6-LSI-2XT	120	Z81006	125
Z80601	115	Z842D6-LSI-5XT	121	Z81016	125
Z80602	115	Z842D6-LSI-LVB-PE-2XT	121	Z81017	126
Z80701	115	Z842D6-LSI-LVB-PE-5XT	121	Accessories	127
Z80702	116	Z842L1	121		
Z80707	116	Z842L1-RC	121		
Z81202-DV	116	Z842L2	121		
Z812N1	116	Z842L2-RC	121		
Z812N4	116	Z842M1	121		
Z812Q1	116	Z842M1-RC	121		
Z81501	116	Z842M2	121		
Z81502	116	Z842M2-RC	122		
Z81507	116	Z842M4	122		
Z825T1-6M	116	Z842N1	122		
Z825T2-6M	117	Z842N1-RC	122		
Z825T4-6M	117	Z842N2	122		
Z825U1-6M	117	Z842N2-RC	122		
Z825U2-6M	117	Z842Q4	122		
Z825U4-6M	117	Z843L1	122		
Z825V1-6M	117	Z843L1-RC	122		
Z825V2-6M	117	Z843M1	123		
Z825V4-6M	117	Z843M1-RC	123		
Z826T1-6M	117	Z843N1	123		
Z826T2-6M	118	Z843N1-RC	123		
Z826T4-6M	118	Z85500-WM-EVB-HK-SE-SH	123		
Z826U1-6M	118	Z87300-CWO	123		
Z826U2-6M	118	Z87302	123		
Z826U4-6M	118	Z87302-CWO	123		
Z826V1-6M	118	Z87302-EVB-HK-SE-SH	123		
Z826V2-6M	118	Z873E2-EVB	123		
Z826V4-6M	118	Z873E2-EVB-IS	124		

Sensor Flush
Valves and Faucets

Manual Flush Valves

Aquaparts® Parts
and Assemblies

AquaSpec®
Commercial Faucets

Temp-Gard®
Products

Tubular Brass
Plumbing Products

Commercial Fixtures



AquaSpec® Commercial Faucets



Z80000-XL-EVB

Elevated atmospheric vacuum breaker.

Model Number	List Price	Case Quantity	Unit Weight (Lbs.)
Z80000-EVB	\$287.00	1	2.0

No Options Required



Z80000-HK-SE-SH

Supply ell with a hose hook and a spray hose.

Model Number	List Price	Case Quantity	Unit Weight (Lbs.)
Z80000-HK-SE-SH	\$274.00	1	2.0

Optional Accessories

-SH1, -SH2, -SH3, -SH4



Z80000-SH

Hand-held 4' vinyl spray hose for bedpan washer.

Model Number	List Price	Case Quantity	Unit Weight (Lbs.)
Z80000-SH	\$128.00	1	1.0

No Options Required



Z80000-SH1

Hand-held 4' vinyl spray hose for bedpan washer.

Model Number	List Price	Case Quantity	Unit Weight (Lbs.)
Z80000-SH1	\$135.00	1	1.0

No Options Required



Z80000-SH2

Hand-held 4' vinyl angled spray hose for bedpan washer.

Model Number	List Price	Case Quantity	Unit Weight (Lbs.)
Z80000-SH2	\$149.00	1	1.5

No Options Required



Z80000-SH3

Hand-held 4' vinyl angled spray hose with a self-closing valve for bedpan washer.

Model Number	List Price	Case Quantity	Unit Weight (Lbs.)
Z80000-SH3	\$316.00	1	2.0

No Options Required



Z80000-SH4

Hand-held 4' vinyl angled spray hose with a self-closing valve for bedpan washer.

Model Number	List Price	Case Quantity	Unit Weight (Lbs.)
Z80000-SH4	\$287.00	1	2.0

No Options Required



Z80000-VH_ _

White vinyl hose with 3/8" male ends.

Model Number	List Price	Case Quantity	Unit Weight (Lbs.)
Z80000-VH24	\$ 93.00	1	0.5
Z80000-VH36	109.00	1	0.5
Z80000-VH48	137.00	1	0.5
Z80000-VH60	150.00	1	1.0
Z80000-VH72	158.00	1	1.0

No Options Required



Z80000-WHK1

Wall hook for bedpan washer spray hose.

Model Number	List Price	Case Quantity	Unit Weight (Lbs.)
Z80000-WHK1	\$86.00	1	1.0

No Options Required



Z800J2-AF-11F

Add-on faucet.

Model Number	List Price	Case Quantity	Unit Weight (Lbs.)
Z800J2-AF-11F	\$268.00	1	2.0

Optional Accessories

-2F, -3F, -4F, -16F, -17F, -18F



Z800P0-HK-SE

Wall supply with a 1/2" vacuum breaker and hose hook.

Model Number	List Price	Case Quantity	Unit Weight (Lbs.)
Z800P0-HK-SE	\$185.00	1	2.5

Optional Accessories

-SH, -SH1, -SH2, -SH3, -SH4



AquaSpec® Commercial Faucets

Sensor Flush
Valves and Faucets



Z8001B

Low pressure ball valve gas valve with air, gas, and vacuum indexes.

Model Number	List Price	Case Quantity	Unit Weight (Lbs.)
Z8001B	\$85.00	1	0.5

Optional Accessories

-CS



Z8002A

High pressure gas valve.

Model Number	List Price	Case Quantity	Unit Weight (Lbs.)
Z8002A	\$273.00	1	1.0

Optional Accessories

-AIR, -GAS, -STEAM, -VAC



Z8002C

High pressure gas valve.

Model Number	List Price	Case Quantity	Unit Weight (Lbs.)
Z8002C	\$150.00	1	1.0

Optional Accessories

-AIR, -GAS, -VAC



Z8003A

Laboratory water valve.

Model Number	List Price	Case Quantity	Unit Weight (Lbs.)
Z8003A	\$171.00	1	1.0

No Options Required



Z80401

Wall-mounted single sink faucet.

Model Number	List Price	Case Quantity	Unit Weight (Lbs.)
Z80401	\$274.00	1	2.0

No Options Required



Z80402

Wall-mounted single sink faucet.

Model Number	List Price	Case Quantity	Unit Weight (Lbs.)
Z80402	\$138.00	1	2.0

No Options Required



Z80501

Wall-mounted single sink faucet.



Model Number	List Price	Case Quantity	Unit Weight (Lbs.)
Z80501	\$139.00	1	2.0

Optional Accessories

-RB, -VB, -WHK, -5H



Z80502

Wall-mounted single sink faucet.

Model Number	List Price	Case Quantity	Unit Weight (Lbs.)
Z80502	\$142.00	1	2.0

Optional Accessories

-RB, -VB, -WHK, -5H



Z80601

Wall-mounted single sink faucet.



Model Number	List Price	Case Quantity	Unit Weight (Lbs.)
Z80601	\$140.00	1	2.0

No Options Required



Z80602

Wall-mounted single sink faucet.

Model Number	List Price	Case Quantity	Unit Weight (Lbs.)
Z80602	\$147.00	1	2.0

No Options Required



Z80701

Wall-mounted single sink faucet.



Model Number	List Price	Case Quantity	Unit Weight (Lbs.)
Z80701	\$142.00	1	2.0

Optional Accessories

-RB, -VB, -WHK, -5H

Manual Flush Valves

Aquaparts® Parts
and Assemblies

AquaSpec® Parts
Commercial Faucets

Temp-Gard®
Products

Tubular Brass
Plumbing Products

Commercial Fixtures



AquaSpec® Commercial Faucets



Z80702

Wall-mounted single sink faucet.

Model Number	List Price	Case Quantity	Unit Weight (Lbs.)
Z80702	\$147.00	1	2.0

Optional Accessories

-RB, -VB, -WHK, -5H



Z80707

Wall-mounted single sink faucet.

Model Number	List Price	Case Quantity	Unit Weight (Lbs.)
Z80707	\$142.00	1	2.0

Optional Accessories

-RB, -VB, -WHK, -5H



Z81202-DV

Remote water faucet.



Model Number	List Price	Case Quantity	Unit Weight (Lbs.)
Z81202-DV	\$248.00	1	4.0

No Options Required



Z812N1

Centerset with 6" vacuum breaker spout, 3/4" hose end and lever handles.



Model Number	List Price	Case Quantity	Unit Weight (Lbs.)
Z812N1	\$407.00	6	4.5

Optional Accessories

-G, -P, -PT, -WM



Z812N4

Centerset with 6" vacuum breaker spout, 3/4" hose end and 4" wrist blade handles.

Model Number	List Price	Case Quantity	Unit Weight (Lbs.)
Z812N4	\$492.00	6	4.5

Optional Accessories

-G, -P, -PT, -WM



Z812Q1

Centerset with 6" vacuum breaker spout, an aerated outlet and lever handles.



Model Number	List Price	Case Quantity	Unit Weight (Lbs.)
Z812Q1	\$427.00	6	4.5

Optional Accessories

-G, -P, -PT, -WM, -2F, -3F, -4F, -5F, -16F, -17F, -18F, -19F, -21F, -22F, -23F



Z81501

Wall-mounted single sink faucet.



Model Number	List Price	Case Quantity	Unit Weight (Lbs.)
Z81501	\$137.00	1	2.0

Optional Accessories

-RB, -VB, -WHK, -5H



Z81502

Wall-mounted single sink faucet.



Model Number	List Price	Case Quantity	Unit Weight (Lbs.)
Z81502	\$138.00	1	2.0

Optional Accessories

-RB, -VB, -WHK, -5H



Z81507

Wall-mounted single sink faucet.



Model Number	List Price	Case Quantity	Unit Weight (Lbs.)
Z81507	\$137.00	1	2.0

Optional Accessories

-RB, -VB, -WHK, -5H



Z825T1-6M

Single lab faucet with 4-1/2" vacuum breaker spout, serrated tip, and lever handle.



Model Number	List Price	Case Quantity	Unit Weight (Lbs.)
Z825T1-6M	\$271.00	1	3.5

Optional Accessories

-FC, -G, -MY, -MYCS, -PT, -2F, -3F, -4F, -5F, -8M, -16F, -17F, -18F, -19F, -21F, -22F, -23F

AquaSpec® Commercial Faucets



Z825T2-6M

Single lab faucet with 4-1/2" vacuum breaker spout, serrated tip, and four-arm handle.



Model Number	List Price	Case Quantity	Unit Weight (Lbs.)
Z825T2-6M	\$273.00	1	3.5

Optional Accessories

-FC, -G, -MY, -MYCS, -PT, -2F, -3F, -4F, -5F, -8M, -16F, -17F, -18F, -19F, -21F, -22F, -23F



Z825T4-6M

Single lab faucet with 4-1/2" vacuum breaker spout, serrated tip, and 4" wrist blade handle.



Model Number	List Price	Case Quantity	Unit Weight (Lbs.)
Z825T4-6M	\$313.00	1	3.5

Optional Accessories

-FC, -G, -MY, -MYCS, -PT, -2F, -3F, -4F, -5F, -8M, -16F, -17F, -18F, -19F, -21F, -22F, -23F

Z825U1-6M

Single lab faucet with 6" vacuum breaker spout, serrated tip, and lever handle.



Model Number	List Price	Case Quantity	Unit Weight (Lbs.)
Z825U1-6M	\$280.00	1	3.5

Optional Accessories

-FC, -G, -MY, -MYCS, -PT, -2F, -3F, -4F, -5F, -8M, -16F, -17F, -18F, -19F, -21F, -22F, -23F

Z825U2-6M

Single lab faucet with 6" vacuum breaker spout, serrated tip, and four-arm handle.



Model Number	List Price	Case Quantity	Unit Weight (Lbs.)
Z825U2-6M	\$283.00	1	3.5

Optional Accessories

-FC, -G, -MY, -MYCS, -PT, -2F, -3F, -4F, -5F, -8M, -16F, -17F, -18F, -19F, -21F, -22F, -23F

Z825U4-6M

Single lab faucet with 6" vacuum breaker spout, serrated tip, and 4" wrist blade handle.



Model Number	List Price	Case Quantity	Unit Weight (Lbs.)
Z825U4-6M	\$320.00	1	3.5

Optional Accessories

-FC, -G, -MY, -MYCS, -PT, -2F, -3F, -4F, -5F, -8M, -16F, -17F, -18F, -19F, -21F, -22F, -23F



Z825V1-6M

Single lab faucet with 8" vacuum breaker spout, serrated tip, and lever handle.



Model Number	List Price	Case Quantity	Unit Weight (Lbs.)
Z825V1-6M	\$288.00	1	3.5

Optional Accessories

-FC, -G, -MY, -MYCS, -PT, -2F, -3F, -4F, -5F, -8M, -16F, -17F, -18F, -19F, -21F, -22F, -23F

Z825V2-6M

Single lab faucet with 8" vacuum breaker spout, serrated tip, and four-arm handle.



Model Number	List Price	Case Quantity	Unit Weight (Lbs.)
Z825V2-6M	\$306.00	1	3.5

Optional Accessories

-FC, -G, -MY, -MYCS, -PT, -2F, -3F, -4F, -5F, -8M, -16F, -17F, -18F, -19F, -21F, -22F, -23F

Z825V4-6M

Single lab faucet with 8" vacuum breaker spout, serrated tip, and 4" wrist blade handle.



Model Number	List Price	Case Quantity	Unit Weight (Lbs.)
Z825V4-6M	\$329.00	1	3.5

Optional Accessories

-FC, -G, -MY, -MYCS, -PT, -2F, -3F, -4F, -5F, -8M, -16F, -17F, -18F, -19F, -21F, -22F, -23F

Z826T1-6M

Double lab faucet with 4-1/2" vacuum breaker spout, serrated tip, and lever handles.



Model Number	List Price	Case Quantity	Unit Weight (Lbs.)
Z826T1-6M	\$335.00	1	5.5

Optional Accessories

-FC, -G, -MY, -MYCS, -PT, -2F, -3F, -4F, -5F, -8M, -16F, -17F, -18F, -19F, -21F, -22F, -23F



Sensor Flush
Valves and Faucets

Manual Flush Valves

Aquaparts® Parts
and Assemblies

AquaSpec®
Commercial Faucets


Temp-Gard®
Products

Tubular Brass
Plumbing Products

Commercial Fixtures

AquaSpec® Commercial Faucets



Z826T2-6M 
Double lab faucet with 4-1/2" vacuum breaker
spout, serrated tip, and four-arm handles.

Model Number	List Price	Case Quantity	Unit Weight (Lbs.)
Z826T2-6M	\$342.00	1	5.5

Optional Accessories
-FC, -G, -MY, -MYCS, -PT, -2F, -3F, -4F, -5F, -8M, -16F, -17F, -18F, -19F, -21F, -22F, -23F




Z826U4-6M 
Double lab faucet with 6" vacuum breaker
spout, serrated tip, and 4" wrist blade handles.

Model Number	List Price	Case Quantity	Unit Weight (Lbs.)
Z826U4-6M	\$428.00	1	5.5

Optional Accessories
-FC, -G, -MY, -MYCS, -PT, -2F, -3F, -4F, -5F, -8M, -16F, -17F, -18F, -19F, -21F, -22F, -23F




Z826T4-6M 
Double lab faucet with 4-1/2" vacuum breaker
spout, serrated tip, and 4" wrist blade handles.

Model Number	List Price	Case Quantity	Unit Weight (Lbs.)
Z826T4-6M	\$420.00	1	5.5

Optional Accessories
-FC, -G, -MY, -MYCS, -PT, -2F, -3F, -4F, -5F, -8M, -16F, -17F, -18F, -19F, -21F, -22F, -23F




Z826V1-6M 
Double lab faucet with 8" vacuum breaker
spout, serrated tip, and lever handles.

Model Number	List Price	Case Quantity	Unit Weight (Lbs.)
Z826V1-6M	\$353.00	1	5.5

Optional Accessories
-FC, -G, -MY, -MYCS, -2F, -3F, -4F, -5F, -8M, -16F, -17F, -18F, -19F, -21F, -22F, -23F




Z826U1-6M 
Double lab faucet with 6" vacuum breaker
spout, serrated tip, and lever handles.

Model Number	List Price	Case Quantity	Unit Weight (Lbs.)
Z826U1-6M	\$344.00	1	5.5

Optional Accessories
-FC, -G, -MY, -MYCS, -PT, -2F, -3F, -4F, -5F, -8M, -16F, -17F, -18F, -19F, -21F, -22F, -23F




Z826V2-6M 
Double lab faucet with 8" vacuum breaker
spout, serrated tip, and four-arm handles.

Model Number	List Price	Case Quantity	Unit Weight (Lbs.)
Z826V2-6M	\$358.00	1	5.5

Optional Accessories
-FC, -G, -MY, -MYCS, -2F, -3F, -4F, -5F, -8M, -16F, -17F, -18F, -19F, -21F, -22F, -23F



Z826U2-6M 
Double lab faucet with 6" vacuum breaker
spout, serrated tip, and four-arm handles.

Model Number	List Price	Case Quantity	Unit Weight (Lbs.)
Z826U2-6M	\$350.00	1	5.5

Optional Accessories
-FC, -G, -MY, -MYCS, -PT, -2F, -3F, -4F, -5F, -8M, -16F, -17F, -18F, -19F, -21F, -22F, -23F



Z826V4-6M 
Double lab faucet with 8" vacuum breaker
spout, serrated tip, and 4" wrist blade handles.

Model Number	List Price	Case Quantity	Unit Weight (Lbs.)
Z826V4-6M	\$435.00	1	5.5

Optional Accessories
-FC, -G, -MY, -MYCS, -PT, -2F, -3F, -4F, -5F, -8M, -16F, -17F, -18F, -19F, -21F, -22F, -23F



AquaSpec® Commercial Faucets



Z82800

Single lab faucet, tin lined, for deionized water.



Model Number	List Price	Case Quantity	Unit Weight (Lbs.)
Z82800	\$469.00	1	3.5

Optional Accessories

-WM



Z82800-VB


Single lab faucet with vacuum breaker, tin lined, for deionized water.



Model Number	List Price	Case Quantity	Unit Weight (Lbs.)
Z82800-VB	\$647.00	1	3.5

Optional Accessories

-WM



Z82900

Polypropylene deck mounted single lab faucet for distilled water.



Model Number	List Price	Case Quantity	Unit Weight (Lbs.)
Z82900	\$559.00	1	2.0

No Options Required



Z82900-WM

Polypropylene wall mounted single lab faucet for distilled water.



Model Number	List Price	Case Quantity	Unit Weight (Lbs.)
Z82900-WM	\$559.00	1	2.0

No Options Required



Z841L1

Service sink faucet with 2-1/2" vacuum breaker spout and lever handles.

Model Number	List Price	Case Quantity	Unit Weight (Lbs.)
Z841L1	\$439.00	1	5.5

Optional Accessories

-DM, -SSI, -WHK, -5H



Z841L1-RC

Service sink faucet with 2-1/2" vacuum breaker spout and lever handles, rough chrome plated.

Model Number	List Price	Case Quantity	Unit Weight (Lbs.)
Z841L1-RC	\$380.00	1	5.5

Optional Accessories

-SSI, -WHK, -5H



Z841L2

Service sink faucet with 2-1/2" vacuum breaker spout and four-arm handles.

Model Number	List Price	Case Quantity	Unit Weight (Lbs.)
Z841L2	\$445.00	1	5.5

Optional Accessories

-DM, -SSI, -WHK, -5H



Z841L2-RC

Service sink faucet with 2-1/2" vacuum breaker spout and four-arm handles, rough chrome plated.

Model Number	List Price	Case Quantity	Unit Weight (Lbs.)
Z841L2-RC	\$373.00	1	5.5

Optional Accessories

-SSI, -WHK, -5H



Z841M1

Service sink faucet with 6" vacuum breaker spout, lever handles, pail hook, 3/4" hose end and brace.

Model Number	List Price	Case Quantity	Unit Weight (Lbs.)
Z841M1	\$507.00	1	7.0

Optional Accessories

-SSI, -WHK, -5H



Z841M1-RC

Service sink faucet with 6" vacuum breaker spout, lever handles, pail hook, 3/4" hose end and brace, rough chrome plated.

Model Number	List Price	Case Quantity	Unit Weight (Lbs.)
Z841M1-RC	\$447.00	1	7.0

Optional Accessories

-SSI, -WHK, -5H



Sensor Flush
Valves and Faucets

Manual Flush Valves

Aquaparts® Parts
and Assemblies

AquaSpec®
Commercial Faucets

Temp-Gard®
Products

Tubular Brass
Plumbing Products

Commercial Fixtures

AquaSpec® Commercial Faucets



Z841M2

Service sink faucet with 6" vacuum breaker spout, four-arm handles, pail hook, 3/4" hose end and brace.

Model Number	List Price	Case Quantity	Unit Weight (Lbs.)
Z841M2	\$513.00	1	7.0

Optional Accessories

-SSI, -WHK, -5H




Z841M2-RC

Service sink faucet with 6" vacuum breaker spout, four-arm handles, pail hook, 3/4" hose end and brace, rough chrome plated.


Model Number	List Price	Case Quantity	Unit Weight (Lbs.)
Z841M2-RC	\$452.00	1	7.0

Optional Accessories

-SSI, -WHK, -5H



Z841M4

Service sink faucet with 6" vacuum breaker spout, 4" wrist blade handles, pail hook, 3/4" hose end and brace. 

Model Number	List Price	Case Quantity	Unit Weight (Lbs.)
Z841M4	\$590.00	1	7.0

Optional Accessories

-RC, -SSI, -WHK, -5H



Z841N1

Service sink faucet with 6" vacuum breaker spout, lever handles, pail hook and 3/4" hose end. 


Model Number	List Price	Case Quantity	Unit Weight (Lbs.)
Z841N1	\$463.00	1	6.5

Optional Accessories

-DM, -SSI, -WHK, -5H



Z841N1-RC

Service sink faucet with 6" vacuum breaker spout, lever handles, pail hook and 3/4" hose end, rough chrome plated. 


Model Number	List Price	Case Quantity	Unit Weight (Lbs.)
Z841N1-RC	\$407.00	1	6.5

Optional Accessories

-SSI, -WHK, -5H



Z841N2

Service sink faucet with 6" vacuum breaker spout, four-arm handles, pail hook and 3/4" hose end. 


Model Number	List Price	Case Quantity	Unit Weight (Lbs.)
Z841N2	\$468.00	1	6.5

Optional Accessories

-DM, -SSI, -WHK, -5H



Z841N2-RC

Service sink faucet with 6" vacuum breaker spout, four-arm handles, pail hook and 3/4" hose end, rough chrome plated. 

Model Number	List Price	Case Quantity	Unit Weight (Lbs.)
Z841N2-RC	\$413.00	1	6.5

Optional Accessories

-SSI, -WHK, -5H



Z841Q1

Service sink faucet with 6" vacuum breaker spout, lever handles, pail hook and aerated outlet.


Model Number	List Price	Case Quantity	Unit Weight (Lbs.)
Z841Q1	\$482.00	1	6.5

Optional Accessories

-DM, -SSI, -2F, -3F, -4F, -5F, -16F, -17F, -18F, -19F, -21F, -22F, -23F



Z842D6-LSI-2XT

Clinical service sink faucet with 6" wrist blade handles, bottom brace and 3/4" hose end. 

Model Number	List Price	Case Quantity	Unit Weight (Lbs.)
Z842D6-LSI-2XT	\$789.00	1	7.0

Optional Accessories

-WHK, -5H

AquaSpec® Commercial Faucets



Z842D6-LSI-5XT

Clinical service sink faucet with 6" wrist blade handles, bottom brace and 3/4" hose end.



Model Number	List Price	Case Quantity	Unit Weight (Lbs.)
Z842D6-LSI-5XT	\$862.00	1	7.0

Optional Accessories

-WHK, -5H



Z842D6-LSI-LVB-PE-2XT

Clinical service sink faucet with 6" wrist blade handles, bottom brace and plain end.



Model Number	List Price	Case Quantity	Unit Weight (Lbs.)
Z842D6-LSI-LVB-PE-2XT	\$703.00	1	7.0

No Options Required



Z842D6-LSI-LVB-PE-5XT

Clinical service sink faucet with 6" wrist blade handles, bottom brace and plain end.



Model Number	List Price	Case Quantity	Unit Weight (Lbs.)
Z842D6-LSI-LVB-PE-5XT	\$777.00	1	7.0

No Options Required



Z842L1

Sink faucet with 2-1/2" vacuum breaker spout and lever handles.



Model Number	List Price	Case Quantity	Unit Weight (Lbs.)
Z842L1	\$440.00	1	5.5

Optional Accessories

-DM, -LSI, -WHK, -5H



Z842L1-RC

Sink faucet with 2-1/2" vacuum breaker spout and lever handles, rough chrome plated.



Model Number	List Price	Case Quantity	Unit Weight (Lbs.)
Z842L1-RC	\$358.00	1	5.5

Optional Accessories

-LSI, -WHK, -5H



Z842L2

Sink faucet with 2-1/2" vacuum breaker spout and four-arm handles.



Model Number	List Price	Case Quantity	Unit Weight (Lbs.)
Z842L2	\$446.00	1	5.5

Optional Accessories

-DM, -LSI, -WHK, -5H



Z842L2-RC

Sink faucet with 2-1/2" vacuum breaker spout and four-arm handles, rough chrome plated.



Model Number	List Price	Case Quantity	Unit Weight (Lbs.)
Z842L2-RC	\$384.00	1	5.5

Optional Accessories

-LSI, -WHK, -5H



Z842M1

Sink faucet with 6" vacuum breaker spout, lever handles, pail hook, 3/4" hose end and brace.

Model Number	List Price	Case Quantity	Unit Weight (Lbs.)
Z842M1	\$491.00	1	7.0

Optional Accessories

-LSI, -WHK, -5H



Z842M1-RC

Sink faucet with 6" vacuum breaker spout, lever handles, pail hook, 3/4" hose end and brace, rough chrome plated.



Model Number	List Price	Case Quantity	Unit Weight (Lbs.)
Z842M1-RC	\$480.00	1	7.0

Optional Accessories

-LSI, -WHK, -5H



Z842M2

Sink faucet with 6" vacuum breaker spout, four-arm handles, pail hook, 3/4" hose end and brace.

Model Number	List Price	Case Quantity	Unit Weight (Lbs.)
Z842M2	\$545.00	1	7.0

Optional Accessories

-LSI, -WHK, -5H



Sensor Flush
Valves and Faucets

Manual Flush Valves

Aquaparts® Parts
and Assemblies

AquaSpec®
Commercial Faucets

Temp-Gard®
Products

Tubular Brass
Plumbing Products

Commercial Fixtures

AquaSpec® Commercial Faucets



Z842M2-RC

Sink faucet with 6" vacuum breaker spout, four-arm handles, pail hook, 3/4" hose end and brace, rough chrome plated.

Model Number	List Price	Case Quantity	Unit Weight (Lbs.)
--------------	------------	---------------	--------------------


Z842M2-RC	\$485.00	1	7.0
-----------	----------	---	-----

Optional Accessories

-LSI, -WHK, -5H



Z842M4

Sink faucet with 5" vacuum breaker spout, 4" wrist blade handles, pail hook, 3/4" hose end and brace. 

Model Number	List Price	Case Quantity	Unit Weight (Lbs.)
--------------	------------	---------------	--------------------

Z842M4	\$625.00	1	7.0
--------	----------	---	-----

Optional Accessories

-LSI, -RC, -WHK, -5H



Z842N1

Sink faucet with 6" vacuum breaker spout, lever handles, pail hook and 3/4" hose end.

Model Number	List Price	Case Quantity	Unit Weight (Lbs.)
--------------	------------	---------------	--------------------


Z842N1	\$474.00	1	7.0
--------	----------	---	-----

Optional Accessories

-DM, -LSI, -WHK, -5H



Z842N1-RC

Sink faucet with 6" vacuum breaker spout, lever handles, pail hook and 3/4" hose end, rough chrome-plated. 

Model Number	List Price	Case Quantity	Unit Weight (Lbs.)
--------------	------------	---------------	--------------------

Z842N1-RC	\$415.00	1	7.0
-----------	----------	---	-----

Optional Accessories

-LSI, -WHK, -5H



Z842N2

Sink faucet with 6" vacuum breaker spout, four-arm handles, pail hook and 3/4" hose end. 

Model Number	List Price	Case Quantity	Unit Weight (Lbs.)
--------------	------------	---------------	--------------------

Z842N2	\$480.00	1	7.0
--------	----------	---	-----

Optional Accessories

-DM, -LSI, -WHK, -5H



Z842N2-RC

Sink faucet with 6" vacuum breaker spout, four-arm handles, pail hook and 3/4" hose end, rough chrome plated.

Model Number	List Price	Case Quantity	Unit Weight (Lbs.)
--------------	------------	---------------	--------------------


Z842N2-RC	\$419.00	1	7.0
-----------	----------	---	-----

Optional Accessories

-LSI, -WHK, -5H



Z842Q1

Sink faucet with 6" vacuum breaker spout, lever handles and aerated outlet. 

Model Number	List Price	Case Quantity	Unit Weight (Lbs.)
--------------	------------	---------------	--------------------


Z842Q1	\$495.00	1	7.0
--------	----------	---	-----

Optional Accessories

-DM, -LSI, -2F, -3F, -4F, -5F, -16F, -17F, -18F



Z842Q4

Sink faucet with 6" vacuum breaker spout, 4" wrist blade handles and aerated outlet. 

Model Number	List Price	Case Quantity	Unit Weight (Lbs.)
--------------	------------	---------------	--------------------


Z842Q4	\$579.00	1	7.0
--------	----------	---	-----

Optional Accessories

-DM, -LSI, -2F, -3F, -4F, -5F, -16F, -17F, -18F



Z843L1

Service sink faucet with 2-1/2" vacuum breaker spout and lever handles. 

Model Number	List Price	Case Quantity	Unit Weight (Lbs.)
--------------	------------	---------------	--------------------


Z843L1	\$413.00	6	5.5
--------	----------	---	-----

Optional Accessories

-CS, -LSI, -WHK, -5H



Z843L1-RC

Service sink faucet with 2-1/2" vacuum breaker spout and lever handles; rough chrome plated. 

Model Number	List Price	Case Quantity	Unit Weight (Lbs.)
--------------	------------	---------------	--------------------

Z843L1-RC	\$353.00	6	5.5
-----------	----------	---	-----

Optional Accessories

-CS, -LSI, -WHK, -5H



AquaSpec® Commercial Faucets

Sensor Flush
Valves and Faucets

Manual Flush Valves

Aquaparts® Parts
and Assemblies

AquaSpec®
Commercial Faucets

Temp-Gard®
Products

Tubular Brass
Plumbing Products

Commercial Fixtures



Z843M1

Service sink faucet with 6" vacuum breaker spout, lever handles, pail hook, 3/4" hose end and brace.



Model Number	List Price	Case Quantity	Unit Weight (Lbs.)
Z843M1	\$402.00	6	5.8

Optional Accessories

-CS, -LSI, -WHK, -5H



Z843M1-RC

Service sink faucet with 6" vacuum breaker spout, lever handles, pail hook, 3/4" hose end and brace; rough chrome-plated.



Model Number	List Price	Case Quantity	Unit Weight (Lbs.)
Z843M1-RC	\$342.00	6	5.8

Optional Accessories

-CS, -LSI, -WHK, -5H



Z843N1

Service sink faucet with 6" vacuum breaker spout, lever handles, pail hook, and 3/4" hose end.



Model Number	List Price	Case Quantity	Unit Weight (Lbs.)
Z843N1	\$426.00	6	5.5

Optional Accessories

-CS, -LSI, -WHK, -5H



Z843N1-RC

Service sink faucet with 6" vacuum breaker spout, lever handles, pail hook, 3/4" hose end and brace; rough chrome plated.

Model Number	List Price	Case Quantity	Unit Weight (Lbs.)
Z843N1-RC	\$365.00	6	5.5

Optional Accessories

-CS, -LSI, -WHK, -5H



Z85500-WM-EVB-HK-SE-SH

Bedpan washer.



Model Number	List Price	Case Quantity	Unit Weight (Lbs.)
Z85500-WM-EVB-HK-SE-SH	\$1,325.00	1	13.0

Optional Accessories

-SH1, -SH2, -SH3, -SH4, -VC



Z87300-CWO

Metering shower valve body, cold water only.



Model Number	List Price	Case Quantity	Unit Weight (Lbs.)
Z87300-CWO	\$171.00	1	1.5

Optional Accessories

-IN, -IS



Z87302

Two-valve shower, body only.

Model Number	List Price	Case Quantity	Unit Weight (Lbs.)
Z87302	\$291.00	1	3.5

Optional Accessories

-IS



Z87302-CWO

Shower valve body, cold water only.



Model Number	List Price	Case Quantity	Unit Weight (Lbs.)
Z87302-CWO	\$117.00	1	1.5

Optional Accessories

-IS



Z87302-EVB-HK-SE-SH

Bedpan washer.

Model Number	List Price	Case Quantity	Unit Weight (Lbs.)
Z87302-EVB-HK-SE-SH	\$913.00	1	7.0

Optional Accessories

-IS



Z873E2-EVB

Clinical service sink faucet.

Model Number	List Price	Case Quantity	Unit Weight (Lbs.)
Z873E2-EVB	\$607.00	1	9.0

Optional Accessories

-WHK, -5H



AquaSpec® Commercial Faucets

Sensor Flush
Valves and Faucets



Z873E2-EVB-IS

Clinical service sink faucet.

Model Number	List Price	Case Quantity	Unit Weight (Lbs.)
Z873E2-EVB-IS	\$679.00	1	9.5

Optional Accessories

-WHK, -5H

Manual Flush Valves



Z873M2-SE

Clinical service sink faucet with vacuum breaker and brace.

Model Number	List Price	Case Quantity	Unit Weight (Lbs.)
Z873M2-SE	\$607.00	1	8.0

Optional Accessories

-IS, -WHK, -5H

Aquaparts® Parts
and Assemblies



Z873P2-HK-SE-SH

Bedpan washer.



Model Number	List Price	Case Quantity	Unit Weight (Lbs.)
Z873P2-HK-SE-SH	\$689.00	1	8.0

Optional Accessories

-IS, -SH1, -SH2, -SH3, -SH4

AquaSpec®
Commercial Faucets



Z875B2

Wall-mounted lab faucet with 5-3/8" gooseneck spout.



Model Number	List Price	Case Quantity	Unit Weight (Lbs.)
Z875B2	\$295.00	1	2.0

Optional Accessories

-LH -2F, -3F, -4F, -5F, -12F, -16F, -17F, -18F, -19F, -21F, -22F, -23F

Temp-Gard®
Products



Z875K1

Wall-mounted faucet with 13" double-jointed spout and lever handle.



Model Number	List Price	Case Quantity	Unit Weight (Lbs.)
Z875K1	\$334.00	6	2.5

Optional Accessories

-DJ18, -LH, -2F, -3F, -4F, -16F, -17F, -18F, -19F, -21F, -22F, -23F

Tubular Brass
Plumbing Products



Z875F1

Wall-mounted faucet with 6" cast spout and lever handle.



Model Number	List Price	Case Quantity	Unit Weight (Lbs.)
Z875F1	\$258.00	6	2.5

Optional Accessories

-LH -2F, -3F, -4F, -16F, -17F, -18F, -19F, -21F, -22F, -23F



Z875L7

Bedpan washer.



Model Number	List Price	Case Quantity	Unit Weight (Lbs.)
Z875L7	\$316.00	1	2.5

Optional Accessories

-LH, -WHK, -5H



Z875T2

Wall-mounted lab faucet with 4-1/2" vacuum breaker spout.

Model Number	List Price	Case Quantity	Unit Weight (Lbs.)
Z875T2	\$341.00	1	2.0

Optional Accessories

-LH -2F, -3F, -4F, -5F, -6M -16F, -17F, -18F, -19F, -21F, -22F, -23F

Commercial Fixtures



Z875U2

Wall-mounted lab faucet with 6" vacuum breaker spout.



Model Number	List Price	Case Quantity	Unit Weight (Lbs.)
Z875U2	\$349.00	1	2.5

Optional Accessories

-LH -2F, -3F, -4F, -5F, -6M -16F, -17F, -18F, -19F, -21F, -22F, -23F



Z877P2-LKS-HK-SH2

Bedpan washer.



Model Number	List Price	Case Quantity	Unit Weight (Lbs.)
Z877P2-LKS-HK-SH2	\$509.00	1	3.5

Optional Accessories

-SH, -SH1, -SH3, -SH4

AquaSpec® Commercial Faucets



Z877P7-LKS-HK-SH2

Bedpan washer.



Model Number	List Price	Case Quantity	Unit Weight (Lbs.)
Z877P7-LKS-HK-SH2	\$510.00	1	3.5

Optional Accessories

-SH, -SH1, -SH3, -SH4



Z88000

Single outlet gas turret.



Model Number	List Price	Case Quantity	Unit Weight (Lbs.)
Z88000	\$72.00	1	2.0

Optional Accessories

-AR, -SK, -SK1, -1B



Z88100

Turret with two 180° outlets.



Model Number	List Price	Case Quantity	Unit Weight (Lbs.)
Z88100	\$73.00	1	2.0

Optional Accessories

-AR, DS, -SK, -SK1, -2B



Z881301

Multi-service fixture with vacuum breaker spout and two gas low pressure gas valves.

Model Number	List Price	Case Quantity	Unit Weight (Lbs.)
Z881301	\$658.00	1	6.5

Optional Accessories

-CS



Z88200

Turret with two 90° outlets.

Model Number	List Price	Case Quantity	Unit Weight (Lbs.)
Z88200	\$73.00	1	2.0

Optional Accessories

-AR, -DS, -SK, -SK1, -2B



Z88300

Turret with three 90° outlets.

Model Number	List Price	Case Quantity	Unit Weight (Lbs.)
Z88300	\$76.00	1	2.0

Optional Accessories

-AR, -SK, -SK1, -3B



Z88400

Turret with four 90° outlets.

Model Number	List Price	Case Quantity	Unit Weight (Lbs.)
Z88400	\$77.00	1	2.0

Optional Accessories

-DS, -SK, -SK1, -4B



Z88600

Single outlet wall flange for lab gas valve.

Model Number	List Price	Case Quantity	Unit Weight (Lbs.)
Z88600	\$58.00	1	0.5

Optional Accessories

-SK, -SK1, -1B



Z81006

1/2" OD compression x 1/2" NPT supply stop.

Model Number	List Price	Case Quantity	Unit Weight (Lbs.)
Z81006	\$93.00	12	1.0

Optional Accessories

-CR, -LR



Z81016

3/8" OD compression x 3/8" NPT supply stop.

Model Number	List Price	Case Quantity	Unit Weight (Lbs.)
Z81016	\$93.00	12	1.0

Optional Accessories

-CR, -LR

Sensor Flush
Valves and Faucets

Manual Flush Valves

Aquaparts® Parts
and Assemblies

AquaSpec®
Commercial Faucets

Temp-Gard®
Products

Tubular Brass
Plumbing Products

Commercial Fixtures



AquaSpec® Commercial Faucets

**Z81017**

3/8" OD compression x 1/2" NPT supply stop.

Model Number	List Price	Case Quantity	Unit Weight (Lbs.)
Z81017	\$93.00	12	1.0

Optional Accessories

-CR, -LR

AquaSpec® Commercial Faucets Accessories

Suffix	Description	List Price	Suffix	Description	List Price
-AF	Add-On Faucet for Pre-Rinse Units (Same as Z800J2-AF)	\$268.00	-VB	In-Line Vacuum Breaker for 3/4" Hose Thread Sill Faucets and 3/4" Hose Outlets	\$ 59.00
-AMF	Anti-microbial Handle (2-1/2" Lever Handles)	63.00	-VC	Volume Control for Wall-Mounted Foot Pedal Valve (Same as Z80000-VC)	171.00
-AMF	Anti-microbial Handle (4" Wrist Blade Handles)	63.00	-VH24	24" Vinyl Hose for Bedpan Washers	93.00
-CP4	Chrome-Plated 4" Cover Plate	107.00	-VH36	36" Vinyl Hose for Bedpan Washers	109.00
-CP8	Chrome-Plated 8" Cover Plate	134.00	-VH48	48" Vinyl Hose for Bedpan Washers	137.00
-CR	12" [305mm] Flexible Closet Riser	N/C	-VH60	60" Vinyl Hose for Bedpan Washers	148.00
-CS	Check Stops for Back-Mounted and Deck-Mounted Sink Faucets	66.00	-VH72	72" Vinyl Hose for Bedpan Washers	171.00
-CS	Check Stops for Gas Cocks	66.00	-WHK	Wall Hook for Service Sink Hoses	40.00
-GST	3/8" Copper Supply Tubes for Z822, Z823, Z824, and Z826 Series Only	21.20	-WHK1	Wall Hook for Bedpan Washer Hoses	86.00
-CWO	Cold Water Only for Widespreads	-75.00	-WM	Wall Mounted for Z812 and Z871 Series	72.00
-DJ18	Used with "K" Spout for 18" Length	27.00	-WM	Wall Mounted for Z82800 Series	72.00
-DM	Deck Mount (Available for Z841 and Z842 Faucets Only)	51.00	-WM	Wall Mounted for Z83500 Series	72.00
-DS	Dual Service for Lab Turrets	122.00	-1B	One Low Pressure Gas Valve with Indexes for Turret Combo	85.00
-EVB	Elevated 1/2" Vacuum Breaker with Swivel Inlets (Same as Z80000-EVB)	287.00	-1F	2.2 GPM [8.3 L] Pressure Compensating Female Aerator	9.60
-FC2.0	2.0 GPM [7.6L] Laminar Flow Control in Base of Spout for Goosenecks Only/Plain End is Provided with Option	N/C	-1M	2.2 GPM [8.3 L] Pressure Compensating Male Aerator	9.60
-FC1.5	1.5 GPM [5.7 L] Laminar Flow Control in Base of Spout for Goosenecks Only/Plain End is Provided with Option	N/C	-2B	Two Low Pressure Gas Valves with Indexes for Turret Combo	170.00
-FC1.0	1.0 GPM [3.8 L] Laminar Flow Control in Base of Spout for Goosenecks Only/Plain End is Provided with Option	N/C	-2F	2.2 GPM [8.3 L] Vandal-Resistant Female Aerator	19.10
-FC0.5	0.5 GPM [1.9 L] Flow Control in Base of Spout for Goosenecks Only/Plain End is Provided with Option	N/C	-2M	2.2 GPM [8.3 L] Vandal-Resistant Male Aerator	19.10
-G	1-1/4" [32mm] Grid Strainer Drain	41.00	-2XT	2" Extension for Service Sink Faucets	71.00
-GH	1-1/4" [32mm] Offset Handicap Grid Strainer Drain	84.00	-3B	Three Low Pressure Gas Valves with Indexes for Turret Combo	253.00
-HCT	Decorative Hot/Cold Index	5.30	-3F	.5 GPM [1.9 L] Vandal-Resistant Female Spray Outlet	19.10
-HK	Supply Ell Hose Hook (Same as Z80000-HK)	76.00	-3M	.5 GPM [1.9 L] Vandal-Resistant Male Spray Outlet	19.10
-HS	Hose and Spray for Kitchen Faucets (Z823, Z824, Z831, Z871 Only)	66.00	-4B	Four Low Pressure Gas Valves with Indexes for Turret Combo	336.00
-HS6	6' Hose and Spray for Kitchen Faucet (Z831, Z871 Only)	91.00	-4F	2.2 GPM [8.3 L] Vandal-Resistant Female Laminar Flow	34.00
-H24	24" Stainless Steel Hose for Pre-Rinse	102.00	-4M	2.2 GPM [8.3 L] Vandal-Resistant Male Laminar Flow	34.00
-H36	36" Stainless Steel Hose for Pre-Rinse	118.00	-5F	2.0 GPM [7.6 L] B94 Female Rosette Spray Outlet	39.00
-H48	48" Stainless Steel Hose for Pre-Rinse	125.00	-5H	5" [152cm] Long Vinyl Hose Service Sink Hose w/3/4" Hose Connection	39.00
-H60	60" Stainless Steel Hose for Pre-Rinse	135.00	-5M	2.0 GPM [7.6 L] Male Rosette Spray Outlet	39.00
-H72	72" Stainless Steel Hose for Pre-Rinse	142.00	-5XT	5" Extension for Service Sink Faucets	113.00
-ICT	Interconnecting Copper Supply Tubes (Widespreads Only)	N/C	-6F	Serrated Tip for Female Spout	27.00
-IN	Metering Institutional Handle	54.00	-6M	Serrated Tip for Laboratory Spouts (T, U, and V)	27.00
-IS	Integral Stops for Concealed Shower Valve Unit	81.00	-7F	1.0 [3.8 L] Pressure Compensating Female Spray Outlet	31.00
-J18	18" Centerline Tubular Brass Swing Spout	41.00	-7M	1.0 [3.8 L] Pressure Compensating Male Spray Outlet	31.00
-LR	12" [305mm] Flexible Lavatory Riser	N/C	-8F	Female Aspirator Pump for Goosenecks	135.00
-LSI	2-1/2" [64mm] Long Swivel Inlets with Integral Stops	66.00	-8M	3/8" NPT Male Aspirator Pump for Laboratory Spouts (T, U, and V)	135.00
-LVB	Less Vacuum Breaker (For D and M Spouts)	-36.00	-9F	2.0 GPM [7.6 L] Female Rotating Aerator	34.00
-MY	Mixing Yoke	34.00	-9M	2.0 GPM [7.6 L] Male Rotating Aerator	34.00
-MYCS	Mixing Yoke with Check Stops	81.00	-10F	3/4" [19mm] Female Garden Hose Connection (Recommended for Vacuum Breaker Spouts)	19.10
-P	1-1/4" [32mm] Pop-Up Drain	72.00	-10M	3/4" [19mm] Male Garden Hose Connection (Recommended for Vacuum Breaker Spouts)	19.10
-PE	Plain End (For D Spout Only)	N/C	-11F	Female Threaded Single Screen Outlet	19.10
-PT	1-1/4" [32mm] Cast Brass P-Trap with a 7-1/2" [191mm] Long 17-Gauge Wall Bend	66.00	-11M	Male Threaded Single Screen Outlet	19.10
-RB	Rough Brass (Not available for all faucets.)	-14.00	-12F	Spout End Vacuum Breaker for Gooseneck Spouts	68.00
-RC	Rough Chrome Plated (Not available for all faucets.)	-54.00	-12M	Spout End Vacuum Breaker for Laboratory Spouts (T, U, and V)	68.00
-RKR	Metering ADA Compliant Rocker Handle	67.00	-14F	2.2 GPM [8.3 L] Pressure Compensating Female Threaded Laminar Flow	19.10
-SE	Supply Ell (Same as Z80000-SE)	70.00	-14M	2.2 GPM [8.3 L] Pressure Compensating Male Threaded Laminar Flow	19.10
-SH	Bedpan Spray with 4' Vinyl Hose, Rubber Bumper Spray Outlet and Insulated Handle	128.00	-15F	Full Flow Female Outlet	9.60
-SH1	Bedpan Spray with 4' Vinyl Hose, Rubber Bumper Spray Outlet and Insulated Handle	135.00	-15M	Full Flow Male Outlet	9.60
-SH2	Bedpan Spray with 4' Vinyl Hose, Rubber Bumper Angled Spray Outlet and Insulated Handle	149.00	-16F	1.0 GPM [3.8 L] Vandal-Resistant Female Spray Outlet	23.80
-SH3	Bedpan Spray with 4' Vinyl Hose, Rubber Bumper Angled Spray Outlet and Insulated Handle with Self-Closing Valve	316.00	-16M	1.0 GPM [3.8 L] Vandal-Resistant Male Spray Outlet	23.80
-SH4	Bedpan Spray with 4' Vinyl Hose, Rubber Bumper Angled Spray Outlet and Self-Closing Valve	287.00	-17F	1.5 GPM [5.7 L] Vandal-Resistant Female Aerator	22.80
-SK	3/8" Male x 3" Male Shank with Hardware (Lab Turret) - 2" Installed Length	29.00	-17M	1.5 GPM [5.7 L] Vandal-Resistant Male Aerator	22.80
-SK1	3/8" Male x 4-3/4" Male Shank with Hardware (Lab Flange) - 3-3/4" Installed Length	32.00	-18F	1.5 GPM [5.7 L] Pressure Compensating Female Laminar Flow	25.00
-SK2	Pair of 2-13/16" Long Shanks with 1/2" NPT Male Outlet, 1/2" NPSM Coupling Nut Inlet	64.00	-18FH	18" Long Stainless Steel Flex Hoses for the Z822, Z823, Z824, and Z826 Series Only	35.00
-SS	Stainless Steel Casing for Hose Reels	P.O.A.	-18M	1.5 GPM [5.7 L] Pressure Compensating Male Laminar Flow	25.00
-SSI	3/8" [10mm] Long Short Swivel Inlets	58.00	-19F	1.5 GPM [5.7 L] Anti-Microbial Female Laminar Flow Outlet	59.00
-TMV-4P	Aqua-Gard Thermostatic Mixing Valve	117.00	-19M	1.5 GPM [5.7 L] Anti-Microbial Male Laminar Flow Outlet	59.00
-TW	Third Waterway for Widespreads Only	81.00	-21F	1.0 GPM [3.8 L] Female Laminar Flow Outlet	25.00
-TWM	Thin Wall Mount for 2" Wall Mount Installation on Z812, Z871 Series	90.00	-21M	1.0 GPM [3.8 L] Male Laminar Flow Outlet	25.00
			-22F	1.0 GPM [3.8 L] Vandal-Resistant Female Laminar Flow Outlet	35.00
			-22M	1.0 GPM [3.8 L] Vandal-Resistant Male Laminar Flow Outlet	35.00
			-23F	1.5 GPM [5.7 L] Female Aerator	35.00
			-23M	1.5 GPM [5.7 L] Male Aerator	35.00
			-140	140° Restricted Swing Spout for Goosenecks Only	135.00

Each model has suggested or recommended suffix options listed.

Sensor Flush Valves and Faucets

Manual Flush Valves

Aquaparts® Parts and Assemblies

AquaSpec® Commercial Faucets

Temp-Gard® Products

Tubular Brass Plumbing Products

Commercial Fixtures



Commercial Brass
Food Service Commercial Products



Food Service Commercial Products Index

Accessories	132	Pot Fillers		Aerators	
Pre-Rinse Units		Z826H1-XL-R23-11F	136	Female	141
Z842X1-XL	133	Z826F1-XL-R23-11F	136	Male	141
Z842X1-XL-AF	133	Z842P1-XL-PF1	136	Pairs of Handles	
Z842W1	133	Z875P1-PF1	136	G60501	141
Z812X1-XL-TWM	133	Z875F1-15F	137	G60503	141
Z841X1-XL	133	Z875K1-15F	137	G60504	141
Z842J1-XL-AF-PR2	133	Z875H1-8XT-15F	137	G66684	141
Z825X1-XL	133	Sink and Service Sink Faucets		Glass and Pitcher Fillers	
Z826W1	133	Z825B1-XL-15F	137	Z83500	142
Z826X1-XL	134	Z826A1-XL-15F	137	Z83500-WM	142
Z841X1-XL-DM	134	Z812C4-XL-15F	137	Retractable Hose Reels	
Z842X1-XL-DM	134	Z812B1-XL-15F	137	Z89000-PR1	142
Z842X1-XL-AF-DM	134	Z831S1-XL-15M	138	Z89100-PR1	142
Pre-Rinse Accessories		Z842J4-XL-DM-15F	138	Z89200-PR1	142
Z800W0-PR1	134	Z812Y1-XL-TWM-15F	138	Z89000-PR1-SS	142
Z800X0-XL-PR1	134	Z841J1-XL-15F	138	Z89000-PR1-ENC	143
Z800X0-XL-PR1-38	134	Z841K1-XL-15F	138	Hose Reel Accessories	
Z800X0-XL-AF-PR1	134	Z841G1-XL-15F	138	Z80000-PR4	143
Z800H2-XL-AF-11F	135	Z841H1-XL-15F	138	Z80000-XL-EVB	143
Z800I2-XL-AF-11F	135	Z841J1-18-15F	138	Z87302-CWO	143
Z800J2-XL-AF-11F	135	Z841F1-XL-15F	139	Z87302-IS-CS	143
G62739	135	Z842J1-XL-15F	139	Basket Strainers	
G62740	135	Z842K1-XL-15F	139	ZSS250-PC	144
G62738	135	Z842G1-XL-15F	139	ZTT461-PC	144
Z80000-XL-PF1	135	Z842H1-XL-15F	139	ZSS3000-SS	144
Z80000-HI	135	Z842J1-18-15F	139	ZR426-SS	144
Z80000-RS	135	Z842F1-XL-15F	139	XL Pot Filler Accessories	
G1699001	136	Z871C1-XL-TWM-15F	139	Z80000-XL-HI	144
G66601	136	Z843M1	140	Z80000-XL-PF1	144
G66602	136	Z843M1-RC	140		
Repair Parts		Spouts			
G66001	136	G67851	140		
G66002	136	G67852	140		
G66003	136	G67853	140		
G66004	136	G67890	140		
G66005	136	G67891	140		
G1896001	136	G67893	140		
92407001	136	G67894	140		
		G67963	140		
		G66619	140		
		G67964	140		
		G67964	140		
		G67895	140		
		G62494	140		

Sensor Flush
Valves and Faucets

Manual Flush Valves

Aquaparts® Parts
and Assemblies

AquaSpec®
Commercial Faucets

Temp-Gard®
Products

Tubular Brass
Plumbing Products

Commercial Fixtures

Food Service Commercial Products Accessories

Suffix	Description	List Price
-AF	Add-On Faucet for Pre-Rinse Units (Same as Z800J2-AF)	\$268.00
-CS	Check Stops for Back-Mounted Sink Faucets	66.00
-CWO	Cold Water Only for Widespreads	-75.00
-DM	Deck Mount (Available for Z841 and Z842 Faucets Only)	51.00
-DJ18	Used with K Spout for 18" Length	27.00
-D13	Glass Filler (Z83500) with a 13" Height	62.00
-ENC	Enclosed Casing for Hose Reels	268.00
-EVB	Elevated 1/2" Vacuum Breaker with Swivel Inlets (Same as Z80000-EVB)	287.00
-FC	2.0 GPM [7.6 L] Laminar Flow Control in Base of Spout for Goosenecks Only/Plain End is Provided with Option	N/C
-G	1-1/4" [32 mm] Grid Strainer Drain	41.00
-GH	1-1/4" [32 mm] Offset Handicap Grid Strainer Drain	84.00
-HS	Hose and Spray for Kitchen Faucet (Z871 and Z831 only)	66.00
-HS6	6' Hose and Spray for Kitchen Faucet (Z871 and Z831 only)	91.00
-H24	24" Stainless Steel Hose for Pre-Rinse	102.00
-H36	36" Stainless Steel Hose for Pre-Rinse	118.00
-H48	48" Stainless Steel Hose for Pre-Rinse	125.00
-H60	60" Stainless Steel Hose for Pre-Rinse	135.00
-H72	72" Stainless Steel Hose for Pre-Rinse	142.00
-ICT	Interconnecting Copper Supply Tubes (Widespreads only)	N/C
-IS	Integral Stops for Concealed Shower Valve Unit	81.00
-LSI	2-1/2" [64 mm] Long Swivel Inlets with Integral Stops	66.00
-MY	Mixing Yoke	34.00
-MYCS	Mixing Yoke with Check Stops	81.00
-PR1	Pre-Rinse Spray Head with Rubber Bumper Spray Outlet and Self-Closing Valve	275.00
-PR2	Pre-Rinse with Angled Spray Head, Rubber Bumper Spray Outlet and Self-Closing Valve	307.00
-PR3	Pre-Rinse with Angled Aerated Outlet and Self-Closing Valve	284.00
-PSH	Pre-Rinse Spray Head Hook	49.00
-RC	Rough Chrome Plated not Available for all Faucets	-54.00
-RS	Riser Support Bracket for Pre-Rinse Riser Tube 3/8" (Same as Z80000-RS)	81.00
-R23	Pre-Rinse 3/8" x 23" Riser Tube	207.00
-SS	Stainless Steel Casing for Hose Reels	P.O.A.
-SSI	3/8" [10 mm] Long Short Swivel Inlets	58.00
-TWM	Thin Wall Mount for 2" Wall Mount Installation on the Z812 and Z871 Series	90.00
-WHK	Wall Hook for Service Sink Hoses	40.00
-WHK1	Wall Hook for Bedpan Washer Hoses	86.00
-WM	Wall Mounted for Z812 and Z871 Series	72.00
-WM	Wall Mounted for Z83500 Series	72.00
-5H	5' [152 cm] Long Vinyl Hose	39.00
-140	140° Restricted Swing Spout for Goosenecks Only	135.00

Each model has suggested or recommended suffix options listed.

Food Service Commercial Products

Pre-Rinse Units



Z842X1-XL

Pre-rinse faucet with check stops.

Model Number	List Price	Case Quantity	Unit Weight (lbs)
Z842X1-XL	\$889.00	1	10.0

Optional Accessories

-LSI, -PR2, -PR3

Chicago Equal: 510-GC
T&S Brass Equal: B-0133



Z841X1-XL

Pre-rinse faucet with check stops.

Model Number	List Price	Case Quantity	Unit Weight (lbs)
Z841X1-XL	\$889.00	1	10.0

Optional Accessories

-PR2, -PR3

Chicago Equal: 923
T&S Brass Equal: N/E



Z842X1-XL-AF

Back mounted pre-rinse and pot filler unit with check stops.

Model Number	List Price	Case Quantity	Unit Weight (lbs)
Z842X1-XL-AF	\$1,158.00	1	12.0

Optional Accessories

-PR2, -PR3

Chicago Equal: N/E
T&S Brass Equal: N/E



Z842J1-XL-AF-PR2

Pre-rinse and pot filler faucet.

Model Number	List Price	Case Quantity	Unit Weight (lbs)
Z842J1-XL-AF-PR2	\$1,141.00	1	11.0

Optional Accessories

-H24, -H36, -H48, -H72, -PR1, -PR3

Chicago Equal: 509-GC
T&S Brass Equal: B-0175-XL



Z842W1

Back mounted pre-rinse unit.

Model Number	List Price	Case Quantity	Unit Weight (lbs)
Z842W1	\$1,046.00	1	10.0

Optional Accessories

-PR2, -PR3

Chicago Equal: 610-GC
T&S Brass Equal: B-0131



Z825X1-XL

Single temperature pre-rinse unit.

Model Number	List Price	Case Quantity	Unit Weight (lbs)
Z825X1-XL	\$679.00	1	9.0

Optional Accessories

-MYCS, -PR2, -PR3

Chicago Equal: 920
T&S Brass Equal: B0173



Z812X1-XL-TWM

Wall mounted centerset pre-rinse unit and lever handles.

Model Number	List Price	Case Quantity	Unit Weight (lbs)
Z812X1-XL-TWM	\$748.00	1	11.0

Optional Accessories

-PR2, -PR3, -H24, -H48, -H60, -H72

Chicago Equal: N/E
T&S Brass Equal: N/E



Z826W1

Pre-rinse faucet with a mixing yoke and check stops.

Model Number	List Price	Case Quantity	Unit Weight (lbs)
Z826W1	\$1,068.00	1	11.0

Optional Accessories

-H24, -H36, -H48, -H72, -PR1, -PR3

Chicago Equal: 502
T&S Brass Equal: B-0111

Sensor Flush
Valves and Faucets

Manual Flush Valves

Aquaparts® Parts
and Assemblies

AquaSpec®
Commercial Faucets

Temp-Gard®
Products

Tubular Brass
Plumbing Products

Commercial Fixtures

Food Service Commercial Products

Pre-Rinse Units



Z826X1-XL

Pre-rinse faucet with a mixing yoke and check stops.

Model Number	List Price	Case Quantity	Unit Weight (lbs)
Z826X1-XL	\$801.00	1	11.0

Optional Accessories

-PR2, -PR3

Chicago Equal: 919
T&S Brass Equal: B-0113



Z841X1-XL-DM

Deck mounted pre-rinse unit.

Model Number	List Price	Case Quantity	Unit Weight (lbs)
Z841X1-XL-DM	\$940.00	1	10.0

Optional Accessories

-PR2, -PR3

Chicago Equal: N/E
T&S Brass Equal: B-2288



Z842X1-XL-DM

Deck mounted pre-rinse unit.

Model Number	List Price	Case Quantity	Unit Weight (lbs)
Z842X1-XL-DM	\$940.00	1	10.0

Optional Accessories

-PR2, -PR3

Chicago Equal: N/E
T&S Brass Equal: B-0123



Z842X1-XL-AF-DM

Deck mounted pre-rinse and pot filler unit with check stops.

Model Number	List Price	Case Quantity	Unit Weight (lbs)
Z842X1-XL-AF-DM	\$1,208.00	1	12.0

Optional Accessories

-PR2, -PR3, -2F, -3F, -4F, -5F

Chicago Equal: N/E
T&S Brass Equal: N/E



Pre-Rinse Accessories

Z800W0-PR1

Pre-rinse unit assembly.

Model Number	List Price	Case Quantity	Unit Weight (lbs)
Z800W0-PR1	\$777.00	1	5.0

Optional Accessories

-H36, -H48, -H60, -H72, -PR2, -PR3

Chicago Equal: 502-S
T&S Brass Equal:



Z800X0-XL-PR1

Pre-rinse unit assembly.

Model Number	List Price	Case Quantity	Unit Weight (lbs)
Z800X0-XL-PR1	\$602.00	1	5.0

Optional Accessories

-PR2, -PR3

Chicago Equal: 919-S
T&S Brass Equal: N/E



Z800X0-XL-PR1-38

Pre-rinse unit assembly with 3/8" NPT connection.

Model Number	List Price	Case Quantity	Unit Weight (lbs)
Z800X0-XL-PR1-38	\$602.00	1	5.0

Optional Accessories

-PR2, -PR3

Chicago Equal: N/E
T&S Brass Equal: B-1926



Z800X0-XL-AF-PR1

Combination pre-rinse unit and pot filler unit.

Model Number	List Price	Case Quantity	Unit Weight (lbs)
Z800X0-XL-AF-PR1	\$871.00	1	6.0

Optional Accessories

-PR2, -PR3

Chicago Equal: N/E
T&S Brass Equal: N/E

Pre-Rinse Accessories

Add-On Faucets

Pre-rinse accessory.



Size	Model Number	List Price	Case Quantity	Unit Weight (lbs)
12" Spout	Z800H2-XL-AF-11F	\$268.00	1	2.0
14" Spout	Z800I2-XL-AF-11F	273.00	1	2.0
9-1/2" Spout	Z800J2-XL-AF-11F	268.00	1	2.0



G62739

G62739 self-closing pre-rinse valve with a stay-open ring and rubber bumper spray head.

Model Number	List Price	Case Quantity	Unit Weight (lbs)
G62739	\$176.00	1	2.0

Optional Accessories

No options.

Chicago Equal: 80-CP
T&S Brass: B-0107



G62740

G62740 angled, self-closing pre-rinse valve with a stay-open ring and rubber bumper spray head.

Model Number	List Price	Case Quantity	Unit Weight (lbs)
G62740	\$198.00	1	2.0

Optional Accessories

No options.

Chicago Equal: 82-NEW
T&S Brass: 2853-40



G62738

G62738 angled, self-closing pre-rinse valve with a stay-open ring and an aerated outlet.

Model Number	List Price	Case Quantity	Unit Weight (lbs)
G62738	\$180.00	1	2.0

Optional Accessories

No options.

Chicago Equal: N/E
T&S Brass: B-107A



Z80000-XL-PF1

Pot filler.

Model Number	List Price	Case Quantity	Unit Weight (lbs)
Z80000-XL-PF1	\$303.00	1	2.0

Optional Accessories

No options.

Chicago Equal: 84
T&S Brass: 2866-40



Z80000-HI

Pre-rinse hose assembly with 6" insulated handle.

Model Number	List Price	Case Quantity	Unit Weight (lbs)
Z80000-HI24	\$ 102.00	1	1.5
Z80000-HI36	117.00	1	1.5
Z80000-HI72	142.00	1	3.0

Optional Accessories

No options.



Z80000-RS

Pre-rinse pipe support.

Model Number	List Price	Case Quantity	Unit Weight (lbs)
Z80000-RS	\$81.00	1	1.0

Optional Accessories

No options.

Chicago Equal: 902
T&S Brass: B-0110

Food Service Commercial Products

Pre-Rinse Accessories



61699001

Riser inlet adapter for 3/8" NPT connection.

Model Number	List Price
61699001	\$11.90


G66601

Chrome-plated in-line vacuum breaker – female.

Model Number	List Price
G66601	\$69.00

Optional Accessories

-12F



G66602

Chrome-plated in-line vacuum breaker – male.

Model Number	List Price
G66602	\$69.00

Optional Accessories

-12M

Repair Parts

Pre-Rinse Repair Parts

Model Number	List Price	Description
G66001	\$69.00	Self-closing Cartridge
G66002	43.00	Spray-Face Repair Kit
G66003	43.00	Handle and Coupling Screw
G66004	46.00	Handle, Washer, and Ring
G66005	35.00	Male x Female Adaptor and Washers
61896001	69.00	Pre-Rinse Hose Spring
92407001	35.00	Pre-Rinse Valve Repair Kit (New Style)

G66001



G66002



G66003




G66004



G66005



61896001



Pot Fillers

Z826H1-XL-R23-11F

Pot filler.

Model Number	List Price	Case Quantity	Unit Weight (lbs)
Z826H1-XL-R23-11F	\$602.00	1	6.0

Optional Accessories

-MYCS, -2F, -3F, -4F

Chicago Equal: N/E
T&S Brass Equal: N/E



Z826F1-XL-R23-11F

Pot filler.

Model Number	List Price	Case Quantity	Unit Weight (lbs)
Z826F1-XL-R23-11F	\$602.00	1	6.0

Optional Accessories

-MYCS, -2F, -3F, -4F

Chicago Equal: N/E
T&S Brass Equal: N/E



Z842P1-XL-PF1

Pot filler.

Model Number	List Price	Case Quantity	Unit Weight (lbs)
Z842P1-XL-PF1	\$984.00	1	8.5

Optional Accessories

-WHK1

Chicago Equal: 512-GC
T&S Brass Equal: B-0610



Z875P1-PF1

Pot filler.

Model Number	List Price	Case Quantity	Unit Weight (lbs)
Z875P1-PF1	\$777.00	1	6.0

Optional Accessories

-H24, -H36, -H48, -H72, -LH

Chicago Equal: 860
T&S Brass Equal: B-0605

Food Service Commercial Products

Pot Fillers



Z875F1-15F

Wall mounted faucet with 6" cast spout and lever handle.

Model Number	List Price	Case Quantity	Unit Weight (lbs)
Z875F1-15F	\$258.00	6	2.5

Optional Accessories

-LH, -2F, -3F, -4F, -11F, -16F, -17F, -18F, -19F, -21F, -22F

Chicago Equal: 332
T&S Brass Equal: B-0216



Z875K1-15F

Wall mounted faucet with 13" double-jointed spout and lever handle.

Model Number	List Price	Case Quantity	Unit Weight (lbs)
Z875K1-15F	\$334.00	6	2.5

Optional Accessories

-DJ18, -LH, -2F, -3F, -4F, -11F, -16F, -17F, -18F, -19F, -21F, -22F

Chicago Equal: N/E
T&S Brass Equal: B-0262



Z875H1-8XT-15F

Wall mounted faucet with 12" tubular brass swing spout and lever handle.

Model Number	List Price	Case Quantity	Unit Weight (lbs)
Z875H1-8XT-15F	\$297.00	6	2.5

Optional Accessories

-LH, -11F, -16F, -17F, -18F, -19F, -21F, -22F

Chicago Equal: 334-CP
T&S Brass Equal: N/E

Sink and Service Sink Faucets



Z825B1-XL-15F

Single water faucet with 5-3/8" gooseneck and lever handle.

Model Number	List Price	Case Quantity	Unit Weight (lbs)
Z825B1-XL-15F	\$248.00	1	3.0

Optional Accessories -FC, -G, -PT, -2F, -3F, -4F, -5F, -11F, -12F, -16F, -17F, -18F, -19F, -21F, -22F

Chicago Equal: 350
T&S Brass Equal: B-0305



Z826A1-XL-15F

Dual water faucet with 3-1/2" gooseneck and lever handles.

Model Number	List Price	Case Quantity	Unit Weight (lbs)
Z826A1-XL-15F	\$355.00	1	5.0

Optional Accessories -FC, -G, -MY, -PT, -2F, -3F, -4F, -5F, -11F, -12F, -16F, -17F, -18F, -19F, -21F, -22F

Chicago Equal: 50
T&S Brass Equal: B-0300



Z812C4-XL-15F

Centerset faucet with 8" gooseneck and 4" wrist blades.

Model Number	List Price	Case Quantity	Unit Weight (lbs)
Z812C4-XL-15F	\$417.00	6	5.0

Optional Accessories -FC, -G, -GH, -2F, -3F, -4F, -5F, -11F, -16F, -17F, -18F, -19F, -21F, -22F

Chicago Equal: 895-317-GN8B
T&S Brass Equal: N/E



Z812B1-XL-15F

Centerset faucet with 5-3/8" gooseneck and lever handles.

Model Number	List Price	Case Quantity	Unit Weight (lbs)
Z812B1-XL-15F	\$369.00	6	4.5

Optional Accessories -FC, -G, -PT, -WM, -2F, -3F, -4F, -5F, -11F, -16F, -17F, -18F, -19F, -21F, -22F

Chicago Equal: 526
T&S Brass Equal: B-0325

Sensor Flush Valves and Faucets

Manual Flush Valves

Aquaparts® Parts and Assemblies

AquaSpec® Commercial Faucets

Temp-Gard® Products

Tubular Brass Plumbing Products

Commercial Fixtures

Food Service Commercial Products

Sink and Service Sink Faucets



Z831S1-XL-15M

Widespread with 8" bent riser spout and lever handles.

Model Number	List Price	Case Quantity	Unit Weight (lbs)
Z831S1-XL-15M	\$450.00	6	6.0

Optional Accessories -CWO, -G, -GH, -HS6, -ICT, -P, -PT, -2M, -3M, -4M, -5M, -11M, -16M, -17M, -18M, -19M, -21M, -22M

Chicago Equal: 201A-HA8
T&S Brass Equal: B-2386



Z841K1-XL-15F

Back mounted faucet with 13" double-jointed spout and lever handles.

Model Number	List Price	Case Quantity	Unit Weight (lbs)
Z841K1-XL-15F	\$430.00	6	6.0

Optional Accessories

-DJ18, -SSI, -2F, -3F, -4F, -11F, -16F, -17F, -18F, -19F, -21F, -22F

Chicago Equal: 445-DJ13
T&S Brass Equal: N/E



Z842J4-XL-DM-15F

Deck mounted faucet with 9-1/2" tubular spout and wrist blade handles.

Model Number	List Price	Case Quantity	Unit Weight (lbs)
Z842J4-XL-DM-15F	\$461.00	6	5.5

Optional Accessories

-CS, -2F, -3F, -4F, -5F, -11F, -16F, -17F, -18F, -19F, -21F, -22F

Chicago Equal: N/E
T&S Brass Equal: N/E



Z841G1-XL-15F

Deck mounted faucet with 8" cast spout and lever handles.

Model Number	List Price	Case Quantity	Unit Weight (lbs)
Z841G1-XL-15F	\$423.00	1	5.5

Optional Accessories

-DM, -SSI, -2F, -3F, -4F, -11F, -16F, -17F, -18F, -19F, -21F, -22F

Chicago Equal: 445-L8
T&S Brass Equal: N/E



Z812Y1-XL-TWM-15F

Wall mounted faucet with 6" double bend spout and lever handles.

Model Number	List Price	Case Quantity	Unit Weight (lbs)
Z812Y1-XL-TWM-15F	\$343.00	6	6.0

Optional Accessories

-11F, -16F, -17F, -18F, -19F, -21F, -22F

Chicago Equal: 521
T&S Brass Equal: N/E



Z841H1-XL-15F

Deck mounted faucet with 12" tubular spout and lever handles.

Model Number	List Price	Case Quantity	Unit Weight (lbs)
Z841H1-XL-15F	\$381.00	1	5.5

Optional Accessories

-DM, -SSI, -2F, -3F, -4F, -11F, -16F, -17F, -18F, -19F, -21F, -22F

Chicago Equal: 445-L12
T&S Brass Equal: B-0236



Z841J1-XL-15F

Back mounted faucet with 9-1/2" tubular spout and lever handles.

Model Number	List Price	Case Quantity	Unit Weight (lbs)
Z841J1-XL-15F	\$382.00	6	5.0

Optional Accessories

-SSI, -2F, -3F, -4F, -11F, -16F, -17F, -18F, -19F, -21F, -22F

Chicago Equal: 445-L9
T&S Brass Equal: B-0235



Z841J1-18-15F

Back mounted faucet with 10" tubular brass swing spout and lever handles.

Model Number	List Price	Case Quantity	Unit Weight (lbs)
Z841J1-18-15F	\$423.00	1	6.0

Optional Accessories

-11F, -16F, -17F, -18F, -19F, -21F, -22F

Chicago Equal: N/E
T&S Brass Equal: B-0235

Sink and Service Sink Faucets



Z841F1-XL-15F

Service sink faucet with 6" cast spout and lever handles.

Model Number	List Price	Case Quantity	Unit Weight (lbs)
Z841F1-XL-15F	\$411.00	1	5.0

Optional Accessories

-DM, -SSI, -2F, -3F, -4F, -11F, -16F, -17F, -18F, -19F, -21F, -22F

Chicago Equal: 445
T&S Brass Equal: B-0237



Z842J1-XL-15F

Back mounted sink faucet with 9-1/2" tubular spout and lever handles.

Model Number	List Price	Case Quantity	Unit Weight (lbs)
Z842J1-XL-15F	\$406.00	1	5.5

Optional Accessories

-DM, -LSI, -2F, -3F, -4F, -11F, -16F, -17F, -18F, -19F, -21F, -22F

Chicago Equal: 540-LD-L9
T&S Brass Equal: B-2342



Z842K1-XL-15F

Back mounted sink faucet with 13" double-jointed spout and lever handles.

Model Number	List Price	Case Quantity	Unit Weight (lbs)
Z842K1-XL-15F	\$443.00	1	6.5

Optional Accessories

-DJ18, -DM, -LSI, -2F, -3F, -4F, -11F, -16F, -17F, -18F, -19F, -21F, -22F

Chicago Equal: 54-LD-DJ13
T&S Brass Equal: B-0265



Z842G1-XL-15F

Back mounted sink faucet with 8" cast spout and lever handles.

Model Number	List Price	Case Quantity	Unit Weight (lbs)
Z842G1-XL-15F	\$364.00	1	5.5

Optional Accessories

-DM, -LSI, -2F, -3F, -4F, -11F, -16F, -17F, -18F, -19F, -21F, -22F

Chicago Equal: 540-LD-L8
T&S Brass Equal: N/E



Z842H1-XL-15F

Back mounted sink faucet with 12" tubular spout and lever handles.

Model Number	List Price	Case Quantity	Unit Weight (lbs)
Z842H1-XL-15F	\$408.00	1	5.5

Optional Accessories

-DM, -LSI, -2F, -3F, -4F, -11F, -16F, -17F, -18F, -19F, -21F, -22F

Chicago Equal: 540-LD-L12
T&S Brass Equal: B-2191



Z842J1-18-15F

Back mounted service sink faucet with 18" tubular brass swing spout and lever handles.

Model Number	List Price	Case Quantity	Unit Weight (lbs)
Z842J1-18-15F	\$447.00	1	6.0

Optional Accessories

-DM, -11F, -16F, -17F, -18F, -19F, -21F, -22F

Chicago Equal: N/E
T&S Brass Equal: B-0290



Z842F1-XL-15F

Back mounted sink faucet with 6" cast spout and lever handles.

Model Number	List Price	Case Quantity	Unit Weight (lbs)
Z842F1-XL-15F	\$343.00	1	5.0

Optional Accessories

-DM, -LSI, -2F, -3F, -4F, -11F, -16F, -17F, -18F, -19F, -21F, -22F

Chicago Equal: 540-LD
T&S Brass Equal: N/E



Z871C1-XL-TWM-15F

Back mounted sink faucet with 8" rigid/swing gooseneck spout and lever handles.

Model Number	List Price	Case Quantity	Unit Weight (lbs)
Z871C1-XL-TWM-15F	\$469.00	6	6.0

Optional Accessories

-11F, -16F, -17F, -18F, -19F, -21F, -22F

Chicago Equal: N/E
T&S Brass Equal: B-1147

Food Service Commercial Products

Sink and Service Sink Faucets



Z843M1

Service sink faucet with 6" vacuum breaker spout, lever handles, pail hook, 3/4" hose end and brace.



Model Number	List Price	Case Quantity	Unit Weight (lbs)
Z843M1	\$402.00	6	5.8

Optional Accessories

-CS, -LSI, -WHK, -5H

Chicago Equal: 897
T&S Brass Equal: B-0067-POL



Z843M1-RC

Service sink faucet with 6" vacuum breaker spout, lever handles, pail hook, 3/4" hose end and brace; rough chrome plated.



Model Number	List Price	Case Quantity	Unit Weight (lbs)
Z843M1-RC	\$342.00	6	5.8

Optional Accessories

-CS, -LSI, -WHK, -5H

Chicago Equal: 897-RC
T&S Brass Equal: B-0067-RC

G67851 "A"



G67852 "B"



G67853 "C"



G67890 "F"



G67891 "G"



G67892 "H"



G67893 "I"



G67894 "J"



G67963 "S"



G66619 "J-18"



G67895 "K"



G67964 "Y"



Spouts: Lead-Free



Food Service Gooseneck Faucet Spouts

Model Number	List Price	Product Description
G67851	\$63.00	3-1/2" Centerline Gooseneck "A" Spout
G67852	66.00	5-3/8" Centerline Gooseneck "B" Spout
G67853	113.00	8" Centerline Gooseneck "C" Spout

Food Service Faucet Cast Brass Spouts

Model Number	List Price	Product Description
G67890	\$62.00	6" Cast Brass Spout "F"
G67891	87.00	8" Cast Brass Spout "G"

Food Service Faucet Tubular Brass Spouts

Model Number	List Price	Product Description
G67892	\$ 43.00	12" Tubular Brass Spout "H"
G67893	52.00	14" Tubular Brass Spout "I"
G67894	41.00	9-1/2" Tubular Brass Spout "J"
G67963	134.00	8" Bent Riser Spout "S"
G66619	83.00	18" Tubular Brass Spout "J-18"
G67964	48.00	6" Tubular Brass Spout "Y"

Food Service Faucet Double-Jointed Spouts

Model Number	List Price	Product Description
G67895	\$173.00	13" Double-Jointed Spout "K"
G62494	183.00	18" Double-Jointed Spout "K-DJ18"

Note: Spouts are shipped complete with 5/8" spout nut. (Aerators must be ordered separately.)


Food Service Commercial Products

Aerators

Female Aerators

Model Number	List Price	Product Description
G63504	\$9.60	1F 2.2 GPM Aerator
G62619	19.10	2F 2.2 GPM VR Aerator
G62620	19.10	3F 0.5 GPM VR Spray Outlet
G62621	34.00	4F 2.2 GPM VR Laminar Flow
G63509	39.00	5F 2.2 GPM Rosette Spray
G63258	27.00	6F Serrated Tip
G66696	31.00	7F 1.0 GPM Spray Outlet
G63511	34.00	9F 2.0 GPM Swivel Aerator
G63413	19.10	10F 3/4" Hose Thread Adaptor
G63512	19.10	11F Single Screen Outlet
G67774	19.10	14F 2.2 GPM Laminar Flow
G66625	9.60	15F Full Flow Female Outlet
G66697	23.80	16F 1.0 GPM VR Spray Outlet
G66695	22.80	17F 1.5 GPM VR Aerator
G66700	25.00	18F 1.5 GPM Laminar Flow
G67795	59.00	19F 1.5 GPM Anti-Microbial Laminar Flow
G67816	25.00	21F 1.0 GPM Female Laminar Flow Outlet
G67817	35.00	22F 1.0 GPM Vandal-Resistant Female Laminar Flow Outlet
G67925	35.00	23F 1.5 GPM Female Aerator
G68013	16.00	24F 0.35 GPM Female Non-Aerated Flow Outlet
G68015	26.00	25F 0.35 GPM Female VR Non-Aerated Flow Outlet


Aerator prices may be used as list additions onto models.
Units are provided with 15M or 15F standard.



Male Aerators

Model Number	List Price	Product Description
G63505	\$9.60	1M 2.2 GPM PC Aerator
G63506	19.10	2M 2.2 GPM VR Aerator
G63507	19.10	3M 0.5 GPM VR Spray Outlet
G63508	34.00	4M 2.2 GPM VR Laminar Flow
G62753	39.00	5M 2.0 GPM Rosette Spray
G61318	27.00	6M Serrated Tip
G63561	9.60	7M 1.0 GPM Spray Outlet
G63411	34.00	9M 2.0 GPM Swivel Aerator
G63414	19.10	10M 3/4" Hose Thread Adaptor
G63384	19.10	11M Single Screen Outlet
G67775	19.10	14M 2.2 GPM Laminar Flow
G66626	9.60	15M Full Flow Male Outlet
G66698	23.80	16M 1.0 GPM VR Spray Outlet
G66699	22.80	17M 1.5 GPM VR Aerator
G66701	25.00	18M 1.5 GPM Laminar Flow
G67796	59.00	19M 1.5 GPM Anti-Microbial Laminar Flow
G67814	25.00	21M 1.0 GPM Male Laminar Flow Outlet
G67815	35.00	22M 1.0 GPM Vandal-Resistant Male Laminar Flow Outlet
G67924	35.00	23M 1.5 GPM Male Aerator
G68012	14.40	24M 0.35 GPM Male Non-Aerated Flow Outlet
G68014	23.50	25M 0.35 GPM Male VR Non-Aerated Flow Outlet

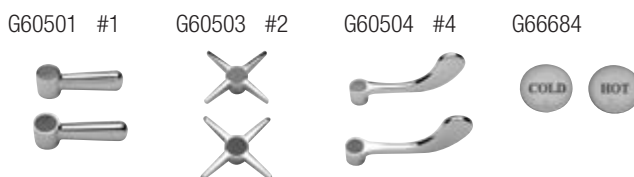
Aerator prices may be used as list additions onto models.
Units are provided with 15M or 15F standard.



Food Service Faucet Handles (Pair)

Model Number	List Price	Product Description
G60501	\$35.00	2-1/2" Lever Handles - #1
G60503	39.00	Four Arm Handles - #2
G60504	118.00	4" Wrist Blade Handles - #4
G66684	10.40	Decorative Hot/Cold Indexes

Handle bag contains: two handles - one red index, one blue index, and two 10-32 x .75 Phillips head screws.



Sensor Flush
Valves and Faucets

Manual Flush Valves

Aquaparts® Parts
and Assemblies

AquaSpec®
Commercial Faucets

Temp-Gard®
Products

Tubular Brass
Plumbing Products

Commercial Fixtures

Glass and Pitcher Fillers



Z83500-XL
Glass filler.

Model Number	List Price	Case Quantity	Unit Weight (lbs)
Z83500	\$341.00	1	2.5

Optional Accessories

-D13, -WM

Chicago Equal: 709
T&S Brass Equal: B-1210



Z83500-XL-WM
Glass filler.

Model Number	List Price	Case Quantity	Unit Weight (lbs)
Z83500-WM	\$285.00	1	1.0

Optional Accessories

No options.

Chicago Equal: N/E
T&S Brass Equal: N/E

Retractable Hose Reels



Z89000-PR1
Wall mounted retractable 35' hose reel.

Model Number	List Price	Case Quantity	Unit Weight (lbs)
Z89000-PR1	\$1,942.00	1	28

Optional Accessories

-PR2, -PR3, -PR4

Chicago Equal: 537
T&S Brass Equal: B-1403



Z89100-PR1
Wall mounted retractable 25' hose reel.

Model Number	List Price	Case Quantity	Unit Weight (lbs)
Z89100-PR1	\$1,699.00	1	23.5

Optional Accessories

-PR2, -PR3, -PR4

Chicago Equal: 549
T&S Brass Equal: B-1407



Z89200-PR1
Retractable 50' hose reel.

Model Number	List Price	Case Quantity	Unit Weight (lbs)
Z89200-PR1	\$2,101.00	1	30.0

Optional Accessories

-PR2, -PR3, -PR4

Chicago Equal: N/E
T&S Brass Equal: N/E



Z89000-PR1-SS
Wall mounted retractable 35' hose reel.

Model Number	List Price	Case Quantity	Unit Weight (lbs)
Z89000-PR1-SS	P.O.A.	1	28.0

Optional Accessories

-PR2, -PR3, -PR4

Chicago Equal: N/E
T&S Brass Equal: N/E

Retractable Hose Reels

Z89000-PR1-ENC

Wall mounted retractable 35' hose reel.



Model Number	List Price	Case Quantity	Unit Weight (lbs)
Z89000-PR1-ENC	\$2,209.00	1	30.0

Optional Accessories

-PR2, -PR3, -PR4

Chicago Equal: 537NF
T&S Brass Equal: B-1400

Hose Reel Accessories

Z80000-PR4

High pressure wash down spray gun with brass internal housing.



Model Number	List Price	Case Quantity	Unit Weight (lbs)
Z80000-PR4	\$412.00	1	1.0

Optional Accessories

No options.

Chicago Equal: N/E
T&S Brass Equal: MV-0516-22

Z80000-XL-EVB

Elevated atmospheric vacuum breaker.



Model Number	List Price	Case Quantity	Unit Weight (lbs)
Z80000-EVB	\$287.00	1	2.0

Optional Accessories

No options.

Chicago Equal: 892
T&S Brass Equal: B-0929

Z87302-CWO

Shower valve body, cold water only.



Model Number	List Price	Case Quantity	Unit Weight (lbs)
Z87302-CWO	\$117.00	1	1.5

Optional Accessories

-IS

Chicago Equal: 770
T&S Brass Equal: B-1025

Z87302-IS-CS



Model Number	List Price	Case Quantity	Unit Weight (lbs)
Z87302-IS-CS	\$438.00	1	4.0

Optional Accessories

No options.

Chicago Equal: N/E
T&S Brass Equal: N/E

Food Service Commercial Products

Basket Strainers



ZSS250-PC

Chrome-plated brass body with the "It Can't Skip" locknut. Stick-type stainless basket. Neoprene stopper.

Model Number	List Price	Case Quantity
ZSS250-PC	\$38.00	40

Optional Accessories

No options.



ZTT461-PC

Chrome-plated brass body with the "It Can't Skip" locknut. Four-prong stainless basket. Neoprene stopper.

Model Number	List Price	Case Quantity
ZTT461-PC	\$38.00	40

Optional Accessories

No options.



ZSS3000B-SS

Stainless steel stick type – stainless basket. Long shank for use with stainless steel sink.

Model Number	List Price	Case Quantity
ZSS3000B-SS	\$37.00	32

Optional Accessories

No options.



ZR426B-SS

Jr. 2" basket strainer. All stainless steel; crumb-cup style.

Model Number	List Price	Case Quantity
ZR426B-SS	\$16.00	34

Optional Accessories

No options.



Pot Filler Accessories

Z80000-XL-HI

Pre-rinse hose assembly with 6" insulated handle.

Model Number	List Price	Case Quantity	Unit Weight (lbs)
Z80000-XL-HI24	\$ 112.00	1	1.5
Z80000-XL-HI36	129.00	1	1.5
Z80000-XL-HI72	156.00	1	3.0

Optional Accessories

No options.



Z80000-XL-PF1

Pot filler. Available Q1 2011.

Model Number	List Price	Case Quantity	Unit Weight (lbs)
Z80000-XL-PF1	\$323.00	1	2.0


Optional Accessories

No options.

Chicago Equal: 84
T&S Brass: 2866-40



Commercial Brass
AquaSpec® Design Your Own Faucet



AquaSpec® Design Your Own Faucet

How To Order Zurn AquaSpec Component Parts To Design Your Own Faucet

Z 8 11 0 4 - OPTIONS

**Digit 2 and 3 - Faucet Body and
Operating Internals**

Digit 4 - Spout Type*

Digit 5 - Handle Type*

*When spout or handle is not required, specify a "zero."

Digits 2 and 3 = Body and Operating Internals

Z81100	4" Centerset Lavatory Faucet
Z81100-P	4" Centerset Lavatory Faucet with Pop-Up Drain
Z81200	4" Centerset Gooseneck Faucet
Z81200-P	4" Centerset Gooseneck Faucet with Pop-Up Drain
Z82500	Single Laboratory Faucet
Z82600	Double Laboratory Faucet
Z83100	6" to 18" Widespread Adjustable Faucet
Z83100-ICT	8" Widespread Faucet with Interconnecting Copper Supply Tubes
Z84100	Service Sink Faucet with 2-1/2" Swivel Inlets and Integral Stops
Z84200	Sink Faucet with 7-1/4"-8-3/4" Adjustable Short Swivel Inlets
Z87100	Cast 8" Center Deck Kitchen Faucet
Z87100-HS	Cast 8" Center Deck Kitchen Faucet with Hose and Spray

Digit 4 = Spout Selection

- A** 3-1/2" Centerline Gooseneck Spout
- B** 5-3/8" Centerline Gooseneck Spout
- C** 8" Centerline Gooseneck Spout
- D** 7-1/2" Cast Vacuum Breaker Spout with Bottom Support and Pipe Brace, Threaded Outlet and Pail Hook
- E** Wall-Mounted 7-1/2" Cast Spout, Top Brace and Pail Hook
- F** 6" Cast Spout
- G** 8" Cast Spout
- H** 12" Tubular Spout
- I** 14" Tubular Spout
- J** 9-1/2" Tubular Spout
- K** 13" Double Jointed Spout
- L** 2-1/2" Vacuum Breaker Spout with 3/4" Threaded Outlet
- M** 6" Vacuum Breaker Spout with 3/4" Threaded Outlet, Brace and Pail Hook
- N** 6" Vacuum Breaker Spout with 3/4" Threaded Outlet and Pail Hook
- P** 2-1/2" Vacuum Breaker Spout with 3/8" Threaded Outlet
- Q** 6" Vacuum Breaker Spout with Aerated Outlet
- R** 5" Low Profile Spout with Aerated Outlet
- S** 8" Bent Riser Spout with Aerated Outlet
- T** 4-1/2" Centerline Vacuum Breaker Spout with Aerated Outlet
- U** 6" Centerline Vacuum Breaker Spout with Aerated Outlet
- V** 8" Centerline Vacuum Breaker Spout with Aerated Outlet
- W** Pre-rinse 3/8" x 44" Riser with a 7-3/8" Swing Arm, 24" Stainless Steel Hose and Pipe Support
- X** Pre-rinse 3/8" x 23" Riser with a 36" Stainless Steel Spring Hose and Pipe Support
- Y** 6" Tubular Spout

Digit 5 = Handle Selection

- 1** 2-1/2" Vandal-Resistant Metal Lever Handle
- 2** Vandal-Resistant Metal Four Arm Handle
- 3** Vandal-Resistant Metal Dome Lever Handle
- 4** 4" Vandal-Resistant Metal Wrist Blade Handle
- 6** 6" Vandal-Resistant Metal Wrist Blade Handle
- 7** Metal Tee Handle

AquaSpec® Design Your Own Faucet

Digit 2 and 3 - Body Types



Z81100-XL
4" Centerset
Lavatory Faucet
\$155.00



Z81100-XL-P
4" Centerset Lavatory
Faucet and Pop-Up Drain
\$228.00



Z81200-XL
4" Centerset
Gooseneck Faucet
\$175.00



Z81200-XL-P
4" Centerset Gooseneck Faucet
and Pop-Up Drain
\$247.00



Z82500-XL
Single Laboratory Faucet
\$154.00



Z82600-XL
Double Laboratory Faucet
\$202.00



Z83100-XL
6" to 18" Widespread
Adjustable Faucet
\$283.00



Z83100-XL-ICT
6" to 18" Widespread
Adjustable Faucet with
Interconnecting Copper
Supply Tube
\$283.00



Z84100-XL
Service Sink Faucet
with 2-1/2" Swivel Inlets
and Integral Stops
\$229.00



Z84200-XL
Sink Faucet with
7-1/4"-8-3/4" Adjustable
Short Swivel Inlets
\$243.00



Z84300
Sink Faucet with
7-1/4"-8-3/4" Adjustable
Short Swivel Inlets
\$237.00



Z87100-XL
Cast 8" Center Deck
Kitchen Faucet
\$220.00



Z87100-XL-HS
Cast 8" Center Deck
Kitchen Faucet with
Hose and Spray
\$286.00

Sensor Flush
Valves and Faucets

Manual Flush Valves

Aquaparts® Parts
and Assemblies

AquaSpec®
Commercial Faucets

Temp-Gard®
Products

Tubular Brass
Plumbing Products

Commercial Fixtures

AquaSpec® Design Your Own Faucet

Digit 4 - Spout Types



-A G67851
3-1/2" Centerline
Gooseneck Spout
\$63.00



-B G67852
5-3/8" Centerline
Gooseneck Spout
\$66.00



-C G67853
8" Centerline
Gooseneck Spout
\$113.00



-F G67890
6" Cast Brass Spout
\$62.00



-G G67891
8" Cast Brass Spout
\$87.00



-H G67892
12" Tubular Brass
Swing Spout
\$43.00



-I G67893
14" Tubular Brass
Swing Spout
\$52.00



-J G67894
9-1/2" Tubular Brass
Swing Spout
\$41.00



-K G67895
13" Double-Jointed
Brass Swing Spout
\$173.00



-L G60526
2-1/2" Vacuum Breaker
Spout with Integral 3/4"
Hose Thread
\$143.00



-N G60556
6" Centerline Cast
Vacuum Breaker Spout
with 3/4" Hose Thread
\$186.00



-Q G61737
6" Centerline
Vacuum Breaker with
Threaded Outlet Spout
\$208.00



-S G67963
8" Bent Riser Spout
\$134.00



-T G67990
4-1/2" Centerline
Vacuum Breaker Spout
\$69.00



-U G67991
6" Centerline
Vacuum Breaker Spout
\$81.00



-V G67992
8" Centerline
Vacuum Breaker Spout
\$88.00



-Y G67964
6" Tubular Brass Spout
\$48.00

AquaSpec® Design Your Own Faucet

Digit 5 - Double and Single Handle Types

*No aerator assembly required.



-1 G60501
Two 2-1/2"
Lever Handles
\$35.00



-2 G60503
Two 3" Diameter
Four-Arm Handles
\$39.00



-3 G60515
Two 2"
Dome Lever Handles
\$45.00



-4 G60504
Two 4"
Wrist Blade Handles
\$118.00



-6 G60508
Two 6"
Wrist Blade Handles
\$128.00



-1 G61071
One 2-1/2"
Lever Handle
\$19.10



-2 G61072
One 3" Diameter
Four-Arm Handle
\$21.20



-3 G60573
One 2"
Dome Lever Handle
\$22.80



-4 G60574
One 4"
Wrist Blade Handle
\$60.00



-6 G60576
One 6"
Wrist Blade Handle
\$65.00

Sensor Flush
Valves and Faucets

Manual Flush Valves

Aquaparts® Parts
and Assemblies

AquaSpec®
Commercial Faucets

Temp-Gard®
Products

Tubular Brass
Plumbing Products

Commercial Fixtures






















AquaSpec® Design Your Own Faucet

Suffix Options




















Option - Aerator Types

*-1F Aerator regularly furnished (-1M for the "S" spout or G60525 for the -T, -U and -V spouts) unless otherwise specified. Neither -1F or -1M is required in product ID when ordering. All others should be noted.

Female Aerators

 -2F G62619 2.2 GPM [8.3 L] Vandal-resistant female aerator. \$19.10	 -3F G62620 0.5 GPM [1.9 L] Vandal-resistant female spray outlet. \$19.10	 -4F G62621 2.2 GPM [8.3 L] Vandal-resistant female laminar flow. \$34.00	 -5F G63509 2.0 GPM [7.6 L] Female spray outlet. \$39.00	 -6F G63258 Serrated tip for male spout. \$27.00
 -9F G63511 2.0 GPM [7.6 L] Female rotating aerator. \$34.00	 -10F G63413 3/4" [19 mm] Female garden hose connection. \$19.10	 -11F G63512 Female threaded single screen outlet. \$19.10	 -16F G66697 1.0 GPM [3.8 L] VR, PC Female Spray Outlet \$23.80	 -17F G66695 1.5 GPM [5.7 L] VR, PC Female Aerator 22.80
 -18F G66700 1.5 GPM [5.7 L] VR, PC Female Laminar Flow 25.00	 -19F G67795 1.5 GPM [5.7 L] Anti-microbial female laminar flow outlet. \$59.00	 -21F G67816 1.0 GPM [3.8 L] Female laminar flow outlet. \$25.00	 -22F G67817 1.0 GPM [3.8 L] VR female laminar flow outlet. \$35.00	 -23F G67925 1.5 GPM [5.7 L] Female aerator. \$35.00
 -24F G68013 0.35 GPM non-aerated female flow outlet. \$16.00	 -25F G68015 0.35 GPM VR non-aerated female flow outlet. \$26.00	 -27F G68047 0.5 GPM laminar female flow outlet. \$24.30	 -28F G68049 0.5 GPM VR laminar female flow outlet. \$24.30	

Male Aerators

 -2M G63506 2.2 GPM [8.3 L] Vandal-resistant male aerator. \$19.10	 -3M G63507 0.5 GPM [1.9 L] Vandal-resistant male spray outlet. \$19.10	 -4M G63508 2.2 GPM [8.3 L] Vandal-resistant male laminar flow. \$34.00	 -5M G62753 2.0 GPM [7.6 L] Male spray outlet \$39.00	 -6M G61318 Serrated tip for female spout. \$27.00
 -9M G63411 2.0 GPM [7.6 L] Male rotating aerator. \$34.00	 -10M G63414 3/4" [19mm] Male garden hose connection. \$19.10	 -11M G63384 Male threaded single screen outlet. \$19.10	 -16M G66698 1.0 GPM [3.8 L] VR, PC Male Spray Outlet \$23.80	 -17M G66699 1.5 GPM [5.7 L] VR, PC Male Aerator 22.80
 -18M G66701 1.5 GPM [5.7 L] VR, PC Male Laminar Flow 25.00	 -19M G67796 1.5 GPM [5.7 L] Anti-microbial male laminar flow outlet. \$59.00	 -21M G67814 1.0 GPM [3.8 L] Male laminar flow outlet. \$25.00	 -22M G67815 1.0 GPM [3.8 L] VR male laminar flow outlet. \$35.00	 -23M G67924 1.5 GPM [5.7 L] Male aerator. \$35.00
 -24M G68012 0.35 GPM non-aerated male flow outlet. \$14.40	 -25M G68014 0.35 GPM VR Non-Aerated male flow outlet. \$23.50	 -27M G68046 0.5 GPM laminar male flow outlet. \$15.50	 -28M G68048 0.5 GPM VR laminar male flow outlet. \$23.80	

AquaSpec® Repair Parts Price List

Female Aerators

Part No.	Description and Technical Information	List Price
G63504	1F: 2.2 GPM Pressure Compensating Female Aerator	\$9.60
G62619	2F: 2.2 GPM Vandal-Resistant Female Aerator	19.10
G62620	3F: 0.5 GPM Vandal-Resistant Female Spray Outlet	19.10
G62621	4F: 2.2 GPM Vandal-Resistant Female Laminar Flow Outlet	34.00
G63509	5F: 2.0 GPM Female Rosette Spray	39.00
G63258	6F: Female Serrated Tip for a Male Spout	27.00
G66696	7F: 1.0 GPM Pressure Compensating Female Spray Outlet	31.00
G65509	8F: Female Aspirator Pump for Goosenecks	135.00
G63511	9F: 2.0 GPM Female Rotating Aerator	34.00
G63413	10F: 3/4" Female Garden Hose Connection	19.10
G63512	11F: Female Threaded Single Screen Outlet	19.10
G66601	12F: Female Spout End Vacuum Breaker for Goosenecks	69.00
G67774	14F: Female 2.2 GPM Pressure Compensating Laminar Flow Outlet	19.10
G66697	16F: 1.0 GPM Vandal-Resistant Pressure Compensating Female Spray Outlet	23.50
G66695	17F: 1.5 GPM Vandal-Resistant Pressure Compensating Female Aerator	22.40
G66700	18F: 1.5 GPM Vandal-Resistant Pressure Compensating Female Laminar Flow	24.50
G67795	19F: 1.5 GPM Anti-Microbial Female Laminar Flow Outlet	59.00
G67816	21F: 1.0 GPM Female Laminar Flow Outlet	25.00
G67817	22F: 1.0 GPM Vandal-Resistant Female Laminar Flow Outlet	35.00
G67925	23F: 1.5 GPM Female Aerator	35.00
G68013	24F: 0.35 GPM Non-Aerated Female Flow Outlet	16.00
G68015	25F: 0.35 GPM Vandal Resistant Non-Aerated Female Flow Outlet	26.00
G68047	27F: 0.5 GPM Female Laminar Flow Outlet	24.00
G68049	28F: 0.5 GPM Vandal Resistant Female Laminar Flow Outlet	24.00

Male Aerators

Part No.	Description and Technical Information	List Price
G63505	1M: 2.2 GPM Pressure Compensating Male Aerator	\$9.60
G63506	2M: 2.2 GPM Vandal-Resistant Male Aerator	19.10
G63507	3M: 0.5 GPM Vandal-Resistant Male Spray Outlet	19.10
G63508	4M: 2.2 GPM Vandal-Resistant Male Laminar Flow Outlet	34.00
G62753	5M: 2.0 GPM Male Rosette Spray	39.00
G61318	6M: Male Serrated Tip for a Female Spout	27.00
G63561	7M: 1.0 GPM [2.5 GPC] 13/16"-27 Male Spray Outlet	9.60
G65508	8M: Male Aspirator Pump for Laboratory Spouts (T, U, V)	135.00
G63411	9M: 2.0 GPM Male Rotating Aerator	34.00
G63414	10M: 3/4" Male Garden Hose Connection	19.10
G63384	11M: Male Threaded Single Screen Outlet	19.10
G66602	12M: Male Spout End Vacuum Breaker for Laboratory Spouts (T, U, and V)	69.00
G60525	2.0 GPM Aerator P Adapter for the T, U, and V Spouts	9.60
G67775	14M: Male 2.2 GPM Pressure Compensating Laminar Flow Outlet	19.10
G66698	16M: 1.0 GPM Vandal-Resistant Pressure Compensating Male Spray Outlet	23.80
G66699	17M: 1.5 GPM Vandal-Resistant Pressure Compensating Male Aerator	22.80
G66701	18M: 1.5 GPM Vandal-Resistant Pressure Compensating Male Laminar Flow	25.00
G67796	19M: 1.5 GPM Anti-Microbial Male Laminar Flow Outlet	59.00
G67814	21M: 1.0 GPM Male Laminar Flow Outlet	25.00
G67815	22M: 1.0 GPM Vandal-Resistant Male Laminar Flow Outlet	35.00
G67924	23M: 1.5 GPM Male Aerator	35.00
G68012	24M: 0.35 GPM Non-Aerated Male Flow Outlet	14.40
G68014	25M: 0.35 GPM Vandal Resistant Non-Aerated Male Flow Outlet	23.50
Z68046	27M: 0.5 GPM Male Laminar Flow Outlet	15.50
G68048	28M: 0.5 GPM Vandal Resistant Male Laminar Flow Outlet	23.80

Aerator Adapters

Part No.	Description and Technical Information	List Price
58252001	Aerator Vandal-Resistant Wrench	\$2.10
60524001	Aerator Adapter for the T, U, and V Spouts/ 3/8 NPSM Male x 3/4-27 Male	4.20
61602001	Aerator Adapter 3/4-27 Male x 13/16-27 Male	4.20
61766001	Aerator Adapter 3/4-27 Female x 15/16-27 Female	4.20
62455001	Aerator Adapter 3/4-27 Female x 3/8-18 Female NPSM	4.20

Ceramic Disc XL Cartridges

Part No.	Description and Technical Information	List Price
59517005	Short Cold XL Quarter-Turn Ceramic Disc Cartridge	\$41.00
59517006	Short Hot XL Quarter-Turn Ceramic Disc Cartridge	41.00
59517007	Long Cold XL Quarter-Turn Ceramic Disc Cartridge	47.00
59517008	Long Hot XL Quarter-Turn Ceramic Disc Cartridge	47.00
G67922	Short Cold/Hot Quarter-Turn Ceramic Disc Cartridges	83.00
G67923	Long Cold/Hot Quarter-Turn Ceramic Disc Cartridges	94.00

Single Control Mixing Cartridges

Part No.	Description and Technical Information	List Price
63233001	Single Control Mixing Cartridge for Z823 and Z824	\$45.00
80242001	Single Control Mixing Cartridge for Z822	45.00
92882001	VR Single Control Mixing Cartridge for Z822	45.00
93354001	VR Single Control Mixing Cartridge for Z823 and Z824	45.00

Cover Plates

Part No.	Description and Technical Information	List Price
61534001	8" Cover Plate Assembly with Mounting Hardware for Z861, Z863, and Z825	\$134.00
G65333	4" Cover Plate Assembly with Mounting Hardware for Z861, Z863, and Z825	107.00
G65505	8" Cover Plate for the Z823 Faucet	134.00
G65506	4" Cover Plate for the Z822 Faucet	107.00
G65514	8" Cover Plate for the Z822 Faucet	134.00

Mixing Yokes

Part No.	Description and Technical Information	List Price
G61681	Suffix Option -MY: Mixing Yoke	\$34.00
G63361	Mixing Yoke for Z825, Z861, Z863	81.00
G63362	Mixing Yoke with Check Stops for Z826	81.00
G63363	Mixing Yoke with Check Stops for Z825, Z861, Z863	81.00



AquaSpec® Repair Parts Price List

Supply Arms

Part No.	Description and Technical Information	List Price
G60528	Long Supply Arm and Integral Stop Assembly	\$79.00
G60551	Rough Chrome Long Supply Arm with Integral Stop Assembly	66.00
G63347	Short Supply Arm with Check Stops	83.00
G63364	Long Supply Arm with Check Stops	149.00
G65336	Short Supply Arm Standard	41.00
G66604	Deck Mount Supply Arm Assembly for the Z841 and Z842	71.00
G66605	Deck Mount Supply Arm Assembly with Check Stops for the Z841 and Z842	79.00
G66618	90° Supply Arm Elbow with Check Stops for Exposed Pipe Installation	83.00

Metering Parts

Part No.	Description and Technical Information	List Price
G60561	Handle Nut Assembly	\$23.80
G61754	Metering Valve (Sleeve and Poppet)	45.00
G65503	Cap Sealing Washer Assembly for Metering Handle Nut	3.20
G68020	Metering Shank Filter Assembly	36.00
G67889	Metering Repair Kit	108.00

Body Assembly Parts and Mounting Hardware

Part No.	Description and Technical Information	List Price
59440001	Handle Nut	\$ 4.30
59532001	Brass Coupling Nut 1/2"	3.20
60077001	Widespread Cartridge Cap	7.50
60078001	Widespread Cartridge Escutcheon	15.00
60080002	Widespread Gooseneck Pop-Up Base with Lift Rod Hole	35.00
60082001	Tall Threaded Bell Escutcheon	16.00
60144001	Widespread Shank Seal	2.10
60145001	Widespread Shank Nut (for -ICT only)	3.20
60145002	Widespread Flex Mount Shank Nut	2.10
60146001	Widespread Base Mounting Nut	3.20
60147001	Widespread Base Mounting Washer	2.10
60148001	Widespread Base Mounting Gasket	2.10
60249332	Widespread Stainless Steel Flex Hose	11.90
60382001	Widespread Fitting Washer	2.10
60383001	E Type Retaining Ring	2.10
60444001	Widespread Body Friction Washer	2.10
60444002	Widespread Friction Washer	3.20
60445001	Widespread Body Mounting Nut	8.50
60455001	Widespread Gasket	2.10
60467001	Centerset Gooseneck Base (New Style)	36.00
60467002	Kitchen Faucet Base with C/L Mark	27.00
60505001	Pop-Up Drain Assembly (-P)	72.00
60807001	Handle Nut (for #7 Handle Option)	27.00
60816001	Widespread Metering Escutcheon	9.60
61276002	Widespread Flex Mount Base Assembly with Hole	36.00
61276003	Widespread Flex Mount Base Assembly	34.00
61283002	Flex Mount Tee Assembly with Third Water Way (Flex Only)	71.00
61319001	Kitchen Hose and Spray Assembly (Standard -HS Option)	66.00
61406001	Widespread Flat Handle Escutcheon (#3, #5 Handles Only)	9.60
61488001	Cover Plate Stud	2.10
61625001	Extension -2XT	36.00
61625002	Extension -5XT	77.00
63534001	Plug for the Lift Rod Hole for Z81200-P	2.10

Body Assembly Parts and Mounting Hardware, continued

Part No.	Description and Technical Information	List Price
G60502	Mounting and Coupling Nuts	\$ 9.60
G60530	Copper Supply Tubes for the Z822, Z823, Z824	25.00
G61073	Mounting Bag for the Z826	11.90
G61080	ICT Mounting Hardware Bag	27.00
G61859	Flex Mounting Hardware Bag	57.00
G63241	Mounting Components for Z82200	54.00
G63272	Brass Mounting Nuts	19.10
G63366	Mounting Nuts (Pair)	2.10
G63367	Mounting Nut (Single)	2.10
G67898	Tee Assembly for Z831 Flex	58.00
G65339	Mounting Hardware for -P	59.00
G67915	Copper Supply Tubes for the Z826	108.00

Single Handles

Part No.	Description and Technical Information	List Price
G61071	Single Handle Option #1: 2-1/2" Lever Handle	\$19.10
G61072	Single Handle Option #2: 3" Diameter Four-Arm Handle	21.20
G60573	Single Handle Option #3: 2" Dome Lever Handle	22.80
G60574	Single Handle Option #4: 4" Wrist Blade Handle	60.00
G60576	Single Handle Option #6: 6" Wrist Blade Handle	65.00
G63464	Single Handle Option #7: Tee Handle (No Indexes Available)	21.20

Handle Bag Contains: One Handle, One Red Index, One Blue Index, One Black Index, and One 10-32 x .75 Phillips Head Screw.

Pair of Handles

Part No.	Description and Technical Information	List Price
G60501	Handle Option #1: Two 2-1/2" Lever Handles	\$35.00
G60503	Handle Option #2: Two 3" Diameter Four-Arm Handles	39.00
G60515	Handle Option #3: Two 2" Dome Lever Handles	45.00
G60504	Handle Option #4: Two 4" Wrist Blade Handles	118.00
G60508	Handle Option #6: Two 6" Wrist Blade Handles	128.00

Handle Bag Contains: Two Handles, One Red Index, One Blue Index, and Two 10-32 x .75 Phillips Head Screws.

Metering Handles

Part No.	Description and Technical Information	List Price
G60522	Single Tempered Push Handle Assembly Metering	\$41.00
G61640	Single Hot Metering Handle	41.00
G61641	Single Cold Metering Handle	41.00
G61830	Hot and Cold Metering Handle	77.00

Handle Bag Contains: Index, Setscrew, and Handle.

G66678	Single Hot Institutional Metering Handle	54.00
G66679	Single Cold Institutional Metering Handle	54.00
G66680	Single Tempered Institutional Metering Handle	54.00
G66681	Metering Rocker Handle, Hot	67.00
G66682	Metering Rocker Handle, Cold	67.00
G66683	Metering Rocker Handle, Tempered	67.00

(Does not include index and setscrew.)

AquaSpec® Repair Parts Price List

Handle Parts

Part No.	Description and Technical Information	List Price
59454001	Red Plastic Index Button for Handles	\$ 2.10
59454002	Blue Plastic Index Button for Handles	2.10
59454003	Black Plastic Index Button for Handles	2.10
60460001	Red Plastic Index Button for Metering Handles	2.10
60460002	Blue Plastic Index Button for Metering Handles	2.10
60460003	Black Plastic Index Button for Metering Handles	2.10
62464001	10-32 x .75 Stainless Steel Phillips Handle Screw	2.10
62705001	Metering Handle Setscrew	2.10
63234001	1/4" Knurled Cup Point Setscrew for Single Control Handle	2.10
G60500	One Hot and One Cold Index Bag	2.10
G63237	Single Control Handle Assembly	113.00
G60548	Color-Coded Index Bag: Red/Black/Blue	2.10
G60558	Metering Index Bag: Blue, Black, Red	2.10
G60562	Indexes Metering Hot and Cold	2.10
G66684	Decorative Hot/Cold Indexes	10.40

Spouts

Part No.	Description and Technical Information	List Price
G61920	'D' Spout: 7-1/2" Cast Vacuum Breaker Spout with Bottom Support and Pipe Brace	111.00
G61922	'D' Spout (-LVB): 7-1/2" Cast Spout with Threaded Outlet and Pail Hook	177.00
G61995	'E' Spout: Wall-Mounted 7-1/2" Cast Spout Top Brace and Pail Hook	89.00
G66619	'J-18' Spout: 18" Tubular Brass Swing Spout	83.00
G63510	DJ-18 Lower Spout Assembly for Use with 'K' Spout	27.00
G62494	'K-DJ-18' Spout: Used with the K Spout for 18" Length	183.00
G61078	Lower Spout Assembly for 'K' Spout	64.00
G60553	'L' Spout (Rough Chrome): 2-1/2" Vacuum Breaker Spout with Integral 3/4" Hose Thread	143.00
G60526	'L' Spout: 2-1/2" Vacuum Breaker Spout with Integral 3/4" Hose Thread	143.00
G60554	'M' Spout: 5" Vacuum Breaker Spout with Wall Brace	186.00
G60555	'M' Spout (Rough Chrome): 5" Vacuum Breaker Spout with Wall Brace	186.00
G60556	'N' Spout: 6" Centerline Cast Vacuum Breaker Spout with 3/4" Hose Thread	186.00
G60557	'N' Spout Less Hook (Rough Chrome): 6" Centerline Cast Vacuum Breaker Spout with 3/4" Hose Thread	160.00
G61737	'Q' Spout: 6" Centerline Cast Vacuum Breaker Spout with Hose Thread	208.00

Spouts are shipped completed with a 5/8" spout nut.

(Aerators must be ordered separately.)

XL Spouts

Part No.	Description and Technical Information	List Price
G67851	'A' Spout: 3-1/2" Centerline Gooseneck	\$ 63.00
G67856	'A' Spout: 3-1/2" Flow Control Centerline	63.00
G67983	'A' Swing Spout: 140° Restricted	190.00
G67852	'B' Spout: 5-3/8" Centerline Gooseneck	66.00
G67857	'B' Spout: 5-3/8" Flow Control Centerline	72.00
G67984	'B' Swing Spout: 140° Restricted	201.00
G67853	'C' Spout: 8" Centerline Gooseneck	113.00
G67858	'C' Spout: 8" Flow Control Centerline	125.00
G67985	'C' Swing Spout: 140° Restricted	252.00
G67890	'F' Spout: 6" Cast Brass	62.00
G67891	'G' Spout: 8" Cast Brass	87.00
G67892	'H' Swing Spout: 12" Tubular Brass	43.00
G67893	'I' Swing Spout: 14" Tubular Brass	52.00
G67894	'J' Swing Spout 9-1/2" Tubular Brass	41.00
G67987	'J' Swing Spout: 140° Restricted	170.00
G67895	'K' Swing Spout: 13" Double-Jointed Brass	173.00
G67866	'R' Spout: 5" Centerline Flex Connection with Pop-up	97.00
G67867	'R' Spout: 5" Centerline Flex Connection	97.00
G67868	'R' Spout: 5" Centerline Low Profile -ICT	97.00
G67869	'R' Spout: 5" Centerline Low Profile -ICT with Pop-up	97.00
G67986	'S' Swing Spout: 140° Restricted	274.00
G67963	'S' Spout 8" Bent Riser Spout	134.00
G67990	'T' Spout 4-1/2" Centerline Vacuum Breaker Spout	69.00
G67991	'U' Spout 6" Centerline Vacuum Breaker Spout	81.00
G67992	'V' Spout 8" Centerline Vacuum Breaker Spout	88.00
G67964	'Y' Spout 6" Tubular Brass Spout	48.00

Spout Parts

Part No.	Description and Technical Information	List Price
58155018	Gooseneck O-ring	\$ 2.10
59435001	Spout Nut	8.50
59436001	Rigid Washer for Spouts	2.10
59441001	Bearing Washer	4.20
59459001	Spout Seal	2.10
59460001	Retaining Ring	2.10
59666001	Split Swing Washer	2.10
60510001	2.0 GPM Flow Control Assembly	11.90
60549001	Friction Washer	2.10
60951001	3/8" Vacuum Breaker Polished Chrome Plated	41.00
61896001	Pre-Rinse Hose Spring	69.00
62301001	VB Repair Kit 1/2"	22.80
63219001	VB Repair Kit 3/8"	22.80
G60523	Spout Repair Kit Swing Only (Contains: 59441001, 59460001, and 59459001)	8.50
G61924	2XT Brace Assembly	69.00
G61928	5XT Brace Assembly	77.00

Sensor Flush
Valves and Faucets

Manual Flush Valves

Aquaparts® Parts
and Assemblies

AquaSpec®
Commercial Faucets

Temp-Gard®
Products

Tubular Brass
Plumbing Products

Commercial Fixtures

AquaSpec® Repair Parts Price List

Pre-Rinse Repair Parts

Part No.	Description and Technical Information	List Price
92407001	Pre-Rinse Valve Repair Kit (New Style)	\$35.00
G66001	Self-Closing Cartridge (Old Style)	69.00
G66002	Spray-Face Repair Kit (Old Style)	43.00
G66004	Handle, Washer, and Ring (Old Style)	46.00
G66005	M x F Adapter and Washers	35.00

Foot Pedal Parts

Part No.	Description and Technical Information	List Price
59738001	Foot Pedal Spring (Left)	\$ 2.10
59738002	Foot Pedal Spring (Right)	3.20
59739001	Foot Pedal Screw	2.10
59742001	Foot Pedal Screw	2.10
59742002	Foot Pedal Screw	2.10
59743001	Elongated Nut	8.50
59744002	Foot Pedal Pivot Plate	3.20
59843001	Foot Pedal Pivot Plate Bolt	3.20
59845001	Foot Pedal Bracket	22.80
59845002	Foot Pedal Bracket	22.80
60749001	Foot Pedal Screw	2.10
60751001	Foot Pedal Ground Joint Adapter	11.90
60751002	Ground Joint Adapter	16.00
60752001	Foot Pedal Nut	8.50
60806001	Foot Pedal Stop Body	18.10
60807001	Foot Pedal Stop Nut	27.00
80348001	Short Foot Pedal with No Marking	22.80
80348002	Short Foot Pedal Marked "H"	22.80
80348003	Short Foot Pedal Marked "C"	22.80
80428001	Long Foot Pedal with No Marking	79.00
80428002	Long Foot Pedal Marked "H"	79.00
80428003	Long Foot Pedal Marked "C"	79.00
80499001	Medium Foot Pedal with No Marking	39.00
80499002	Medium Foot Pedal Marked "H"	39.00
80499003	Medium Foot Pedal Marked "C"	39.00
G62682	Poppet Assembly for Foot Pedal (Old Style)	50.00
G61683	Cartridge Assembly for Foot Pedal (Old Style)	35.00
G65503	Cap Sealing Washer Assembly for Metering Handle Nut	3.20
G63229	Foot Pedal Stop Body Assembly	117.00
G66001	Self-Closing Valve Replacement Cartridge	69.00

AquaSpec® Repair Parts Price List

Numerical Listing

Part No.	Description and Technical Information	List Price
58155009	Double Laboratory Copper Supply Tube O-ring	\$ 2.10
58155011	O-ring	2.10
58155013	Service Supply Sink Arm Integral Stop O-ring	2.10
58155014	Supply Arm Fitting O-ring	2.10
58155019	Centerset Gooseneck Base O-ring	2.10
58155020	O-ring	2.10
58155021	Widespread Body O-ring	2.10
58155024	O-ring	2.10
58155128	O-ring	2.10
58252001	Vandal-Resistant Wrench	2.10
58314042	Metering Handle Setscrew (Replaced by 62705001)	—
59435001	Spout Nut	8.50
59436001	Rigid Washer for Spouts	2.10
59440001	Handle Nut	4.30
59441001	Bearing Washer	4.20
59454001	Red Plastic Index Button for Handles	2.10
59454002	Blue Plastic Index Button for Handles	2.10
59454003	Black Plastic Index Button for Handles	2.10
59459001	Spout Seal	2.10
59460001	Retaining Ring	2.10
59517005	Short Cold XL Quarter-Turn Ceramic Disc Cartridge	41.00
59517006	Short Hot XL Quarter-Turn Ceramic Disc Cartridge	41.00
59517007	Long Cold XL Quarter-Turn Ceramic Disc Cartridge	47.00
59517008	Long Hot XL Quarter-Turn Ceramic Disc Cartridge	47.00
59532001	Brass Coupling Nut - 1/2"	3.20
59536001	Service Sink Integral Stop	4.20
59666001	Split Swing Washer	2.10
59667001	Service Sink Integral Stop Cap	2.10
59738001	Foot Pedal Spring (Left)	2.10
59738002	Foot Pedal Spring (Right)	3.20
59742001	Foot Pedal Screw	2.10
59742002	Foot Pedal Screw	2.10
59744002	Foot Pedal Pivot Plate	3.20
59748001	Gasket	2.10
60077001	Widespread Cartridge Cap	7.50
60078001	Widespread Cartridge Escutcheon	15.00
60082001	Tall Threaded Bell Escutcheon	16.00
60144001	Widespread Shank Seal	2.10
60145001	Widespread Shank Nut (for -ICT only)	3.20
60145002	Widespread Flex Mount Shank Nut	2.10
60146001	Widespread Base Mounting Nut	3.20
60147001	Widespread Base Mounting Washer	2.10
60148001	Widespread Base Mounting Gasket	2.10
60249332	Widespread Stainless Steel Flex Hose	11.90
60382001	Widespread Fitting Washer	2.10
60383001	E Type Retaining Ring	2.10
60399001	Friction Seal Washer	2.10

Numerical Listing

Part No.	Description and Technical Information	List Price
60434001	13/16-27 Male x 55/64-27 Male Adapter for Aerators	\$ 7.50
60435001	3/4-27 Female x 55/64-27 Male Adapter	7.50
60444001	Widespread Body Friction Washer	2.10
60444002	Widespread Friction Washer	3.20
60445001	Widespread Body Mounting Nut	8.50
60446001	Metering Adjustment Nut	2.10
60449001	Metering Cap Sealing Plastic Washer	2.10
60455001	Widespread Gasket	2.10
60460001	Red Plastic Index Button for Metering Handles	2.10
60460002	Blue Plastic Index Button for Metering Handles	2.10
60460003	Black Plastic Index Button for Metering Handles	2.10
60486001	Diverter	14.00
60488001	1-1/4" Grid Strainer Drain/Suffix Option -G	53.00
60488002	1-1/4" Offset Handicap Grid Drain/Suffix Option -GH	99.00
60489001	Sealing Washer	2.10
60505001	Pop-Up Drain 1-1/4"	72.00
60510001	2.0 GPM Flow Control Assembly	11.90
60524001	Aerator Adapter for the T, U, and V Spouts/ 3/8 NPSM Male x 3/4-27 Male	4.20
60549001	Friction Washer	2.10
60549002	Friction Washer	2.10
60749001	Foot Pedal Screw	2.10
60751001	Foot Pedal Ground Joint Adapter	11.90
60751002	Ground Joint Adapter	16.00
60752001	Foot Pedal Nut	8.50
60806001	Foot Pedal Stop Body	18.10
60807001	Foot Pedal Stop Nut and Handle Nut for #7 Handle Option	27.00
60816001	Widespread Metering Escutcheon	9.60
60951001	3/8" Vacuum Breaker Polished Chrome Plated	41.00
61276002	Widespread Flex Mount Base Assembly with Hole	36.00
61276003	Widespread Flex Mount Base Assembly	34.00
61283002	Flex Mount Tee Assembly with Third Water Way (Flex Only)	71.00
61406001	Widespread Flat Handle Escutcheon (#3 and #5 Handles Only)	9.60
61488001	Cover Plate Stud	2.10
61524001	Shower Valve Sleeve	21.20
61575001	Nipple	12.90
61586001	Teardrop Escutcheon	19.10
61602001	Aerator Adapter 3/4-27 Male x 13/16-27 Male	4.20
61606001	4" Cover Plate Gasket	4.20
61614003	Brass Nut	2.10
61625001	Extension -2XT	36.00
61625002	Extension -5XT	77.00
61700001	Riser Outlet Adapter	77.00
61727001	Riser Support Bracket	58.00
61729001	Retaining Nut	2.10
61766001	Aerator Adapter 3/4-27 Female x 15/16-27 Female	4.20

Sensor Flush
Valves and Faucets

Manual Flush Valves

Aquaparts® Parts
and Assemblies

AquaSpec®
Commercial Faucets

Temp-Gard®
Products

Tubular Brass
Plumbing Products

Commercial Fixtures

AquaSpec® Repair Parts Price List**Numerical Listing**

Part No.	Description and Technical Information	List Price
61808001	Mixing Yoke Gasket	\$ 2.10
61870001	Check Stop Assembly	23.80
61896001	Pre-Rinse Hose Spring	69.00
62301001	VB Repair Kit 1/2"	22.80
62455001	Aerator Adapter 3/4-27 Female x 3/8-18 Female NPSM	4.20
62464001	10-32 x .75 Stainless Steel Phillips Handle Screw	2.10
62705001	Metering Handle Setscrew	2.10
63219001	VB Repair Kit 3/8"	22.80
63233001	Single Control Mixing Cartridge for Z823 and Z824	45.00
63234001	1/4" Knurled Cup Point Setscrew for Single Control Handle	2.10
63534001	Plug for the Lift Rod Hole	2.10
80242001	Single Control Mixing Cartridge for Z822	45.00
80348001	Short Foot Pedal with No Marking	22.80
80348002	Short Foot Pedal Marked "H"	22.80
80348003	Short Foot Pedal Marked "C"	22.80
80428001	Long Foot Pedal with No Marking	79.00
80428002	Long Foot Pedal Marked "H"	79.00
80428003	Long Foot Pedal Marked "C"	79.00
80499001	Medium Foot Pedal with No Marking	39.00
80499002	Medium Foot Pedal Marked "H"	39.00
80499003	Medium Foot Pedal Marked "C"	39.00
92407001	Pre-Rinse Valve Repair Kit (New Style)	35.00
92882001	VR Single Control Mixing Cartridge for Z822	45.00
93354001	VR Single Control Mixing Cartridge for Z823 and Z824	45.00
G60500	One Hot and One Cold Index Bag	2.10
G60501	Handle Option #1: Two 2-1/2" Lever Handles	35.00
G60502	Mounting and Coupling Nuts	9.60
G60503	Handle Option #2: Two 3" Diameter Four-Arm Handles	39.00
G60504	Handle Option #4: Two 4" Wrist Blade Handles	118.00
G60508	Handle Option #6: Two 6" Wrist Blade Handles	128.00
G60515	Handle Option #3: Two 2" Dome Lever Handles	45.00
G60522	Single Tempered Push Handle Assembly Metering	41.00
G60523	Spout Repair Kit Swing Only (Contains: 59441001, 59460001, and 59459001)	8.50
G60528	Long Supply Arm and Integral Stop Assembly	79.00
G60530	Copper Supply Tubes for the Z826 Laboratory Faucet	25.00
G60548	Color-Coded Index Bag: Red/Black/Blue	2.10
G60551	Rough Chrome - Long Supply Arm with Integral Stop Assembly	66.00
G60558	Metering Index Bag/Blue, Black, Red	2.10
G60561	Handle Nut Assembly	23.80
G60562	Indexes Metering Hot and Cold	2.10
G60573	Single Handle Option #3: 2" Dome Lever Handle	22.80
G60574	Single Handle Option #4: 4" Wrist Blade Handle	60.00
G60576	Single Handle Option #6: 6" Wrist Blade Handle	65.00
G61071	Single Handle Option #1: 2-1/2" Lever Handle	19.10
G61072	Single Handle Option #2: 3" Diameter Four-Arm Handle	21.20

Numerical Listing

Part No.	Description and Technical Information	List Price
G61073	Mounting Bag for the Z826	\$ 11.90
G61078	Lower Spout Assembly for K Spout	64.00
G61080	ICT Mounting Hardware Bag	27.00
G61318	6M: Male Serrated Tip for a Female Spout	27.00
G61320	Suffix Option -WHK: Wall Hook for Service Sink Hose	39.00
G61321	Suffix Option -5H: 5" Service Faucet Hose	39.00
G61640	Single Hot Metering Handle	41.00
G61641	Single Cold Metering Handle	41.00
G61683	Cartridge Assembly for Foot Pedal (Old Style)	35.00
G61754	Metering Valve (Sleeve and Poppet)	45.00
G61830	Hot and Cold Metering Handle	77.00
G61859	Flex Mounting Hardware Bag	57.00
G61924	2XT Brace Assembly	69.00
G61928	5XT Brace Assembly	77.00
G61994	Escutcheon Bag Single for Shower Valve	11.90
G61999	Tear Drop Escutcheon	16.00
G62619	2F: 2.2 GPM Vandal-Resistant Female Aerator	19.10
G62620	3F: 0.5 GPM Vandal-Resistant Female Spray Outlet	19.10
G62621	4F: 2.2 GPM Vandal-Resistant Female Laminar Flow Outlet	34.00
G62682	Poppet Assembly for Foot Pedal (Old Style)	50.00
G62753	5M: 2.0 GPM Male Rosette Spray	39.00
G63229	Foot Pedal Stop Body Assembly	117.00
G63237	Single Control Handle Assembly	113.00
G63241	Mounting Components for Z82200	54.00
G63247	SK1: 3/8" Male x 4-3/4" Male Shank with Hardware (Lab Flange)	37.00
G63258	6F: Female Serrated Tip for a Male Spout	27.00
G63272	Brass Mounting Nuts	19.10
G63320	SK Shank Assembly for Turrets 3/8" Male x 3" Male Shank with Hardware	29.00
G63347	Short Supply Arm with Check Stops	83.00
G63361	Mixing Yoke for Z825, Z861, Z863	81.00
G63362	Mixing Yoke with Check Stops for Z826	81.00
G63363	Mixing Yoke with Check Stops for Z825, Z861, Z863	81.00
G63364	Long Supply Arm with Check Stops	149.00
G63366	Mounting Nuts (Pair)	2.10
G63367	Mounting Nut (Single)	2.10
G63377	SK2 Assembly (Pair of 2-13/16")	64.00
G63384	11M: Male Threaded Single Screen Outlet	19.10
G63411	9M: 2.0 GPM Male Rotating Aerator	34.00
G63413	10F: 3/4" Female Garden Hose Connection	19.10
G63414	10M: 3/4" Male Garden Hose Connection	19.10
G63504	1F: 2.2 GPM Pressure Compensating Female Aerator	9.60
G63505	1M: 2.2 GPM Pressure Compensating Male Aerator	9.60
G63506	2M: 2.2 GPM Vandal-Resistant Male Aerator	19.10
G63507	3M: 0.5 GPM Vandal-Resistant Male Spray Outlet	19.10
G63508	4M: 2.2 GPM Vandal-Resistant Male Laminar Flow Outlet	34.00

AquaSpec® Repair Parts Price List

Numerical Listing

Part No.	Description and Technical Information	List Price
G63509	5F: 2.0 GPM Female Rosette Spray	\$ 39.00
G63511	9F: 2.0 GPM Female Rotating Aerator	34.00
G63512	11F: Female Threaded Single Screen Outlet	19.10
G63561	7M: 1.0 GPM [.25 GPC] 13/16"-27 Male Spray Outlet	9.60
G65300	3/4" Cast Wall Escutcheon	9.60
G67898	Tee Assembly for Z831 Flex	58.00
G65336	Short Supply Arm Standard	41.00
G65339	Mounting Hardware for -P Widespread	59.00
G65503	Cap Sealing Washer Assembly for Metering Handle Nut	3.20
G65505	8" Cover Plate for the Z823 Faucet	134.00
G65506	4" Cover Plate for the Z822 Faucet	107.00
G65508	8M: Male Aspirator Pump for Laboratory Spouts (T, U, and V)	135.00
G65509	8F: Female Aspirator Pump for Goosenecks	135.00
G65514	8" Cover Plate for the Z822 Faucet	134.00
G66001	Self-Closing Cartridge	69.00
G66002	Spray-Face Repair Kit	43.00
G66004	Handle, Washer, and Ring	46.00
G66005	M x F Adapter and Washers	35.00
G66601	12F: Female Spout End Vacuum Breaker for Goosenecks	69.00
G66602	12M: Male Spout End Vacuum Breaker for Laboratory Spouts (T, U, and V)	69.00
G66604	90° Supply Arm Assembly for the Z841 and Z842	71.00
G66605	90° Supply Arm Assembly with Check Stops for the Z841 and Z842	79.00
G66618	90° Supply Arm Elbow with Check Stops for Exposed Pipe Installation	83.00
G66678	Single Hot Institutional Metering Handle	54.00
G66679	Single Cold Institutional Metering Handle	54.00
G66680	Single Tempered Institutional Metering Handle	54.00
G66681	Single Hot Rocker Handle	67.00
G66682	Single Cold Rocker Handle	67.00
G66683	Single Tempered Rocker Handle	67.00
G66684	Decorative Hot/Cold Indexes	10.40
G66695	17F: 1.5 GPM Vandal-Resistant Pressure Compensating Female Aerator	22.80
G66696	7F: 1.0 GPM Pressure Compensating Female Spray Outlet	31.00
G66697	16F: 1.0 GPM Vandal-Resistant Pressure Compensating Female Spray Outlet	23.80
G66698	16M: 1.0 GPM Vandal-Resistant Pressure Compensating Male Spray Outlet	23.80
G66699	17M: 1.5 GPM Vandal-Resistant Pressure Compensating Male Aerator	22.80
G66700	18F: 1.5 GPM Vandal-Resistant Pressure Compensating Female Laminar Flow	25.00
G66701	18M: 1.5 GPM Vandal-Resistant Pressure Compensating Male Laminar Flow	25.00

Numerical Listing

Part No.	Description and Technical Information	List Price
G67771	Short Cartridge Replacement Pack Containing (59517001 and 002)	71.00
G67771-6P	Six Pack: Short Cartridge Replacement Pack Containing six 59517001 and six 002	428.00
G67772-BP	Long Cartridge Replacement Pack Containing (59517003 and 004)	79.00
G67772-6P	Six Pack: Long Cartridge Replacement Pack Containing six 59517003 and six 004	466.00
G67774	14F: Female 2.2 GPM Pressure Compensating Laminar Flow Outlet	19.10
G67775	14M: Male 2.2 GPM Pressure Compensating Laminar Flow Outlet	19.10
G67778	Z81000-EXT Handle	38.00
G68020	Metering Shank Filter Assembly	36.00
G67795	19F: 1.5 GPM Anti-Microbial Female Laminar Flow	59.00
G67796	19M: 1.5 GPM Anti-Microbial Male Laminar Flow	59.00
G67814	21M: 1.0 GPM Male Laminar Flow	25.00
G67815	22M: 1.0 GPM Vandal-Resistant Male Laminar Flow Outlet	35.00
G67816	21F: 1.0 GPM Female Laminar Flow Outlet	25.00
G67817	22F: 1.0 GPM Vandal-Resistant Female Laminar Flow Outlet	35.00
G67915	Copper Supply Tubes for the Z826	108.00
G67922	Short Cold/Hot Quarter-Turn Ceramic Disc Cartridges	83.00
G67923	Long Cold/Hot Quarter-Turn Ceramic Disc Cartridges	94.00
G67924	23M: 1.5 GPM Male Aerator	35.00
G67925	23F: 1.5 GPM Female Aerator	35.00

Sensor Flush
Valves and Faucets

Manual Flush Valves

Aquaparts® Parts
and Assemblies

AquaSpec®
Commercial Faucets

Temp-Gard®
Products

Tubular Brass
Plumbing Products

Commercial Fixtures

Notes



Commercial Brass
Temp-Gard® Products



Notes

Temp-Gard® Index

Temp-Gard Series I	162	Temp-Gard Faucets	169	Temp-Gard Accesories	172
Z7100-SS-LH	162	Sierra Lead-Free Faucets		Temp-Gard I Shower Valve Series Handles	172
Z7100-SS-MT	162	Z7440-XL, Z7441-XL, Z7442-XL, Z7443-XL	169	Temp-Gard III Shower Valve Series Handles	172
Z7100-SS-LH-HW	162	Ceramic Disc Kitchen Faucets	169	Arms	172
Z7101-SS-LH	162	Z7872C-XL, Z7870C-XL		Conversion Hardware for Shower Valves	172
Z7101-SS-MT	162	4" Centerset Faucet	169	Shower Heads	172
Z7101-SS-LH-DV-2P-HW	162	Z74500-XL		Institutional Shower Heads	172
Z7120-SS-LH	163	Aqua-Panel	170	Diverter Valves and Spring Checks	173
Z7120-SS-MT	163	Z7500	170	Miscellaneous Diverter Valve Parts	173
Z7120-SS-LH-HW	163	Z7530	170	Handwall Units	173
Z7121-SS-LH	163	Z7550	170	Handshower Units	173
Z7121-SS-MT	163	Z7533	170	Miscellaneous Handwall Parts	173
Z7200-SS-LH	163	Z7500-CR	170	Handwall and Handshower Options/Accessories	174
Z7200-SS-MT	164	Z7500-FL	171	Tub Spouts	174
Z7200-SS-LH-HW	164	Z7500-TS	171	Atmospheric Vacuum Breakers	174
Z7201-SS-LH	164	Z7500-W2	171	Dial Thermometers	174
Z7201-SS-MT	164	Z7500-W3	171	Metering Valves	174
Z7220-SS-LH	164	Aqua-Panel Suffixes	171	Repair Kit for Metering Valve	174
Z7220-SS-MT	164			Tract Packs for Temp-Gard I Series Valves	174
Z7221-SS-LH	165			Tract Packs for Temp-Gard III Series Valves	174
Z7221-SS-MT	165			Trim Packs for Temp-Gard I Series Valves	174
Z7221-SS-LH-DV-2P-HW	165			Trim Packs for Temp-Gard III Series Valves	175
Temp-Gard Series III	166			Shower Valve Repair Kits for Temp-Gard I Series Valves	176
Z7300-SS-MT	166			Shower Valve Repair Kits for Temp-Gard III Series Valves	176
Z7300-SS-MT-HW	166			Miscellaneous Temp-Gard I Parts	176
Z7301-SS-MT	166			Miscellaneous Temp-Gard III Parts	176
Z7301-SS-MT-DV-2P-HW	166			Shower Valve Repair Kits for Aqua-Panel	176
Z7302-SS-MT	166			Miscellaneous Aqua-Panel Parts	176
Z7302-SS-MT-DV-2P-HW	166			Sierra Faucet Repair Kits	176
Temp-Gard Series I and III Suffixes	167			Sierra Faucet Aerators, Z7440	176
				Sierra Faucet Aerators, Z74500	177
				Sierra Faucet Handles, Z7440	177
				Z74500, Z74600, and Z74700 Handles and Indexes	177
				Miscellaneous Sierra Faucet Parts	177
				Z7870 Series Repair Kits	177
				Z7870C Series Aerators	177

Sensor Flush
Valves and Faucets

Manual Flush Valves

Aquaparts® Parts
and Assemblies

AquaSpec®
Commercial Faucets

Temp-Gard®
Products

Tubular Brass
Plumbing Products

Commercial Fixtures

Temp-Gard® Series I Products



Z7100-SS-LH

The Z7100 series shower valve is a shower only with service stops that incorporates the pressure balanced piston design feature. One cold inlet port and one hot inlet port, with a shower outlet port. The valve includes ABS plastic chrome-plated trim (cover, escutcheon, and metal lever handle). The Z7100 does not include shower head, shower arm, or the arm escutcheon. 1/2" female copper solder inlet connections are standard. ASSE Listed 1016, IAPMO Listed, CSA Certified B125.

Model Number	List Price	Unit Weight (lbs.)
Z7100-SS-LH	\$335.00	4

Optional Accessories

-BC, -CC, -DT, -DV-2P, -HW, -HW6, -IP, -MT, -RC, -SC, -WF



Z7101-SS-LH

The Z7101 series shower valve is a shower only with service stops that incorporates the pressure balanced piston design feature. One cold inlet port and one hot inlet port, with a shower outlet port. The valve includes ABS plastic chrome-plated trim (cover, escutcheon, and metal lever handle). The Z7101 includes shower head, shower arm, and the arm escutcheon. 1/2" female copper solder inlet connections are standard. ASSE Listed 1016, IAPMO Listed, CSA Certified B125.

Model Number	List Price	Unit Weight (lbs.)
Z7101-SS-LH	\$373.00	4

Optional Accessories

-A2, -BC, -CC, -DT, -DV-2P, -HW, -HW6, -IP, -MT, -RC, -SC, -S5, -S6, -S7, -S8, -S9, -S10, -WF



Z7100-SS-MT

The Z7100 series shower valve is a shower only with service stops that incorporates the pressure balanced piston design feature. One cold inlet port and one hot inlet port, with a shower outlet port. The valve includes metal chrome-plated trim (cover, nut, escutcheon, and metal lever handle). The Z7100 does not include shower head, shower arm, or the arm escutcheon. 1/2" female copper solder inlet connections are standard. ASSE Listed 1016, IAPMO Listed, CSA Certified B125.

Model Number	List Price	Unit Weight (lbs.)
Z7100-SS-MT	\$368.00	4.5

Optional Accessories

-BC, -CC, -DT, -DV-2P, -HW, -HW6, -IP, -RC, -SC, -WF



Z7101-SS-MT

The Z7101 series shower valve is a shower only with service stops that incorporates the pressure balanced piston design feature. One cold inlet port and one hot inlet port, with a shower outlet port. The valve includes metal chrome-plated trim (cover, nut, escutcheon, and metal lever handle). The Z7101 includes shower head, shower arm, and the arm escutcheon. 1/2" female copper solder inlet connections are standard. ASSE Listed 1016, IAPMO Listed, CSA Certified B125.

Model Number	List Price	Unit Weight (lbs.)
Z7101-SS-MT	\$405.00	4.5

Optional Accessories

A2, -BC, -CC, -DT, -DV-2P, -HW, -HW6, -IP, -RC, -SC, -S5, -S6, -S7, -S8, -S9, -S10, -WF



Z7100-SS-LH-HW

The Z7100 series shower valve is a shower only with service stops that incorporates the pressure balanced piston design feature. One cold inlet port and one hot inlet port, with a shower outlet port. The valve includes ABS plastic chrome-plated trim (cover, escutcheon, and metal lever handle). The Z7100 does not include shower head, shower arm, or the arm escutcheon. 1/2" female copper solder inlet connections are standard. ASSE Listed 1016, IAPMO Listed, CSA Certified B125. Unit is also furnished with handwall shower unit, 60" metal hose, standard handset, supply elbow and flange, 24" slide bar.

Model Number	List Price	Unit Weight (lbs.)
Z7100-SS-LH-HW	\$384.00	7.5

Optional Accessories

-BC, -CC, -DT, -DV-2P, -H7, -H9, -HW6, -IP, -MT, -RC, -SC, -WF



Z7101-SS-LH-DV-2P-HW

The Z7101 series shower valve is a shower only with service stops that incorporates the pressure balanced piston design feature. One cold inlet port and one hot inlet port, with a shower outlet port. The valve includes ABS plastic chrome-plated trim (cover, escutcheon, and metal lever handle). The Z7101 includes shower head, shower arm, and the arm escutcheon. 1/2" female copper solder inlet connections are standard. ASSE Listed 1016, IAPMO Listed, CSA Certified B125. Unit is also furnished with two-way diverter valve (DV-2P), handwall unit, 60" metal hose, standard handset, supply elbow and flange, 24" slide bar.

Model Number	List Price	Unit Weight (lbs.)
Z7101-SS-LH-DV-2P-HW	\$842.00	7.5

Optional Accessories

-A2, -BC, -CC, -DT, -H7, -H9, -HW6, -IP, -MT, -RC, -SC, -S5, -S6, -S7, -S8, -S9, -S10, -WF

All Z7100 units are shower only. Shower with arm and shower heads may not be added (see Z7101 series). All Z7101 units are shower only with accessories (Z7000-S1 and Z7000-A1).

Temp-Gard® Series I Products



Z7120-SS-LH

The Z7120 series shower valve is a shower only with service stops and integral volume control that incorporates the pressure balanced piston design feature. One cold inlet port and one hot inlet port, with a shower outlet port. The valve includes ABS plastic chrome-plated trim (cover, escutcheon, and metal lever handle). The Z7120 does not include shower head, shower arm, or the arm escutcheon. 1/2" female copper solder inlet connections are standard. ASSE Listed 1016, IAPMO Listed, CSA Certified B125.

Model Number	List Price	Unit Weight (lbs.)
Z7120-SS-LH	\$366.00	4

Optional Accessories

-BC, -CC, -DT, -DV-2P, -HW, -HW6, -IP, -MT, -RC, -SC, -WF



Z7121-SS-LH

The Z7121 series shower valve is a shower only with service stops and integral volume control that incorporates the pressure balanced piston design feature. One cold inlet port and one hot inlet port, with a shower outlet port. The valve includes ABS plastic chrome-plated trim (cover, escutcheon, and metal lever handle). The Z7121 includes shower head, shower arm, or the arm escutcheon. 1/2" female copper solder inlet connections are standard. ASSE Listed 1016, IAPMO Listed, CSA Certified B125.

Model Number	List Price	Unit Weight (lbs.)
Z7121-SS-LH	\$450.00	4.5

Optional Accessories

A2, -BC, -CC, -DT, -DV-2P, -HW, -HW6, -IP, -MT, -RC, -SC, -S5, -S6, -S7, -S8, -S9, -S10, -WF



Z7120-SS-MT

The Z7120 series shower valve is a shower only with service stops and integral volume control that incorporates the pressure balanced piston design feature. One cold inlet port and one hot inlet port, with a shower outlet port. The valve includes metal chrome-plated trim (cover, nut, escutcheon, and metal lever handle). The Z7120 does not include shower head, shower arm, or the arm escutcheon. 1/2" female copper solder inlet connections are standard. ASSE Listed 1016, IAPMO Listed, CSA Certified B125.

Model Number	List Price	Unit Weight (lbs.)
Z7120-SS-MT	\$442.00	4.5

Optional Accessories

-BC, -CC, -DT, -DV-2P, -HW, -HW6, -IP, -RC, -SC, -WF



Z7121-SS-MT

The Z7121 series shower valve is a shower only with service stops and integral volume control that incorporates the pressure balanced piston design feature. One cold inlet port and one hot inlet port, with a shower outlet port. The valve includes metal chrome-plated trim (cover, nut, escutcheon and metal lever handle). The Z7121 includes shower head, shower arm, or the arm escutcheon. 1/2" female copper solder inlet connections are standard. ASSE Listed 1016, IAPMO Listed, CSA Certified B125.

Model Number	List Price	Unit Weight (lbs.)
Z7121-SS-MT	\$479.00	5

Optional Accessories

A2, -BC, -CC, -DT, -DV-2P, -HW, -HW6, -IP, -RC, -SC, -S5, -S6, -S7, -S8, -S9, -S10, -WF



Z7120-SS-LH-HW

The Z7120 series shower valve is a shower only with service stops and integral volume control that incorporates the pressure balanced piston design feature. One cold inlet port and one hot inlet port, with a shower outlet port. The valve includes ABS plastic chrome-plated trim (cover, escutcheon, and metal lever handle). The Z7120 does not include shower head, shower arm, or the arm escutcheon. 1/2" female copper solder inlet connections are standard. ASSE Listed 1016, IAPMO Listed, CSA Certified B125. Unit is also furnished with handwall shower unit, 60" metal hose, standard handset, supply elbow and flange, 24" slide bar.

Model Number	List Price	Unit Weight (lbs.)
Z7120-SS-LH-HW	\$641.00	7.5

Optional Accessories

-BC, -CC, -DT, -DV-2P, -H7, -H9, -HW6, -IP, -MT, -RC, -SC, -WF



Z7200-SS-LH

The Z7200 series is a tub and shower mixing valve with service stops that incorporates the pressure balance piston design feature. It is supplied with built-in choke and adjustable stop screw to limit maximum temperature. The valve includes ABS plastic chrome-plated trim (cover, escutcheon, and metal lever handle). The Z7200 series does not include shower head, shower arm, arm escutcheon or tub spout. 1/2" female solder inlet connections are standard. ASSE Listed 1016, IAPMO Listed, CSA Certified B125.

Model Number	List Price	Unit Weight (lbs.)
Z7200-SS-LH	\$348.00	4

Optional Accessories

-BC, -CC, -DT, -DV-2P, -HW, -HW6, -IP, -MT, -RC, -SC, -WF

All Z7120 units are shower only with volume control. Shower arm and shower heads may not be added (see Z7121 series). All Z7121 units are shower only with volume control and accessories (Z7000-S1 and Z7000-A1). All Z7200 units are tub and shower mixing valves. Shower arm, shower heads, and tub spouts may not be added (see the Z7201 series).

Sensor Flush
Valves and Faucets

Manual Flush Valves

Aquaparts® Parts
and Assemblies

AquaSpec®
Commercial Faucets

Temp-Gard®
Products

Tubular Brass
Plumbing Products

Commercial Fixtures

Temp-Gard® Series I Products



Z7200-SS-MT

The Z7200 series is a tub and shower mixing valve with service stops that incorporates the pressure balance piston design feature. It is supplied with built-in choke and adjustable stop screw to limit maximum temperature. The valve includes metal chrome-plated trim (cover, nut, escutcheon, and metal lever handle). The Z7200 series does not include shower head, shower arm, arm escutcheon or tub spout. 1/2" female solder inlet connections are standard. ASSE Listed 1016, IAPMO Listed, CSA Certified B125.

Model Number	List Price	Unit Weight (lbs.)
Z7200-SS-MT	\$379.00	4.5

Optional Accessories

-BC, -CC, -DT, -DV-2P, -HW, -HW6, -IP, -RC, -SC, -WF



Z7201-SS-MT

The Z7201 series is a tub and shower mixing valve with service stops that incorporates the pressure balance piston design feature. It is supplied with built-in choke and adjustable stop screw to limit maximum temperature. The valve includes metal chrome-plated trim (cover, nut, escutcheon, and metal lever handle). The Z7201 series does include shower head, shower arm, arm escutcheon, and tub spout. 1/2" female solder inlet connections are standard. ASSE Listed 1016, IAPMO Listed, CSA Certified B125.

Model Number	List Price	Unit Weight (lbs.)
Z7201-SS-MT	\$450.00	5

Optional Accessories

-A2, -BC, -CC, -DT, -DV-2P, -HW, -HW6, -IP, -RC, -SC, -S5, -S6, -S7, -S8, -S9, -S10, -T4, -WF



Z7200-SS-LH-HW

The Z7200 series is a tub and shower mixing valve with service stops that incorporates the pressure balance piston design feature. It is supplied with built-in choke and adjustable stop screw to limit maximum temperature. The valve includes ABS plastic chrome-plated trim (cover, escutcheon, and metal lever handle). The Z7200 series does not include shower head, shower arm, arm escutcheon or tub spout. 1/2" female solder inlet connections are standard. ASSE Listed 1016, IAPMO Listed, CSA Certified B125. Unit is also furnished with handwall shower unit, 60" metal hose, standard handset, supply elbow and flange, 24" slide bar.

Model Number	List Price	Unit Weight (lbs.)
Z7200-SS-LH-HW	\$621.00	7.5

Optional Accessories

-BC, -CC, -DT, -DV-2P, -H7, -H9, -HW6, -IP, -MT, -RC, -SC, -WF



Z7220-SS-LH

The Z7220 series is a tub and shower mixing valve with service stops and integral diverter that incorporates the pressure balance piston design feature. It is supplied with integral diverter valve and adjustable stop screw to limit maximum temperature. The valve includes ABS plastic chrome-plated trim (cover, escutcheon, and metal lever handle). The Z7220 series does not include shower head, shower arm, arm escutcheon or tub spout. 1/2" female solder inlet connections are standard. ASSE Listed 1016, IAPMO Listed, CSA Certified B125.

Model Number	List Price	Unit Weight (lbs.)
Z7220-SS-LH	\$404.00	4

Optional Accessories

-BC, -CC, -DT, -DV-2P, -HW, -HW6, -IP, -MT, -RC, -SC, -WF



Z7201-SS-LH

The Z7201 series is a tub and shower mixing valve with service stops that incorporates the pressure balance piston design feature. It is supplied with built-in choke and adjustable stop screw to limit maximum temperature. The valve includes ABS plastic chrome-plated trim (cover, escutcheon, and metal lever handle). The Z7201 series does include shower head, shower arm, arm escutcheon, and tub spout. 1/2" female solder inlet connections are standard. ASSE Listed 1016, IAPMO Listed, CSA Certified B125.

Model Number	List Price	Unit Weight (lbs.)
Z7201-SS-LH	\$421.00	4.5

Optional Accessories

-A2, -BC, -CC, -DT, -DV-2P, -HW, -HW6, -IP, -MT, -RC, -SC, -S5, -S6, -S7, -S8, -S9, -S10, -T4, -WF



Z7220-SS-MT

The Z7220 series is a tub and shower mixing valve with service stops and integral diverter that incorporates the pressure balance piston design feature. It is supplied with integral diverter valve and adjustable stop screw to limit maximum temperature. The valve includes metal chrome-plated trim (cover, nut, escutcheon, and metal lever handle). The Z7220 series does not include shower head, shower arm, arm escutcheon or tub spout. 1/2" female solder inlet connections are standard. ASSE Listed 1016, IAPMO Listed, CSA Certified B125.

Model Number	List Price	Unit Weight (lbs.)
Z7220-SS-MT	\$428.00	4.5

Optional Accessories

-BC, -CC, -DT, -DV-2P, -HW, -HW6, -IP, -RC, -SC, -WF

All Z7200 units are tub and shower mixing valves. Shower arm, shower heads, and tub spouts may not be added (see the Z7201 series). **All Z7201** units are tub and shower mixing valves with accessories (Z7000-A1, Z7000-S1 and Z7000-T2). **All Z7220** units are tub and shower mixing valves with volume control/integral diverter. Shower arm, shower heads, and tub spouts may not be added (see Z7221 series).

Temp-Gard® Series I Products



Z7221-SS-LH

The Z7221 series is a tub and shower mixing valve with service stops and integral diverter that incorporates the pressure balance piston design feature. It is supplied with integral diverter valve and adjustable stop screw to limit maximum temperature. The valve includes ABS plastic chrome-plated trim (cover, escutcheon, and metal lever handle). The Z7221 series does include shower head, shower arm, arm escutcheon, and tub spout. 1/2" female solder inlet connections are standard. ASSE Listed 1016, IAPMO Listed, CSA Certified B125.



Model Number	List Price	Unit Weight (lbs.)
Z7221-SS-LH	\$454.00	4.5

Optional Accessories



-A2, -BC, -CC, -DT, -DV-2P, -HW, -HW6, -IP, -MT, -RC, -SC, -S5, -S6, -S7, -S8, -S9, -S10, -T1-SJ, -WF



Z7221-SS-LH-DV-2P-HW

The Z7221 series is a tub and shower mixing valve with service stops and integral diverter that incorporates the pressure balance piston design feature. It is supplied with integral diverter valve and adjustable stop screw to limit maximum temperature. The valve includes ABS plastic chrome-plated trim (cover, escutcheon, and metal lever handle). The Z7221 series does include shower head, shower arm, arm escutcheon, and tub spout. 1/2" female solder inlet connections are standard. ASSE Listed 1016, IAPMO Listed, CSA Certified B125. Unit is also furnished with two-way diverter valve (DV-2P), handwall unit, 60" metal hose, standard handset, supply elbow and flange, 24" slide bar.

Model Number	List Price	Unit Weight (lbs.)
Z7221-SS-LH-DV-2P-HW	\$923.00	8

Optional Accessories

-A2, -BC, -CC, -DT, -DV-3P, -H7, -H9, -HW6, -IP, -MT, -RC, -SC, -S5, -S6, -S7, -S8, -S9, -S10, -T1-SJ, -WF



Z7221-SS-MT

The Z7221 series is a tub and shower mixing valve with service stops and integral diverter that incorporates the pressure balance piston design feature. It is supplied with integral diverter valve and adjustable stop screw to limit maximum temperature. The valve includes metal chrome-plated trim (cover, nut, escutcheon, and metal lever handle). The Z7221 series does include shower head, shower arm, arm escutcheon, and tub spout. 1/2" female solder inlet connections are standard. ASSE Listed 1016, IAPMO Listed, CSA Certified B125.



Model Number	List Price	Unit Weight (lbs.)
Z7221-SS-MT	\$482.00	5

Optional Accessories



A2, -BC, -CC, -DT, -DV-2P, -HW, -HW6, -IP, -RC, -SC, -S5, -S6, -S7, -S8, -S9, -S10, -T1-SJ, -WF

Sensor Flush
Valves and Faucets

Manual Flush Valves

Aquaparts® Parts
and Assemblies

AquaSpec®
Commercial Faucets

Temp-Gard®
Products

Tubular Brass
Plumbing Products

Commercial Fixtures

All Z7221 units are tub and shower mixing valves with volume control/integral diverter. Units include accessories (Z7000-A1, Z7000-S1, and Z7000-T1).

Temp-Gard® Series III Products



Z7300-SS-MT

The Z7300 series is a pressure balanced, single handle tub and shower 4-port mixing valve only with service stops/check stops, metal chrome-plated trim and handle, 1/2" female NPT inlets and outlets, ceramic control cartridge, adjustable temperature limit stop, and separate tub port plug. ASSE 1016 listed, CSA B125 certified, ASME A112.18.1 tested, and IAPMO listed. Copper sweat connections are available; please specify -SSC.

Model Number	List Price	Unit Weight (lbs.)
Z7300-SS-MT	\$243.00	9.6

Optional Accessories

-CPVC, -DT, -DV-2P, -HW, -HW6, -PEX, -SSC, -ST, -STN, -WF



Z7300-SS-MT-HW

The Z7300 series is a pressure balanced, single handle tub and shower 4-port mixing valve only with service stops/check stops, metal chrome-plated trim and handle, 1/2" female NPT inlets and outlets, ceramic control cartridge, adjustable temperature limit stop, and separate tub port plug. ASSE 1016 listed, CSA B125 certified, ASME A112.18.1 tested, and IAPMO listed. Copper sweat connections are available; please specify -SSC. Unit is also furnished with handwall shower unit, 60" metal hose, standard handset, supply elbow and flange, 24" slide bar.

Model Number	List Price	Unit Weight (lbs.)
Z7300-SS-MT-HW	\$551.00	8.0

Optional Accessories

-CPVC, -DT, -DV-2P, -H7, -H9, -HW6, -PEX, -SSC, -ST, -S10, -WF




Z7301-SS-MT

The Z7301 series is a pressure balanced, single handle shower 4-port mixing valve only with service stops/check stops, metal chrome-plated trim and handle, 1/2" female NPT inlets and outlets, ceramic control cartridge, adjustable temperature limit stop, and tub port plug. ASSE 1016 listed, CSA B125 Certified, ASME A112.18.1 tested, and IAPMO listed. Copper sweat connections are available; please specify -SSC. Unit is furnished with accessories Z7000-S1 shower head and Z7000-A1 shower arm and flange.

Model Number	List Price	Unit Weight (lbs.)
Z7301-SS-MT	\$245.00	5.1

Optional Accessories

-A2, -CPVC, -DT, -DV-2P, -HW, -HW6, -PEX, -SSC, -ST, -STN, -S5, -S6, -S7, -S8, -S9, -S10, -WF



Z7301-SS-MT-DV-2P-HW

The Z7301 series is a pressure balanced, single handle shower 4-port mixing valve only with service stops/check stops, chrome-plated trim and handle, 1/2" female NPT inlets and outlets, ceramic control cartridge, adjustable temperature limit stop, and tub port plug. ASSE 1016 listed, CSA B125 certified, ASME A112.18.1 tested, and IAPMO listed. Copper sweat connections are available; please specify -SSC. Unit is furnished with accessories Z7000-S1 shower head and Z7000-A1 shower arm and flange, two-way diverter valve (DV-2P), handwall unit, 60" metal hose, standard handset, supply elbow and flange, 24" slide bar.

Model Number	List Price	Unit Weight (lbs.)
Z7301-SS-MT-DV-2P-HW	\$700.00	10.7

Optional Accessories

-A2, -CPVC, -DT, -H7, -H9, -HW6, -PEX, -SSC, -ST, -S5, -S6, -S7, -S8, -S9, -S10, -WF



Z7302-SS-MT

The Z7302 series is a pressure balanced, single handle tub and shower 4-port mixing valve only with service stops/check stops, metal chrome-plated trim and handle, 1/2" female NPT inlets and outlets, ceramic control cartridge, and adjustable temperature limit stop. ASSE 1016 listed, CSA B125 certified, ASME A112.18.1 tested, and IAPMO listed. Copper sweat connections are available; please specify -SSC. Unit is furnished with accessories Z7000-S1 shower head, Z7000-A1 shower arm and flange, and Z7000-T2 diverter tub spout.

Model Number	List Price	Unit Weight (lbs.)
Z7302-SS-MT	\$272.00	5.7

Optional Accessories

-A2, -CPVC, -DT, -DV-2P, -HW, -HW6, -PEX, -SSC, -ST, -STN, -S5, -S6, -S7, -S8, -S9, -S10, -T4, -WF



Z7302-SS-MT-DV-2P-HW

The Z7302 series is a pressure balanced, single handle tub and shower 4-port mixing valve only with service stops/check stops, metal chrome-plated trim and handle, 1/2" female NPT inlets and outlets, ceramic control cartridge, and adjustable temperature limit stop. ASSE 1016 listed, CSA B125 certified, ASME A112.18.1 tested, and IAPMO listed. Copper sweat connections are available; please specify -SSC. Unit is furnished with accessories Z7000-S1 shower head and Z7000-A1 shower arm and flange, Z7000-T2 diverter tub spout, two-way diverter valve (DV-2P), handwall unit, 60" metal hose, standard handset, supply elbow and flange, 24" slide bar.

Model Number	List Price	Unit Weight (lbs.)
Z7302-SS-MT-DV-2P-HW	\$725.00	11.2

Optional Accessories

-A2, -CPVC, -DT, -H7, -H9, -HW6, -PEX, -SSC, -ST, -S5, -S6, -S7, -S8, -S9, -S10, -T4, -WF

All Z7300 units are tub and shower mixing valves. Unit is not furnished with accessories. For shower only with accessories see Z7301 valve series or for tub and shower with accessories see Z7302 valve series. **All Z7301** units are shower only mixing valves. Unit is furnished with accessories (Z7000-A1 and Z7000-S1). **All Z7302** units are tub and shower mixing valves. Unit is furnished with accessories (Z7000-A1, Z7000-S1, and Z7000-T2).

Temp-Gard® Series I and III Product Suffixes

Suffix Description List Addition

Valve Options: Temp-Gard I Series

BC	Back connections (1/2") – for 90° installations. Shipped as loose adapter - to be installed in the field.	\$46.00
IP	1/2" female threaded connections. Shipped as loose adapter - to be installed in the field.	46.00
RC	Reverse connections – for back-to-back installations	46.00
SS	Service stops	26.00

Valve Options: Temp-Gard III Series

CPVC	1/2" CPVC connection. Shipped as loose adapter – to be installed in the field.	\$19.10
PEX	1/2" PEX connection. Shipped as loose adapter – to be installed in the field.	19.10
SSC	1/2" female copper sweat connections	N/C

Handles and Trim: Temp-Gard I Series

LH	Lever handle	16.00
STH	Standard ABS chrome-plated handle with screw and button	12.80
MT	Metal trim (includes chrome-plated lever handle, cover, nut, and stainless steel escutcheon)	24.50


Handles and Trim Temp-Gard III Series

ST	Decorative Sierra metal trim (includes chrome-plated lever handle, cover, nut, and escutcheon)	43.00
STN	Decorative Sierra metal trim in satin nickel finish (includes lever handle, cover, nut, and escutcheon) (Temp-Gard III Only)	45.00

Shower Arms: Temp-Gard I and III Series

A1	Standard 6" shower arm and stamped escutcheon	N/C
A1-STN	Standard 6" shower arm and stamped escutcheon in satin nickel (Temp-Gard III Only)	34.00
A2	Standard 6" shower arm and cast escutcheon	27.00
A3	8" shower arm and stamped escutcheon	29.00
A4	8" shower arm and cast escutcheon	36.00

Shower Heads: Temp-Gard I and III Series

S1	 Standard ABS plastic chrome-plated shower head with brass ball joint connector; 2.5 GPM max.	35.00
S5	 Large brass shower head with spray adjustment, chrome finish; 2.5 GPM max.	96.00
	S5-2.0 Large brass shower head with spray adjustment, chrome finish; 2.0 GPM max.	96.00
	S5-1.75 Large brass shower head with spray adjustment, chrome finish; 1.75 GPM max.	96.00
	S5-1.5 Large brass shower head with spray adjustment, chrome finish; 1.5 GPM max.	96.00
	S5-1.25 Large brass shower head with spray adjustment, chrome finish; 1.25 GPM max.	96.00
S5-STN	Large brass shower head with spray adjustment, satin nickel finish; 2.5 GPM max.	128.00
S5-VP	 Large brass shower head with spray adjustment, chrome finish, vandal resistant; 2.5 GPM max. (Temp-Gard III Only)	108.00

Suffix Description List Addition

S6	 Small brass shower head with brass ball joint connector and spray adjustment, chrome finish; 2.5 GPM max.	71.00
	S6-2.0 Small brass shower head with brass ball joint connector and spray adjustment, chrome finish; 2.0 GPM max.	71.00
	S6-1.75 Small brass shower head with brass ball joint connector and spray adjustment, chrome finish; 1.75 GPM max.	71.00
	S6-1.5 Small brass shower head with brass ball joint connector and spray adjustment, chrome finish; 1.5 GPM max.	71.00
	S6-1.25 Small brass shower head with brass ball joint connector and spray adjustment, chrome finish; 1.25 GPM max.	71.00
S6-STN	Small brass shower head with brass ball joint connector and spray adjustment, satin nickel finish; 2.5 GPM max. (Temp-Gard III Only)	108.00
S6-VP	 Small brass shower head with brass ball joint connector and spray adjustment, chrome finish, vandal resistant; 2.5 GPM max.	95.00
S7	 Brass fixed spray shower head with brass ball joint connector, fixed spray pattern, chrome finish; 2.2 GPM max.	\$118.00
S7-VP	 Brass fixed spray shower head with brass ball joint connector, fixed spray pattern, chrome finish, vandal resistant; 2.2 GPM max.	135.00
S8	 Water saver shower head with adjustable spray and brass ball joint connector, constant flow orifice; 1.75 GPM flow	36.00
S8-STN	Water saver shower head with adjustable spray and brass ball joint connector, constant flow orifice, satin nickel finish; 1.75 GPM flow (Temp-Gard III Only)	64.00
S9	 Water saver shower head with adjustable spray and brass ball joint connector, constant flow orifice; 1.5 GPM flow	36.00
S9-STN	Water saver shower head with adjustable spray and brass ball joint connector, constant flow orifice, satin nickel finish; 1.5 GPM flow (Temp-Gard III Only)	60.00
S10	 Water saver shower head with adjustable spray and brass ball joint connector, constant flow orifice; 1.25 GPM flow	36.00
Tub Spouts: Temp-Gard I and III Series		
T1	 Standard tub spout with 1/2" female IPS (Temp-Gard I Only)	22.40
T1-SJ	Standard tub spout with 1/2" slip joint connection (Temp-Gard I Only)	36.00

Each unit has suggested or recommended suffix options listed. Not every option may be available for every unit. The prices listed are list additions for purchasing a complete unit. If a part only is desired, please reference our parts price sheet.

Sensor Flush
Valves and Faucets

Manual Flush Valves

Aquaparts® Parts
and Assemblies


AquaSpec®
Commercial Faucets

Temp-Gard®
Products

Tubular Brass
Plumbing Products

Commercial Fixtures

Temp-Gard® Series I and III Product Suffixes (continued)

Suffix	Description	List Addition
T2	 Standard tub spout with pull-up diverter with 1/2" female IPS	41.00
T4	Cast brass tub spout with pull-up diverter with 1/2" female IPS	96.00

Diverter Valves: Temp-Gard I and III Series

DV-2P	Two-way diverter valve; three-port 1/2" copper sweat	198.00
DS	Shower arm diverter, push/pull type, for handshower units only	167.00

Handwall Units: Temp-Gard I and III Series

HW	 Handwall shower unit, 60" metal hose, standard handset, supply elbow and flange, 24" slide bar	273.00
HW2	Handwall shower unit, 69" metal hose, standard handset, supply elbow and flange, 24" slide bar	346.00
HW3	Handwall shower unit, 69" metal hose, standard handset, supply elbow and flange, 48" slide bar	426.00
HW4	Handwall shower unit, 69" vinyl/nylon hose, standard handset, supply elbow and flange, 24" slide bar	262.00
HW5	Handwall shower unit, 69" vinyl/nylon hose, standard handset, supply elbow and flange, 48" slide bar	386.00

HW6	Handwall shower unit, 60" metal hose, standard handset, supply elbow and flange, 24" slide bar and vacuum breaker	312.00
HW7	Handwall shower unit, 60" vinyl/nylon hose, standard handset, supply elbow and flange, 24" slide bar	278.00
HW8	Standard handwall shower unit, 60" metal hose, standard handset, supply elbow and flange, with two wall hooks	218.00

HW9	Standard handwall shower unit, 60" metal hose, standard handset, supply elbow and flange, with two wall hooks and in-line vacuum breaker	256.00
HW10	Standard handwall shower unit, 60" stainless hose, standard handset, supply elbow and flange, with two wall hooks and in-line vacuum breaker	371.00
HW11	Handwall shower unit, 60" metal hose, standard handset, supply elbow and flange, 30" slide bar	378.00
HW12	Handwall shower unit, 69" vinyl/nylon hose, standard handset, supply elbow and flange, 30" slide bar	365.00
HW13	Handwall shower unit, 69" metal hose, standard handset, supply elbow and flange, 30" slide bar	521.00
HW14	Handwall shower unit, 60" metal hose, standard handset, supply elbow and flange, 36" grab bar with holder	800.00
HW15	Handwall shower unit, 60" metal hose, standard handset, supply elbow and flange, 24" grab bar with holder	519.00

Suffix	Description	List Addition
Handshower Units		
HS	Handshower unit with 60" metal hose, standard handset, 24" slide bar, and shower arm diverter valve	433.00
HS2	Handshower unit with 60" metal hose, standard handset, 24" slide bar, and shower arm diverter valve and in-line vacuum breaker	471.00
HS3	Handshower unit with 60" vinyl/nylon hose, standard handset, 24" slide bar, and shower arm diverter valve	349.00
HS4	Handshower unit with 60" metal hose, standard handset, two wall hooks, and shower arm diverter valve	260.00
HS5	Handshower unit with 60" vinyl/nylon hose, standard handset, two wall hooks, and shower arm diverter valve	245.00
HS6	Handshower unit with 69" metal hose, standard handset, 48" slide bar, and shower arm diverter valve	493.00
Handwall and Handshower Options		
H1	Standard hand-held shower head with chrome finish; 2.5 gpm	\$ 26.00
H2	Hand-held shower head with shut-off lever; off-white finish	47.00
H4	Hand-held shower head with pulse spray and shut-off lever; off-white finish	77.00
H7	Hand-held shower head with chrome finish; 2.0 gpm	67.00
H9	Hand-held shower head with chrome finish; 1.5 gpm	67.00
SE	Brass chrome-plated supply elbow and flange	45.00
QD	Quick disconnect in-line hose connector	214.00
VB	In-line vacuum breaker for use with 1/2" handwall hose	38.00
Z7000-GBH	Handwall shower head holder, for grab bar only	52.00
Z7000-GB24	24" stainless steel grab bar	197.00
Z7000-GB36	36" stainless steel grab bar	241.00
Z7000-GB24H	24" stainless steel grab bar with handwall shower head holder	245.00
Z7000-GB36H	36" stainless steel grab bar with handwall shower head holder	293.00
Institutional Shower Heads		
I2	Fixed institutional shower head; 2.5 GPM max.	\$ 30.00
I5	Large brass institutional shower head; 2.5 GPM max.	24.50
I6	Small brass institutional shower head; 2.5 GPM max.	N/C
I7	Fixed institutional shower head; 2.2 GPM max.	46.00
AP	Anchor plate assembly with screws for wall mount shower heads; for tile applications	54.00
BP	Base plate assembly with screws for wall mount shower heads; for walls over 4"	111.00
Miscellaneous		
CC	Conversion cover plate	43.00
DT	Dial thermometer	286.00
DT-LT	Dial thermometer less trim	248.00
RK7300-WF	Wall flange for fiberglass installations (Temp-Gard III Only)	9.60
SC	Pair of dual spring checks	111.00
WF	Wall flange for fiberglass installations	9.60

Please note: Custom modifications are made per order and will require manufacturing time. Please provide local sales representative with detail drawings. Upon receipt of drawings, layout will be issued from the factory along with quotation and lead time.

Each unit has suggested or recommended suffix options listed. Not every option may be available for every unit. The prices listed are list additions for purchasing a complete unit. If a part only is desired, please reference our parts price sheet.

Temp-Gard® Faucets



Sierra Lead-Free Faucet

Polished chrome-plated 4" centerset single control lavatory faucet with 5" integral spout, a ceramic disc cartridge and a temperature limit stop. Unit is furnished with 2.2 GPM variable orifice aerator (complying with ANSI A112.18.1M Standard for flow), an ADA compliant lever handle, 3/8" stainless steel flex hose 18 inches in length with 3/8" female compression fitting. Standard units and models listed below.

Model Number	Description	List Price
Z7440-XL	4" centerset Sierra faucet with 1/2" IPS connections, lever handle, and no pop-up hole	279.00
Z7441-XL	Sierra faucet with lift rod	288.00
Z7442-XL	4" centerset Sierra faucet with 1/2" IPS connections, lever handle, and metal pop-up	323.00
Z7443-XL	4" centerset Sierra faucet with 1/2" IPS connections, lever handle, no pop-up hole, and grid strainer	303.00
Aerator Options (Not Available in Satin)		List Addition
-FC	0.5 GPM vandal-resistant aerator	21.30
-LA	2.2 GPM laminar flow outlet	34.00
-SO	1.0 GPM spray outlet	39.00
-VP	2.2 GPM vandal-resistant aerator	13.90
Handle Options		List Addition
-LP	Loop handle	21.30
Miscellaneous Options		
-CST	3/8" copper inlets	21.20



Ceramic Disc Kitchen Faucets

Z7872C-XL

Polished chrome-plated 8" centerset single control kitchen faucet with integral 8" brass D-tube swing spout and a ceramic disc cartridge. Unit is furnished with 2.2 GPM variable orifice aerator (complying with ANSI A112.18.1M Standard for flow), an ADA compliant lever handle, 3/8" stainless steel flex hose 18 inches in length with 3/8" female compression fitting, cover plate, remote mounted hose spray with escutcheon, and mounting hardware.

Model Number	List Price	
Z7872C-XL	\$319.00	
Same as Above Less Hose Spray		
Z7870C-XL	277.00	
Aerator Options		List Addition
-FC	0.5 GPM vandal-resistant aerator, with swivel	21.30
-LA	2.2 GPM laminar flow outlet, with swivel	34.00
-SO	1.0 GPM spray outlet	39.00
-VP	2.2 GPM vandal-resistant aerator, with swivel	13.90



Z74500-XL 4" Centerset Faucet

Polished chrome-plated 4" centerset faucet with integral shanks, quarter-turn ceramic disc cartridges, and a 4-1/2" centerline integral spout. Unit is furnished with a 2.2 GPM variable orifice aerator (complying with ANSI A112.18.1 Standard for flow), 2-1/2" vandal-resistant brass lever handles, mounting hardware, and 1/2" coupling nuts for standard lavatory risers.

Model Number	Description	List Price
Z74500-XL	Polished Chrome-Plated 4" Centerset Faucet	202.00
Z74500-XL-STN	Satin 4" Centerset Faucet	218.00
Optional Accessories		
-FC	0.5 gpm vandal-resistant aerator	
-G	Grid strainer (Z8743-PC)	
-GH	ADA grid strainer (Z8746-PC)	
-LA	2.2 gpm laminar flow outlet	
-P	Pop-up drain (7342-PUA)	
-PR	ADA trap, stop, and supply protectors (Z8946-1-NT)	
-PRH	ADA trap, stop, and supply protectors for offset grid strainer (Z8946-3-NT)	
-SO	1.0 gpm spray outlet	
-VP	2.2 gpm vandal-resistant aerator	
-1	2-1/2" vandal-resistant metal lever handles	
-2	Vandal-resistant metal four arm handles	
-4	4" vandal-resistant metal wrist blade handles	
-6	6" vandal-resistant metal wrist blade handles	

Sensor Flush
Valves and Faucets

Manual Flush Valves

Aquaparts® Parts
and Assemblies

AquaSpec®
Commercial Faucets

Temp-Gard®
Products

Tubular Brass
Plumbing Products

Commercial Fixtures

Temp-Gard® Aqua-Panel



Z7500
The Z7500 Series is a stainless steel shower unit of 18-gauge shroud with pressure balanced mixing valve, service stops, and metal lever handle. The unit is complete with an institutional brass ball joint shower head, soap dish, and piping.

Model Number	List Price	Unit Weight (lbs.)
Z7500	\$1,571.00	13
Z7500-DV-2P-HW	2,041.00	21
Z7500-HW	1,843.00	15
Z7500-i2	1,534.00	12.5
Z7500-LS	1,502.00	12.5
Z7500-SL	1,451.00	12



Z7533
The Z7533 Series is a stainless steel shower unit of 18-gauge shroud with pressure balanced mixing valve and slow-closing push button metering valve, service stops, and metal lever handle. The unit is complete with an institutional brass ball joint shower head, soap dish, and piping. Includes Z7000-SC dual spring checks for cross connection protection.

Model Number	List Price	Unit Weight (lbs.)
Z7533	\$2,031.00	15
Z7533-DV-2P-HW	2,500.00	24
Z7533-HW	2,303.00	18
Z7533-i2	1,992.00	14.5
Z7533-LS	1,961.00	14.5
Z7533-SL	1,911.00	14



Z7530
The Z7530 Series is a stainless steel shower unit of 18-gauge shroud with push button metering valve for tempered water systems and service stop. The unit is complete with an institutional brass ball joint shower head, soap dish, and piping.

Model Number	List Price	Unit Weight (lbs.)
Z7530	\$1,925.00	13
Z7530-DV-2P-HW	2,405.00	21
Z7530-HW	2,178.00	15
Z7530-i2	1,887.00	12.5
Z7530-LS	1,857.00	12.5
Z7530-SL	1,760.00	12



Z7500-CR
The Z7500-CR Series is a stainless steel shower unit for corner installations of 18-gauge shroud with pressure balanced mixing valve, service stops, and metal lever handle. The unit is complete with an institutional brass ball joint shower head, soap dish, and piping.

Model Number	List Price	Unit Weight (lbs.)
Z7500-CR	\$1,905.00	15
Z7500-CR-DV-2P-HW	2,375.00	23
Z7500-CR-HW	2,177.00	17
Z7500-CR-i2	1,867.00	14.5
Z7500-CR-LS	1,836.00	14.5
Z7500-CR-SL	1,785.00	14



Z7550
The Z7550 Series is a stainless steel shower unit of 18-gauge shroud with volume control on/off valve for tempered water systems and service stop. The unit is complete with an institutional brass ball joint shower head, soap dish, and piping.

Model Number	List Price	Unit Weight (lbs.)
Z7550	\$1,591.00	12
Z7550-DV-2P-HW	2,061.00	20
Z7550-HW	1,863.00	14
Z7550-i2	1,554.00	11.5
Z7550-LS	1,522.00	11.5
Z7550-SL	1,473.00	11



Z7500-FL
The Z7500-FL Series is a stainless steel shower unit for flush installations of 18-gauge shroud with pressure balanced mixing valve, service stops, and metal lever handle. The unit is complete with an institutional brass ball joint shower head, severe service brackets, and piping.

Model Number	List Price	Unit Weight (lbs.)
Z7500-FL	\$1,757.00	13
Z7500-FL-DV-2P-HW	2,228.00	21
Z7500-FL-HW	2,031.00	15
Z7500-FL-i2	1,720.00	12.5
Z7500-FL-RSD	2,156.00	14



Z7500-i2



Z7500-DV-HW



Z7500-HW

Temp-Gard® Aqua-Panel



Z7500-TS

The Z7500-TS Series is a stainless steel tub and shower unit of 18-gauge shroud with pressure balanced mixing valve with diverter tub spout, service stops, and metal lever handle. The unit is complete with an institutional brass ball joint shower head and piping.

Model Number	List Price	Unit Weight (lbs.)
Z7500-TS	\$2,943.00	18
Z7500-TS-i2	2,906.00	26
Z7500-TS-HW	3,217.00	26



Z7500-W2

The Z7500-W2 Series is a stainless steel shower unit of 18-gauge shroud with two pressure balanced mixing valves, service stops, and metal lever handles. The unit is complete with an institutional brass ball joint shower head and piping with severe service brackets.

Model Number	List Price	Unit Weight (lbs.)
Z7500-W2	\$4,039.00	22
Z7500-W2-i2	4,002.00	25.5
Z7500-W2-HW (Unit with one handwall.)	4,312.00	25.5



Z7500-W3

The Z7500-W3 Series is a stainless steel shower unit of 18-gauge shroud with three pressure balanced mixing valves, service stops, and metal lever handles. The unit is complete with an institutional brass ball joint shower head and piping with severe service brackets.

Model Number	List Price	Unit Weight (lbs.)
Z7500-W3	\$4,754.00	30
Z7500-W3-i2	4,716.00	33.5
Z7500-W3-HW (Unit with one handwall.)	5,026.00	33.5

Suffix Description

List Addition

TempGard Shower Panel Options - 7500 Series

LS	Less soap dish	Unit specific
RSD	Recessed soap dish	\$398.00
SL	Short length unit	Unit specific
SC	Pair of dual spring checks	111.00

Shroud Thickness Modifications

Net addition

16-gauge stainless steel	POA
14-gauge stainless steel	POA

Custom Modifications

TC	Matching thru-ceiling extension pipe covers, standard width 6" (18-gauge stainless steel is standard)	
	18-gauge stainless steel	POA
	16-gauge stainless steel	POA
	14-gauge stainless steel	POA
	1. After length needed is determined, use part number 7500-8EX- <i>length needed</i> . Please specify length to the nearest .25".	
	2. Add following brackets:	
	External: 7500-17A	POA
	Internal: 7500-17B	POA
	(One of each bracket is used per vertical extension.)	

TH	Matching horizontal pipe covers and caps; standard width 6" (18-gauge stainless steel is standard)	
	18-gauge stainless steel	POA
	1. At the time of order, a rough sketch is needed showing location of showers, walls, length of panel runs.	
	2. No orders will be accepted without contractor and/or engineer approval.	

RS	Severe service brackets (for penal and other severe service applications) Top and bottom brackets	List addition POA
-----------	--	----------------------

Sensor Flush
Valves and Faucets

Manual Flush Valves

Aquaparts® Parts
and Assemblies





AquaSpec®
Commercial Faucets






Temp-Gard®
Products

Tubular Brass
Plumbing Products

Commercial Fixtures

Temp-Gard® Accessories

Part No.	Description	List Price
Temp-Gard I Shower Valve Series Handles		
Z7000-LH	Lever handle	\$16.00
Z7000-STH	Standard ABS chrome-plated handle with screw and button	1.60
Temp-Gard III Shower Valve Series Handles		
RK7300-LH	Lever handle	\$37.00
RK7300-LHS	Sierra Series lever handle	41.00
RK7300-LHS-STN	Sierra Series lever handle; satin nickel	87.00
Arms		
Z7000-A1	Standard 6" shower arm and stamped escutcheon	\$21.70
Z7000-A1-STN	Standard 6" shower arm and stamped escutcheon; satin nickel	34.00
Z7000-A2	Standard 6" shower arm and cast escutcheon	27.00
Z7000-A3	8" shower arm and stamped escutcheon	29.00
Z7000-A4	8" shower arm and cast escutcheon	36.00
Conversion Hardware for Shower Valves		
Z7000-CC	Stainless steel conversion cover plate and hardware	49.00
Z7000-WF	TG1 Wall mount flange for fiberglass installations	4.20
RK7300-WF	TG3 Wall mount flange for fiberglass installations	9.60
Shower Heads		
Z7000-S1	 Standard ABS plastic chrome-plated shower head with brass ball joint connector; 2.5 GPM max.	\$35.00
Z7000-S5	 Large brass shower head with spray adjustment, chrome finish; 2.5 GPM max.	96.00
Z7000-S5-2.0	Large brass shower head with spray adjustment, chrome finish; 2.0 GPM max.	96.00
Z7000-S5-1.75	Large brass shower head with spray adjustment, chrome finish; 1.75 GPM max.	96.00
Z7000-S5-1.5	Large brass shower head with spray adjustment, chrome finish; 1.5 GPM max.	96.00
Z7000-S5-1.25	Large brass shower head with spray adjustment, chrome finish; 1.25 GPM max.	96.00
Z7000-S5-STN	Large brass shower head with spray adjustment, satin nickel finish; 2.5 GPM max.	128.00
Z7000-S5-VP	 Large brass shower head with spray adjustment, chrome finish, vandal resistant; 2.5 GPM max.	108.00
Z7000-S6	 Small brass shower head with brass ball joint connector, spray adjustment, chrome finish; 2.5 GPM max.	71.00
Z7000-S6-2.0	Small brass shower head with brass ball joint connector and spray adjustment, chrome finish; 2.0 GPM max.	71.00
Z7000-S6-1.75	Small brass shower head with brass ball joint connector and spray adjustment, chrome finish; 1.75 GPM max.	71.00
Z7000-S6-1.5	Small brass shower head with brass ball joint connector and spray adjustment, chrome finish; 1.5 GPM max.	71.00
Z7000-S6-1.25	Small brass shower head with brass ball joint connector and spray adjustment, chrome finish; 1.25 GPM max.	71.00

Part No.	Description	List Price
Shower Heads, continued		
Z7000-S6-VP	 Small brass shower head with brass ball joint connector and spray adjustment, chrome finish, vandal resistant; 2.5 GPM max.	\$ 95.00
Z7000-S6-STN	Small brass shower head with brass ball joint connector, spray adjustment, satin nickel finish; 2.5 GPM max.	108.00
Z7000-S7	 Brass fixed spray shower head with brass ball joint connector, fixed spray pattern, chrome finish; 2.2 GPM max.	118.00
Z7000-S7-VP	 Brass fixed spray shower head with brass ball joint connector, fixed spray pattern, chrome finish, vandal resistant; 2.2 GPM max.	135.00
Z7000-S8	 Water saver shower head with adjustable spray and brass ball joint connector, constant flow orifice; 1.75 GPM flow	36.00
Z7000-S8-STN	Water saver shower head with adjustable spray and brass ball joint connector, constant flow orifice, satin nickel finish; 1.75 GPM flow	64.00
Z7000-S9	 Water saver shower head with adjustable spray and brass ball joint connector, constant flow orifice; 1.5 GPM flow	36.00
Z7000-S9-STN	Water saver shower head with adjustable spray and brass ball joint connector, constant flow orifice, satin nickel finish; 1.5 GPM flow	60.00
Z7000-S10	Water saver shower head with adjustable spray and brass ball joint connector, constant flow orifice; 1.25 GPM flow	36.00
Institutional Shower Heads		
Z7000-I2-1.25	Institutional wall mount with fixed spray shower head; 1.25 GPM max.	\$191.00
Z7000-I2-1.5	Institutional wall mount with fixed spray shower head; 1.5 GPM max.	191.00
Z7000-I2-1.75	Institutional wall mount with fixed spray shower head; 1.75 GPM max.	191.00
Z7000-I2-2.0	Institutional wall mount with fixed spray shower head; 2.0 GPM max.	191.00
Z7000-I2	Institutional wall mount with fixed spray shower head; 2.5 GPM max.	191.00
Z7000-I5-1.25	Institutional wall mount with large brass shower head with spray adjustment, chrome finish; 1.25 GPM max.	253.00
Z7000-I5-1.5	Institutional wall mount with large brass shower head with spray adjustment, chrome finish; 1.5 GPM max.	253.00
Z7000-I5-1.75	Institutional wall mount with large brass shower head with spray adjustment, chrome finish; 1.75 GPM max.	253.00

Temp-Gard® Accessories

Part No.	Description	List Price
Institutional Shower Heads, continued		
Z7000-I5-2.0	Institutional wall mount with large brass shower head with spray adjustment, chrome finish; 2.0 GPM max.	\$253.00
Z7000-I5	Institutional wall mount with large brass shower head with spray adjustment, chrome finish; 2.5 GPM max.	253.00
Z7000-I6-1.25	Institutional wall mount with small brass shower head with brass ball joint connector, spray adjustment, chrome finish; 1.25 GPM max.	229.00
Z7000-I6-1.5	Institutional wall mount with small brass shower head with brass ball joint connector, spray adjustment, chrome finish; 1.5 GPM max.	229.00
Z7000-I6-1.75	Institutional wall mount with small brass shower head with brass ball joint connector, spray adjustment, chrome finish; 1.75 GPM max.	229.00
Z7000-I6-2.0	Institutional wall mount with small brass shower head with brass ball joint connector, spray adjustment, chrome finish; 2.0 GPM max.	229.00
Z7000-I6	Institutional wall mount with small brass shower head with brass ball joint connector, spray adjustment, chrome finish; 2.5 GPM max.	229.00
Z7000-I7	Institutional wall mount brass fixed spray shower head with brass ball joint connector, fixed spray pattern, chrome finish; 2.2 GPM max.	273.00
Z7000-I8	Institutional wall mount water saver shower head with adjustable spray and brass ball connector, constant flow orifice; 1.75 GPM flow	209.00
Z7000-I9	Institutional wall mount water saver shower head with adjustable spray and brass ball connector, constant flow orifice; 1.5 GPM flow	209.00
Z7000-I10-AQ	Institutional wall mount water saver shower head with adjustable spray and brass ball connector, constant flow orifice; 1.25 GPM flow	209.00
Z7000-AP	Anchor plate assembly with screws for wall mount shower heads; for tile applications	54.00
Z7000-BP	Base plate assembly with screws for wall mount shower heads; for walls over 4"	111.00
Diverter Valves and Spring Checks		
Z7000-DV-2P	Two-way diverter valve; three-port 1/2" copper sweat	\$198.00
Z7000-DS	Shower arm diverter; push/pull type, for hand shower units only	167.00
Z7000-SC	Pair of dual spring checks	111.00
Miscellaneous Diverter Valve Parts		
7073-33	Spring	\$7.50
7073-80	Friction ring	3.20
7073-81	Escutcheon assembly	14.00
Handwall Units		
Z7000-HW	Handwall shower unit, 60" metal hose, standard handset, supply elbow and flange, 24" slide bar	\$273.00
Z7000-HW2	Handwall shower unit, 69" metal hose, standard handset, supply elbow and flange, 24" slide bar	346.00

Part No.	Description	List Price
Handwall Units, continued		
Z7000-HW3	Handwall shower unit, 69" metal hose, standard handset, supply elbow and flange, 48" slide bar	\$426.00
Z7000-HW4	Handwall shower unit, 69" vinyl/nylon hose, standard handset, supply elbow and flange, 24" slide bar	262.00
Z7000-HW5	Handwall shower unit, 69" vinyl/nylon hose, standard handset, supply elbow and flange, 48" slide bar	386.00
Z7000-HW6	Handwall shower unit, 60" metal hose, standard handset, supply elbow and flange, 24" slide bar and vacuum breaker	312.00
Z7000-HW7	Handwall shower unit, 60" vinyl/nylon hose, standard handset, supply elbow and flange, 24" slide bar	278.00
Z7000-HW8	Standard handwall shower unit, 60" metal hose, standard handset, supply elbow and flange, with two wall hooks	218.00
Z7000-HW9	Standard handwall shower unit, 60" metal hose, standard handset, supply elbow and flange, with two wall hooks and in-line vacuum breaker	256.00
Z7000-HW10	Standard handwall shower unit, 60" stainless hose, standard handset, supply elbow and flange, with two wall hooks and in-line vacuum breaker	372.00
Z7000-HW11	Handwall shower unit, 60" metal hose, standard handset, supply elbow and flange, 30" slide bar	378.00
Z7000-HW12	Handwall shower unit, 69" vinyl/nylon hose, standard handset, supply elbow and flange, 30" slide bar	365.00
Z7000-HW13	Handwall shower unit, 69" metal hose, standard handset, supply elbow and flange, 30" slide bar	521.00
Z7000-HW14	Handwall shower unit, 60" metal hose, standard handset, supply elbow and flange, 36" grab bar with holder	800.00
Z7000-HW15	Handwall shower unit, 60" metal hose, standard handset, supply elbow and flange, 24" slide bar with holder	519.00
Handshower Units		
Z7000-HS	Handshower unit with 60" metal hose, standard handset, 24" slide bar, and shower arm diverter valve	\$433.00
Z7000-HS2	Handshower unit with 60" metal hose, standard handset, 24" slide bar, shower arm diverter valve, and in-line vacuum breaker	461.00
Z7000-HS3	Handshower unit with 60" vinyl/nylon hose, standard handset, 24" slide bar, and shower arm diverter valve	349.00
Z7000-HS4	Handshower unit with 60" metal hose, standard handset, two wall hooks, and shower arm diverter valve	260.00
Z7000-HS5	Handshower unit with 60" vinyl/nylon hose, standard handset, two wall hooks, and shower arm diverter valve	245.00
Z7000-HS6	Handshower unit with 69" metal hose, standard handset, 48" slide bar, and shower arm diverter valve	493.00
Miscellaneous Handwall Parts		
7080-92	24" slide bar	\$135.00
7081-92	48" slide bar	282.00
7082-92	30" slide bar	202.00

Sensor Flush
Valves and Faucets

Manual Flush Valves

Aquaparts® Parts
and Assemblies









AquaSpec®
Commercial Faucets

Temp-Gard®
Products

Tubular Brass
Plumbing Products

Commercial Fixtures

Temp-Gard® Accessories

Part No.	Description	List Price
Handwall and Handshower Options/Accessories		
Z7000-GBH	 Handwall shower head holder, for grab bar only	\$52.00
Z7000-GB24	 24" stainless steel grab bar	197.00
Z7000-GB36	 36" stainless steel grab bar	241.00
Z7000-GB24H	 24" stainless steel grab bar with handwall shower head holder	245.00
Z7000-GB36H	 36" stainless steel grab bar with handwall shower head holder	293.00
Z7000-H1	Standard hand-held shower head with chrome finish; 2.5 gpm	26.00
Z7000-H2	Hand-held shower head with shut-off lever; off white finish	47.00
Z7000-H4	Hand-held shower head with pulse spray and shut-off lever; off-white finish	77.00
Z7000-H7	 Hand-held shower head with chrome finish; 2.0 gpm	67.00
Z7000-H9	 Hand-held shower head with chrome finish; 1.5 gpm	67.00
Z7000-QD	Quick disconnect in-line hose connector	214.00
Z7000-SE	Brass chrome-plated supply elbow and flange	45.00
Tub Spouts		
Z7000-T2	 Standard tub spout with pull-up diverter with 1/2" female IPS	41.00
Z7000-T4	Cast brass tub spout with diverter, chrome finish and 1/2" female IPS	96.00

Part No.	Description	List Price
Atmospheric Vacuum Breakers		
Z7000-VB	In-line vacuum breaker for use with 1/2" handwall hose	\$38.00
Dial Thermometers		
Z7000-DT	Dial thermometer with color-coded face and bi-metallic probe	\$286.00
Z7000-DT-LT	Dial thermometer less trim	248.00
Metering Valves		
Z7130	Slow closing push-button metering valve	\$423.00
Z7130-SS	Slow closing push-button metering valve with service stop	457.00
Repair Kit for Metering Valve		
G60522	Metering handle assembly	\$41.00
G60561	Handle nut assembly	23.80
G67800	Metering cartridge assembly	58.00
G61994	Shower valve escutcheon	11.90
G67788	Shank filter assembly	15.00
Tract Packs for Temp-Gard I Series Valves		
TPK7100-SS	3-Port shower only valve with service stops	\$288.00
TPK7120-SS	3-Port shower only valve with volume control and service stops	354.00
TPK7200-SS	4-Port tub and shower valve with service stops	299.00
TPK7220-SS	4-Port tub and shower valve with integral diverter valve and service stops	321.00
Tract Packs for Temp-Gard III Series Valves		
TPK7300-SS	4-Port valve only with tub plug, service stops, and 1/2" female NPT threaded connections	\$211.00
TPK7300-SSC	4-Port valve only with tub plug, service stops, and 1/2" copper sweat connections	211.00
TPK7300-SS-STN	4-Port valve only with tub plug, satin nickel finish, service stops, and 1/2" female NPT threaded connections	303.00
TPK7300-SSC-STN	4-Port valve only with tub plug, satin nickel finish, service stops, and 1/2" copper sweat connections	303.00
Trim Packs for Temp-Gard I Series Valves		
TMPK7100	Trim pack for shower valve only; chrome-plated ABS plastic main cover, escutcheon, standard handle; complete with dial plate and screws	\$36.00
TMPK7100-LH	Trim pack for shower valve only; chrome-plated ABS plastic main cover, escutcheon, metal lever handle; complete with dial plate and screws	53.00
TMPK7100-MT	Trim pack for shower valve only; chrome-plated metal main cover, escutcheon, metal lever handle; complete with dial plate and screws	62.00
TMPK7101	Trim pack for shower valve with accessories; chrome-plated ABS plastic main cover, escutcheon, standard handle, shower head, shower arm, arm escutcheon; complete with dial plate and screws	71.00
TMPK7101-LH	Trim pack for shower valve with accessories; chrome-plated ABS plastic main cover, escutcheon, metal lever handle, shower head, shower arm, arm escutcheon; complete with dial plate and screws	89.00

Temp-Gard® Accessories

Part No.	Description	List Price
Trim Packs for Temp-Gard I Series Valves, continued		
TMPK7101-MT	Trim pack for shower valve with accessories; chrome-plated metal main cover, escutcheon, metal lever handle, shower head, shower arm, arm escutcheon; complete with dial plate and screws	\$106.00
TMPK7120	Trim pack for shower valve only with volume control; chrome-plated ABS plastic main cover, escutcheon, standard handle, volume control handle; complete with dial plate and screws	45.00
TMPK7120-LH	Trim pack for shower valve only with volume control; chrome-plated ABS plastic main cover, escutcheon, metal lever handle, volume control handle; complete with dial plate and screws	61.00
TMPK7120-MT	Trim pack for shower valve only with volume control; chrome-plated metal main cover, escutcheon, metal lever handle, volume control handle; complete with dial plate and screws	86.00
TMPK7121	Trim pack for shower valve only with volume control and accessories; chrome-plated ABS main cover, escutcheon, standard handle, diverter handle, shower head, shower arm, arm escutcheon; complete with dial plate and screws	93.00
TMPK7121-LH	Trim pack for shower valve only with volume control and accessories; chrome-plated ABS main cover, escutcheon, metal lever handle, diverter handle, shower head, shower arm, arm escutcheon; complete with dial plate and screws	109.00
TMPK7121-MT	Trim pack for shower valve only with volume control and accessories; chrome-plated metal main cover, escutcheon, metal lever handle, diverter handle, shower head, shower arm, arm escutcheon; complete with dial plate and screws	130.00
TMPK7200	Trim pack for tub and shower valve only; chrome-plated ABS plastic main cover, escutcheon, standard handle; complete with dial plate and screws	36.00
TMPK7200-LH	Trim pack for tub and shower valve only; chrome-plated ABS plastic main cover, escutcheon, metal lever handle; complete with dial plate and screws	53.00
TMPK7200-MT	Trim pack for tub and shower valve only; chrome-plated metal main cover, escutcheon, metal lever handle; complete with dial plate and screws	85.00
TMPK7201	Trim pack for tub and shower valve only with accessories; chrome-plated ABS plastic main cover, escutcheon, standard handle, shower head, shower arm, arm escutcheon, diverter tub spout, complete with dial plate and screws	102.00
TMPK7201-LH	Trim pack for tub and shower valve with accessories; chrome-plated ABS plastic main cover, escutcheon, metal lever handle, shower head, shower arm, arm escutcheon, diverter tub spout; complete with dial plate and screws	118.00
TMPK7201-MT	Trim pack for tub and shower valve with accessories; chrome-plated metal main cover, escutcheon, metal lever handle, shower head, shower arm, arm escutcheon, diverter tub spout; complete with dial plate and screws	150.00

Part No.	Description	List Price
Trim Packs for Temp-Gard I Series Valves, continued		
TMPK7220	Trim pack for tub and shower valve with volume control, chrome-plated ABS plastic main cover, escutcheon, standard handle, volume control handle; complete with dial plate and screws	\$47.00
TMPK7220-LH	Trim pack for tub and shower valve with volume control, chrome-plated ABS plastic main cover, escutcheon, metal lever handle, volume control handle; complete with dial plate and screws	64.00
TMPK7220-MT	Trim pack for tub and shower valve with volume control; chrome-plated metal main cover, escutcheon, metal lever handle, volume control handle; complete with dial plate and screws	92.00
TMPK7221	Trim pack for tub and shower valve with volume control and accessories, chrome-plated ABS plastic main cover, escutcheon, standard handle, volume control handle, shower head, shower arm, arm escutcheon, tub spout; complete with dial plate and screws	95.00
TMPK7221-LH	Trim pack for tub and shower valve with volume control and accessories; chrome-plated ABS plastic main cover, escutcheon, metal lever handle, volume control handle, shower head, shower arm, arm escutcheon, tub spout; complete with dial plate and screws	112.00
TMPK7221-MT	Trim pack for tub and shower valve with volume control and accessories; chrome-plated metal main cover, escutcheon, metal lever handle, volume control handle, shower head, shower arm, arm escutcheon, tub spout; complete with dial plate and screws	126.00
Trim Packs for Temp-Gard III Series Valves		
TMPK7300-MT	Chrome-plated metal cover with index, escutcheon nut, handle, screws, and gasket	\$94.00
TMPK7301-MT	Chrome-plated metal cover with index, escutcheon nut, handle, screws, and gasket, Z7000-S1 shower head, Z7000-A1 shower arm and shower flange	124.00
TMPK7302-MT	Chrome-plated metal cover with index, escutcheon nut, handle, screws, and gasket, Z7000-S1 shower head, Z7000-A1 shower arm and shower flange, and Z7000-T2 diverter tub spout	154.00
TMPK7300-ST	Sierra Series chrome-plated metal cover, escutcheon nut, handle, screws, gasket, and plastic dial plate	118.00
TMPK7300-STN	Sierra Series satin nickel metal cover, escutcheon nut, handle, screws, gasket, and plastic dial plate	170.00
TMPK7301-ST	Sierra Series chrome-plated metal cover, escutcheon nut, handle, screws, gasket, plastic dial plate, shower head, shower arm, and shower flange	150.00
TMPK7301-STN	Sierra Series satin nickel metal cover, escutcheon nut, handle, screws, gasket, plastic dial plate, shower head, shower arm, and shower flange	214.00

Sensor Flush
Valves and Faucets

Manual Flush Valves

Aquaparts® Parts
and Assemblies

AquaSpec®
Commercial Faucets

Temp-Gard®
Products

Tubular Brass
Plumbing Products

Commercial Fixtures

Temp-Gard® Accessories

Part No.	Description	List Price
Trim Packs for Temp-Gard III Series Valves, continued		
TMPK7302-ST	Sierra Series chrome-plated metal cover, escutcheon nut, handle, screws, gasket, plastic dial plate, shower head, shower arm, shower flange, and diverter tub spout	\$183.00
TMPK7302-STN	Sierra Series satin nickel metal cover, escutcheon nut, handle, screws, gasket, plastic dial plate, shower head, shower arm, shower flange, and diverter tub spout	262.00
Shower Valve Repair Kits for Temp-Gard I Series Valves		
RK7000-100	Repair kit, packing	\$7.50
RK7000-110	Repair kit, adjustment screw	7.50
RK7000-11AB	Repair kit, two trim screws, black anodized stainless	4.20
RK7000-11ABL	Repair kit, two trim screws (long); black anodized stainless	11.90
RK7000-120	Repair kit, seal replacement kit	9.60
RK7000-180	Repair kit, hot and cold seat replacement	61.00
RK7000-18RC	Repair kit, reverse core valve seat	66.00
RK7000-18T00LS	Repair kit, seat tools	27.00
RK7000-200	Repair kit, complete bonnet nut with adjusting screw	31.00
RK7000-20HB	Repair kit, complete bonnet nut, 3/4" hose bibb flushing out kit	35.00
RK7000-50	Repair kit, valve stem complete	109.00
RK7000-50ACL	Repair kit, valve stem complete (Andre Collection)	119.00
RK7000-50A	Repair kit, service stops	14.00
RK7000-50FL	Repair kit, stem, for harsh water conditions	109.00
RK7000-50B	Repair kit, diverter stem for Z7220 Series manufactured prior to the year 2000 (Cream Colored)	7.50
RK7000-50BN	Repair kit, diverter stem for Z7220 Series manufactured during or after the year 2000 (White with Black Gasket)	14.00
RK7000-50C	Repair kit, diverter stem for Z7120 Series (Black)	7.50
RK7000-50EXT	Extension kit for the RK7000-50, increases length by 1-1/4"	91.00
RK7073-50	Repair kit, 2-way and 3-way replacement stem complete RK	54.00
RK7073-50EXT	Repair kit with 1" extension, 2-way and 3-way replacement stem complete RK	261.00

Part No.	Description	List Price
Shower Valve Repair Kits for Temp-Gard III Series Valves		
RK7300-CART-3P	Pressure balancing cartridge	\$89.00
RK7300-EXT	Extension kit, polished chrome, increases length by	81.00
RK7300-EXT-STN	Extension kit, satin nickel, increases length by 1"	112.00
RK7300-LH	Lever handle	37.00
RK7300-WF	Wall flange	9.60
RK7300-11AE-001	Standard 3" cover screws	12.90
RK7300-11AE-002	4" cover screws	19.10
RK7300-11AV	Vandal-resistant 3" cover screws	19.10
RK7300-20HB	Hose bib flushing-out kit	155.00
RK7300-50A	Service/check stop repair kit	20.20
RK7300-8MT-002	Cover plate with index	31.00
Miscellaneous Temp-Gard I Parts		
7000-3	Diverter retainer	\$7.50
7000-3D	Stop retainer	2.10
7000-6C	Diverter handle	14.00
7000-11D	Retainer screw	3.20
7000-32	Diverter handle retainer clip	3.20
7000-90	Cover gasket	3.20
Miscellaneous Temp-Gard III Parts		
7300-81MT	Escutcheon	\$34.00
Shower Valve Repair Kits for Aqua-Panel		
RK7500-50A	Repair kit, service stops	\$22.80
RK7500-200	Repair kit, complete bonnet nut	57.00
<i>All other repair kits are the same as Temp-Gard I series valve.</i>		
Miscellaneous Aqua-Panel Parts		
7000-12E	Flow control washer	\$3.20
7500-29	Outlet adapter	11.90
Sierra Faucet Repair Kits		
RK7440-3	Retaining nut	\$10.40
RK7440-90	Base plate	10.40
RK7440-CART	Ceramic control cartridge	38.00
RK7440-HK	Inlet gasket kit with brass nuts	11.90
RK7440-36W	Spout repair kit	40.00
Sierra Faucet Aerators, Z7440		
RK7440-94	Standard 2.2 GPM aerator	\$9.60
RK7440-94-STN	Standard 2.2 GPM aerator, satin nickel finish	59.00
7440-94FC/WK	0.5 GPM vandal-resistant aerator	59.00
7440-94LA	2.2 GPM laminar flow outlet	34.00
RK7440-94SO	1.0 GPM spray outlet	51.00
7440-94VP/WK	2.2 GPM vandal-resistant aerator	39.00

Temp-Gard® Accessories

Part No.	Description	List Price
Sierra Faucet Aerators, Z74500		
RK74500-94	Standard 2.2 GPM aerator	\$38.00
RK74500-94-STN	Standard 2.2 GPM aerator, satin nickel finish	59.00
RK74500-94FC	0.5 GPM vandal-resistant aerator	34.00
RK74500-94LA	2.2 GPM laminar flow outlet	34.00
RK74500-94SO	1.0 GPM spray outlet	52.00
RK74500-94VP	2.2 GPM vandal-resistant aerator	39.00
Sierra Faucet Handles, Z7440		
RK7440-LH	Standard lever handle assembly	\$36.00
RK7440-LP	Loop handle assembly	20.20
RK7440-LP-STN	Loop handle assembly, satin nickel	34.00
Z74500, Z74600, and Z74700 Handles and Indexes		
RK74500-LH	Handle assembly	\$57.00
G60501	2-1/2" vandal-resistant metal lever handles	35.00
G60503	Vandal-resistant metal four-arm handles	39.00
G60504	4" vandal-resistant metal wrist blade handles	118.00
G60508	6" vandal-resistant metal wrist blade handles	128.00
G67801	Hot and cold indexes	11.90
G67812	Hot and cold indexes, satin nickel finish	17.10
Miscellaneous Sierra Faucet Parts		
Z8743-PC	1-1/4" grid drain assembly	\$41.00
Z8743-PC-STN	1-1/4" grid drain assembly, satin nickel	83.00
7340-920	Lift rod	14.00
7340-920-STN	Lift rod, satin nickel	27.00
7342-PUA	1-1/4" pop-up drain assembly	60.00
7342-PUA-STN	1-1/4" pop-up drain assembly, satin nickel	120.00

Part No.	Description	List Price
Z7870 Series Repair Kits		
RK7872C-XL-DV	Hose spray diverter	\$8.50
RK7872C-XL-QR	Quad ring seal kit	6.40
RK7872C-XL-CART	Cartridge assembly	32.00
RK7872C-XL-3	Bonnet nut assembly	41.00
RK7872C-XL-6	Lever handle assembly	54.00
RK7872C-XL-21	Spray hose and handset assembly	49.00
Z7870C Series Aerators		
RK7872C-94	Standard 2.2 GPM aerator	\$40.00
RK7872C-94FC	0.5 GPM vandal-resistant aerator	51.00
RK7872C-94LA	2.2 GPM laminar flow outlet	51.00
RK7872C-SO	1.0 GPM spray outlet	51.00
RK7872C-94VP	2.2 GPM vandal-resistant aerator	51.00

Sensor Flush
Valves and Faucets

Manual Flush Valves

Aquaparts® Parts
and Assemblies

AquaSpec®
Commercial Faucets

Temp-Gard®
Products

Tubular Brass
Plumbing Products

Commercial Fixtures

Notes



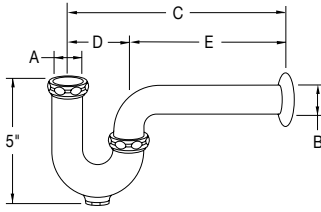
Commercial Brass
Tubular Brass Plumbing Products



Notes

Tubular Brass Products Index

Semi-Cast Traps	182	Standard Lavatory Supply	202
P-Traps with Wall Bend	182	Stops and Kits	187
P-Traps with Wall Bend Less Cleanout	182	Z8800-XL Series	187
P-Traps with Wall Bend Less Cleanout with Cleanout – Tamper Proof	183	Z8802-XL Series	187
Swivel P-Traps	183	Z8803-XL Series	188
All-Cast Swivel Traps with Copper Extension P-Trap	183	Z8804-XL Series	188
		Z8805-XL Series	188
		Z8806-XL Series	189
		Z8807-XL Series	189
		Z8808-XL Series	190
		Z8809-XL Series	190
Strainers, P.o. Plugs And Offsets	184	Heavy Duty Lavatory Supply	
Beehive Urinal Strainers	184	Stops and Kits	191
Flat Grid Urinal Strainers	184	ZH8820-XL Series	191
Flat Grid Fips Urinal Strainers	184	ZH8822-XL Series	191
Flat Grid Sink Strainers	184	ZH8823-XL Series	192
Wide Top Sink Strainers	184	ZH8824-XL Series	192
Basket Strainers	185	ZH8825-XL Series	192
Solid Top, Open-Grid P.O. Plugs	185	ZH8826-XL Series	193
Offset Lavatory Strainers, ADA Compliant	186	ZH8827-XL Series	193
Offset Sink Strainers, ADA Compliant	186		
		Standard Closet Supply	
		Stops and Kits	194
		Z8800-XL Series	194
		Z8802-XL Series	194
		Z8803-XL Series	195
		Z8804-XL Series	195
		Z8805-XL Series	196
		Z8806-XL Series	196
		Z8807-XL Series	196
		Z8808-XL Series	197
		Z8809-XL Series	197
		Heavy Duty Closet Supply	
		Stops and Kits	198
		ZH8820-XL	198
		ZH8822-XL	198
		ZH8823-XL	199
		ZH8824-XL	199
		ZH8825-XL	200
		ZH8826-XL	200
		ZH8827-XL	200
		Braided Stainless Steel Supplies	201
		Lavatory/Sink	201
		Closet Supplies	201
		Flanges and Nipples	202
		Trap, Stop, and Supply Protectors	203
		INSUL-GUARD™ RetroFit Kits	203
		Pre-Wrapped Cast Body P-traps with Tubular Wall Bend	203
		Pre-Wrapped Cast Body P-traps with Lavatory Offset Assembly	203
		Traps	204
		Tubular P-Traps	204
		Tubular P-Traps – Choked Inlet	204
		Tubular P-Traps – Extra Long, 15" and 18"	204
		Tubular S-Traps	205
		Low Inlet P-Traps	205
		Repair P-Traps and P-Bends	205
		Los Angeles Code Traps	205
		Washington D.C. Traps	205
		Milwaukee P-Traps	205
		Overflows	206
		Brass Waste and Overflows	206
		Brass Trip Lever Wastes	206
		Brass Pop-Up Trip Lever	206
		Brass Pop-Up Foot Activated	206
		Lift and Turn Wastes	206
		Basket Strainers	207
		Basket Strainer	207
		Basket Strainer Chrome-Plated Brass Body	207
		Basket Strainer All Stainless Steel Body – Stick Type	207
		Flat Top Sink Strainer 3"-3-1/2" Outlet with Reversible Locknut	209
		Jr. 2" Basket Strainer	209
		Duplex Sink Strainer 2"-2-1/2" Outlet	209
		Accessories	209

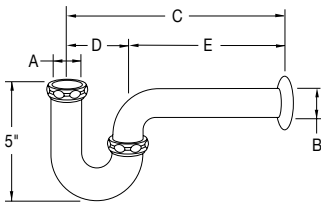


P-TRAPS WITH WALL BEND

Chrome-plated, cast body P-trap with cleanout, tubular wall bend as specified, die-cast nuts, and shallow escutcheon with compression inlet.



PRODUCT NUMBER	A INLET	B OUTLET	GAUGE	DIMENSIONS			LIST PRICE	MASTER CARTON	WEIGHT CARTON
				C	D	E			
Z8700-PC	1-1/4	1-1/4	17	10	2-1/2	7-1/2	\$ 41.21	12	24
Z8700-8-PC	1-1/4	1-1/4	17	11	2-1/2	8-1/2	46.36	12	24
Z8700-15-PC	1-1/4	1-1/4	17	15	2-1/2	12-1/2	51.56	18	40
Z8700B-PC-BA	1-1/4	1-1/4	17	15	2-1/2	12-1/2	57.59	18	40
Z8701-PC	1-1/4	1-1/2	17	10-1/2	3	7-1/2	45.99	12	24
Z8701-9-PC	1-1/4	1-1/2	17	12	3	9	52.03	12	24
Z8701-15-PC	1-1/4	1-1/2	17	15	3	12	58.54	18	42
Z8701B-PC-BA	1-1/4	1-1/2	17	15	3	12	64.10	18	42
Z8701-9BBX-PC-BA	1-1/4	1-1/2	17	15	3	12	72.71	18	42
Z8702-PC	1-1/2	1-1/2	17	10-1/2	3	7-1/2	45.99	12	24
Z8702-9-PC	1-1/2	1-1/2	17	12	3	9	52.03	12	24
Z8702-15-PC	1-1/2	1-1/2	17	15	3	12	58.54	18	42
Z8702B-PC-BA	1-1/2	1-1/2	17	15	3	12	64.10	18	42
Z8702-9BBX-PC-BA	1-1/2	1-1/2	17	15	3	12	72.71	18	42
Z8703B-PC	1-1/2	2	17	12-1/2	4	9	187.06	6	18
Z8704B-PC	2	2	17	12-1/2	4	9	187.06	6	18
Z8706-PC	1-1/4	1-1/4	20	10	2-1/2	7-1/2	38.27	12	24
Z8707-PC	1-1/4	1-1/2	20	10-1/2	3	7-1/2	44.68	12	24
Z8708-PC	1-1/2	1-1/2	20	10-1/2	3	7-1/2	44.68	12	24



P-TRAPS WITH WALL BEND LESS CLEANOUT

Chrome-plated, cast body P-trap, tubular wall bend as specified, die-cast nuts, and shallow escutcheon with compression inlet.



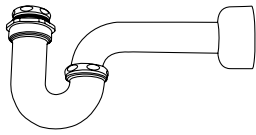
PRODUCT NUMBER	A INLET	B OUTLET	GAUGE	DIMENSIONS			LIST PRICE	MASTER CARTON	WEIGHT CARTON
				C	D	E			
Z8700LC-PC	1-1/4	1-1/4	17	10	2-1/2	7-1/2	\$41.21	12	24
Z8700-8LC-PC	1-1/4	1-1/4	17	11	2-1/2	8-1/2	46.36	12	24
Z8701-9LC-PC	1-1/4	1-1/2	17	12	3	9	49.77	12	24
Z8702-9LC-PC	1-1/2	1-1/2	17	12	3	9	49.77	12	24
Z8701LCB-PC	1-1/4	1-1/2	17	10-1/2	3	7-1/2	50.56	12	23
Z8702LCB-PC	1-1/2	1-1/2	17	10-1/2	3	7-1/2	50.56	12	23

SUFFIXES (For All of the Above)

SUFFIX	Description	Add
-B	Brass Nuts (2)	\$ 4.62
-BX	Box Escutcheon	2.31
-CE	Cast Brass Escutcheon with Setscrew	10.34
-D	Deep Escutcheon	1.63
-J	Metal-to-Metal Ground Joint Connection	1.21
-WC	Waste Connections – Per Piece (Refer to Page 223)	11.45
-BA	TAA Compliant	—

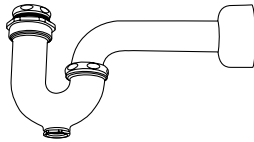
Wall Bend Length Options:	Add	Add
-15 15" C Dim. 1-1/4" and 1-1/2" Only	\$10.34	\$12.65
-18 18" C Dim. 1-1/4" and 1-1/2" Only	14.91	17.22

All dimensions in inches; all weights in pounds.

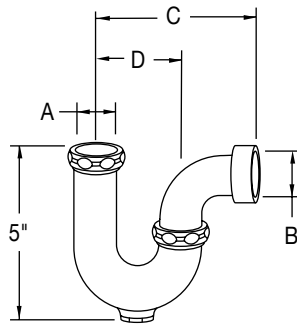


P-TRAPS WITH WALL BEND LESS CLEANOUT AND WITH CLEANOUT – TAMPER PROOF

Chrome-plated, cast body P-trap, tubular wall bend as specified, waste connections, brass nuts, and box escutcheon with compression inlet.



PRODUCT NUMBER	A INLET	B OUTLET	GAUGE	DIMENSIONS			LIST PRICE	MASTER CARTON	WEIGHT CARTON
				C	D	E			
Less Cleanout									
Z8701-9LCBWCBX-WC-PC	1-1/4	1-1/2	17	12	3	9	\$82.43	12	30
Z8702-9LCBWCBX-WC-PC	1-1/2	1-1/2	17	12	3	9	82.43	12	30
With Cleanout									
Z8701-9BWCBX-WC-PC	1-1/4	1-1/2	17	12	3	9	\$82.43	12	30
Z8702-9BWCBX-WC-PC	1-1/2	1-1/2	17	12	3	9	82.43	12	30



SWIVEL P-TRAPS

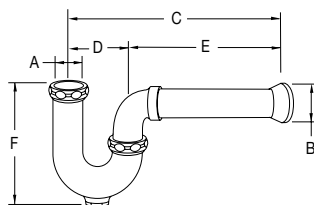
Chrome-plated, cast brass body P-trap with cleanout, cast brass ground joint elbow, die-cast nuts, and I.P.S. outlet (Ft. Worth trap).



PRODUCT NUMBER	A INLET	B OUTLET	DIMENSIONS		LIST PRICE	MASTER CARTON	WEIGHT CARTON
			C	D			
Z8710-PC	1-1/4	1-1/4	4-1/4	2-1/2	\$56.44	15	24
Z8711-PC	1-1/4	1-1/2	4-1/4	3	60.90	15	28
Z8712-PC	1-1/2	1-1/2	4-1/4	3	60.90	15	27

SUFFIX

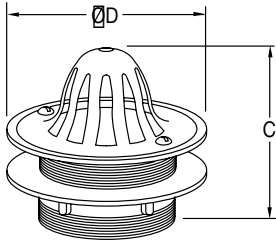
-B Brass Nut	Add
	\$2.26



ALL-CAST SWIVEL TRAPS WITH COPPER EXTENSION P-TRAP

Chrome-plated, cast brass swivel P-trap with ground joint cast elbow and 1-23/32 OD tubular extension for copper tubing with brass nuts and deep steel flange. (Ft. Worth trap for copper.)

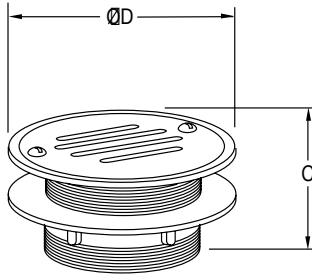
PRODUCT NUMBER	A INLET	B OUTLET	SWEAT EXT.	DIMENSIONS				LIST PRICE	MASTER CARTON	WEIGHT CARTON
				C	D	E	F			
Z8711-6-PC	1-1/4	1-1/2	6	10	3	7	5	\$80.43	12	30
Z8711-8-PC	1-1/4	1-1/2	8	12	3	9	5	85.47	6	20
Z8711-12-PC	1-1/4	1-1/2	12	16	3	13	5	93.50	6	20
Z8712-6-PC	1-1/2	1-1/2	6	10	3	7	5	80.43	12	30
Z8712-8-PC	1-1/2	1-1/2	8	12	3	9	5	85.47	6	20
Z8712-12-PC	1-1/2	1-1/2	12	16	3	13	5	93.50	6	20

**BEEHIVE URINAL STRAINERS**

Chrome-plated, cast brass strainer for 2" lead caulk, iron or soil pipe.
Available with vandal-resistant screws.



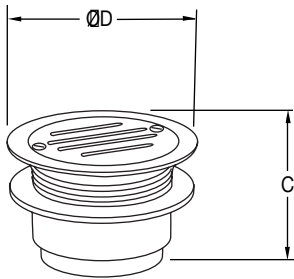
PRODUCT NUMBER	DESCRIPTION	DIMENSIONS		LIST PRICE	MASTER CARTON	WEIGHT CARTON
		C	ØD			
Z8734-PC	Strainer	3-1/2	4-1/2	\$67.62	16	26
Z8734XT-PC	Replacement Top with Screws	1-1/2	3-3/4	29.24	100	15

**FLAT GRID URINAL STRAINERS**

Cast brass strainer for 2" lead caulk, iron or soil pipe.
Available with vandal-resistant screws.

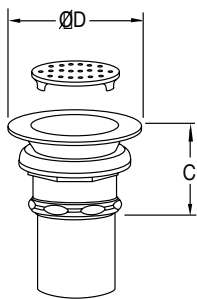


PRODUCT NUMBER	DESCRIPTION	DIMENSIONS		LIST PRICE	MASTER CARTON	WEIGHT CARTON
		C	ØD			
Z8735-PC	Strainer	2	4-1/4	\$58.64	24	35
Z8735XT-PC	Replacement Top with Screws	1/8	3-3/4	21.84	100	15

**FLAT GRID FIPS URINAL STRAINERS**

Cast brass strainer for 2" and 3" female IPS connections.

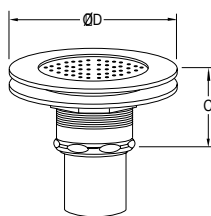
PRODUCT NUMBER	CONNECTION	DIMENSIONS		LIST PRICE	MASTER CARTON	WEIGHT CARTON
		C	ØD			
ZR461-PC	2" IPS	2-1/4 to 3-1/2	4-1/2	\$78.23	24	44
ZR464-PC	3" IPS	2-1/4 to 3-1/2	4-1/2	90.88	24	48

**FLAT GRID SINK STRAINERS**

Chrome-plated wrought brass sink strainer with 1-1/2" x 4" 20-gauge tailpiece,
and cast brass lock and coupling nuts for sink depth up to 3/4".



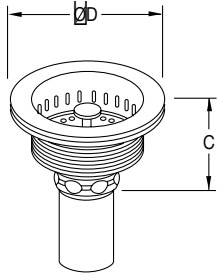
PRODUCT NUMBER	DIMENSIONS		LIST PRICE	MASTER CARTON	WEIGHT CARTON
	C	ØD			
Z8737-PC	1-3/4	2-15/16	\$26.83	24	20

**WIDE TOP SINK STRAINERS**

Chrome-plated wrot brass sink strainers with 4" wide top and 1-1/2" x 4" 20-gauge
tailpiece and cast brass lock and coupling nuts for sink depth to 3/4".



PRODUCT NUMBER	DIMENSIONS		LIST PRICE	MASTER CARTON	WEIGHT CARTON
	C	ØD			
Z8739-PC	1-3/4	4-1/2	\$43.42	24	25

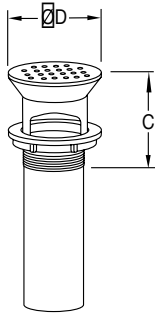


BASKET STRAINERS

Chrome-plated, heavy-duty basket strainer with matching basket, 1-1/2" x 4" 20-gauge tailpiece, and cast brass lock and coupling nuts.



PRODUCT NUMBER	MATERIAL	DIMENSIONS		LIST PRICE	MASTER CARTON	WEIGHT CARTON
		C	ØD			
Z8740-PC	Brass	2-1/8	4-1/2	\$45.26	16	28
Z8741-SS	Stainless Steel	2-3/4	4-3/8	36.07	16	24



SOLID TOP, OPEN-GRID P.O. PLUGS

Cast brass solid-top, open-grid, P.O. plug with 5" 17-gauge tailpiece and cast brass locknut for sink depth up to 2-1/4". 6-, 8-, and 12-inch tailpieces available.



PRODUCT NUMBER	TAILPIECE	DIMENSIONS		LIST PRICE	MASTER CARTON	WEIGHT CARTON
		C	ØD			
Z8743-PC	1-1/4"	2-9/16	2-1/4	\$27.04	50	50
Z8743-PC-BA	1-1/4"	2-9/16	2-1/4	39.74	50	50
Z8743-1-PC	1-1/2"	2-9/16	2-1/4	38.27	30	30
Z8743NOF-PC	1-1/4" (No Overflow)	2-9/16	2-1/4	32.18	30	30

SUFFIXES

SUFFIXES	Add
-6 With 6" Tailpiece	\$ 5.04
-8 With 8" Tailpiece	7.04
-12 With 12" Tailpiece	11.81
-BA TAA Compliant	—

Sensor Flush
Valves and Faucets

Manual Flush Valves

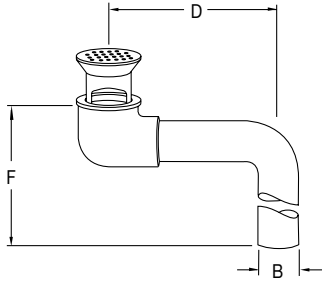
Aquaparts® Parts
and Assemblies

AquaSpec®
Commercial Faucets

Temp-Gard®
Products

Tubular Brass
Plumbing Products

Commercial Fixtures



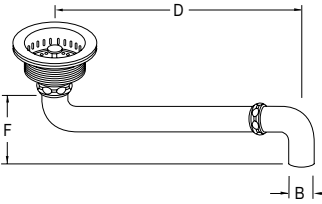
OFFSET LAVATORY STRAINERS, ADA COMPLIANT

Cast brass body with cast brass open grid drain strainer, cast brass elbow, and 1-1/4" 17-gauge tubular brass offset tailpiece for sink depth to 2-1/2".

PRODUCT NUMBER	B OUTLET	DIMENSIONS		LIST PRICE	MASTER CARTON	WEIGHT CARTON
		D	F			
Z8746-PC	1-1/4	5-1/8	8-3/4	\$40.58	24	40
Z8746-PC-BA	1-1/4	5-1/8	8-3/4	52.71	24	40
Z8746NOF-PC	1-1/4 (No Overflow)	5-1/8	8-3/4	58.70	18	30

SUFFIXES

	Add
-BA TAA Compliant	—



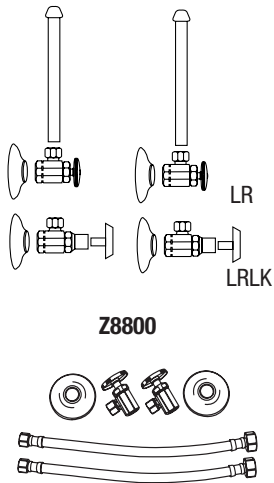
OFFSET SINK STRAINERS, ADA COMPLIANT

Cast brass body with up to 11" 17-gauge offset for wheelchair use of most 6" or 7" sinks. Fits most 1-1/2" direct connect sink strainers. With brass nuts.

PRODUCT NUMBER	B OUTLET	STRAINERS	DIMENSIONS		LIST PRICE	MASTER CARTON	WEIGHT CARTON
			D	F			
Z8747-PC	1-1/2	No – Offset Only	12-3/4	6-1/4	\$ 99.54	10	12
Z8748-PC	1-1/2	Brass – Z8740	12-3/4	6-1/4	131.25	10	22
Z8749-SS	1-1/2	Stainless Steel - Z8741	12-3/4	6-1/4	124.79	10	22
Z8750-PC	1-1/2	Brass Flat Grid - Z8737	12-3/4	6-1/4	117.50	10	22
Z8750A-PC	1-1/2	Brass Flat Grid - Z8739	12-3/4	6-1/4	127.42	10	22

STANDARD LAVATORY SUPPLY STOPS AND KITS

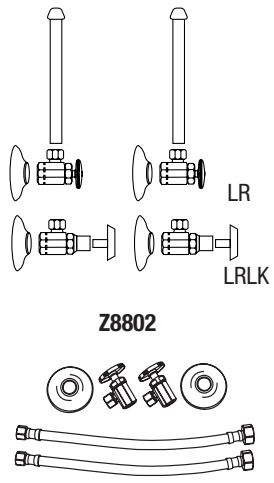
This section includes standard angle control stops and supply kits with wheel handle type, loose key type, and quarter turn options. Standard lavatory supply kits are provided with (2) 12" chrome plated copper riser tubes with (2) chrome plated steel flanges. There are also braided stainless steel hose supply kit options.



Z8800-XL Series • Pipe - Compression (3/8 IPS x 3/8 OD)

PRODUCT NUMBER	DESCRIPTION	CONNECTION TYPE	CONNECTION SIZE	LIST PRICE
Z8800-XL-PC	Control Stop Standard			\$10.55
Z8800-XL-LK-PC	Control Stop Loose Key	Pipe - Compression	3/8 IPS x 3/8 OD	13.65
Z8800-XL-Q-PC	Control Stop Quarter Turn			15.80
Z8800-XL-LK-Q-PC	Control Stop Loose Key Quarter Turn			17.96
Z8800-XL-LR-PC	Control Stop Standard w/ Copper Riser Supply Kit			29.49
Z8800-XL-LR-LK-PC	Control Stop Loose Key w/ Copper Riser Supply Kit	Pipe - Compression	3/8 IPS x 3/8 OD	30.81
Z8800-XL-LR-Q-PC	Control Stop Quarter Turn w/ Copper Riser Supply Kit			38.69
Z8800-XL-LR-LK-Q-PC	Control Stop Loose Key Quarter Turn w/ Copper Riser Supply Kit			40.26
Z8800-XL-LR-8860-12-PC	Control Stop Standard w/ SS Hose Supply Kit			36.04
Z8800-XL-LR-LK-8860-12-PC	Control Stop Loose Key w/ SS Hose Supply Kit	Pipe - Compression	3/8 IPS x 3/8 OD	37.49
Z8800-XL-LR-Q-8860-12-PC	Control Stop Quarter Turn w/ SS Hose Supply Kit			42.53
Z8800-XL-LR-LK-Q-8860-12-PC	Control Stop Loose Key Quarter Turn w/ SS Hose Supply Kit			46.46

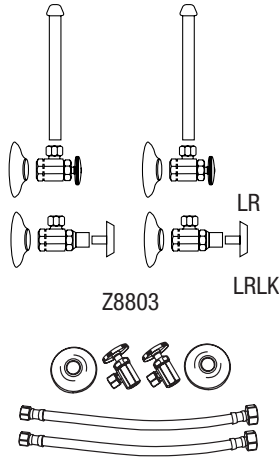
Z8802-XL Series • Pipe - Compression (1/2 IPS x 3/8 OD)



PRODUCT NUMBER	DESCRIPTION	CONNECTION TYPE	CONNECTION SIZE	LIST PRICE
Z8802-XL-PC	Control Stop Standard			\$10.45
Z8802-XL-LK-PC	Control Stop Loose Key	Pipe - Compression	1/2 IPS x 3/8 OD	11.76
Z8802-XL-Q-PC	Control Stop Quarter Turn			12.65
Z8802-XL-LK-Q-PC	Control Stop Loose Key Quarter Turn			14.91
Z8802-XL-LR-PC	Control Stop Standard w/ Copper Riser Supply Kit			34.18
Z8802-XL-LR-LK-PC	Control Stop Loose Key w/ Copper Riser Supply Kit	Pipe - Compression	1/2 IPS x 3/8 OD	39.43
Z8802-XL-LR-Q-PC	Control Stop Quarter Turn w/ Copper Riser Supply Kit			38.27
Z8802-XL-LR-LK-Q-PC	Control Stop Loose Key Quarter Turn w/ Copper Riser Supply Kit			40.90
Z8802-XL-LR-8860-12-PC	Control Stop Standard w/ SS Hose Supply Kit			38.80
Z8802-XL-LR-LK-8860-12-PC	Control Stop Loose Key w/ SS Hose Supply Kit	Pipe - Compression	1/2 IPS x 3/8 OD	44.15
Z8802-XL-LR-Q-8860-12-PC	Control Stop Quarter Turn w/ SS Hose Supply Kit			42.89
Z8802-XL-LR-LK-Q-8860-12-PC	Control Stop Loose Key Quarter Turn w/ SS Hose Supply Kit			46.73

Tubular Brass Products

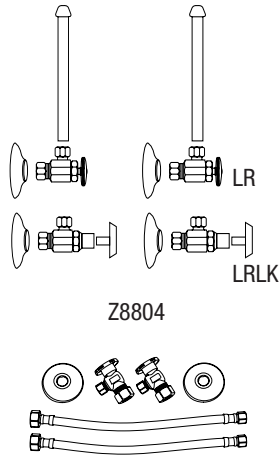
Standard Lavatory Supply Stops and Kits



Z8803-XL Series • Pipe - Compression (1/2 IPS x 1/2 OD)

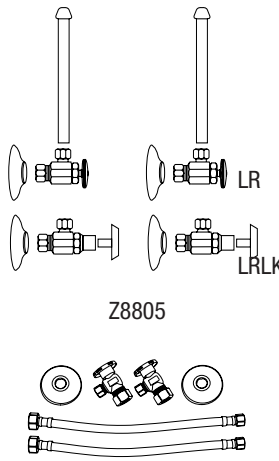
PRODUCT NUMBER	DESCRIPTION	CONNECTION TYPE	CONNECTION SIZE	LIST PRICE
Z8803-XL-PC	Control Stop Standard	Pipe -	1/2 IPS	\$13.63
Z8803-XL-LK-PC	Control Stop Loose Key	Compression	x 1/2 OD	15.73
Z8803-XL-LR-PC	Control Stop Standard w/ Copper Riser Supply Kit	Pipe -	1/2 IPS	48.25
Z8803-XL-LR-LK-PC	Control Stop Loose Key w/ Copper Riser Supply Kit	Compression	x 1/2 OD	59.99
Z8803-XL-LR-8860-12-PC	Control Stop Standard w/ SS Hose Supply Kit	Pipe -	1/2 IPS	49.61
Z8803-XL-LR-LK-8860-12-PC	Control Stop Loose Key w/ SS Hose Supply Kit	Compression	x 1/2 OD	64.31

Z8804-XL Series • Compression - Compression (1/2 NOM x 3/8 OD)



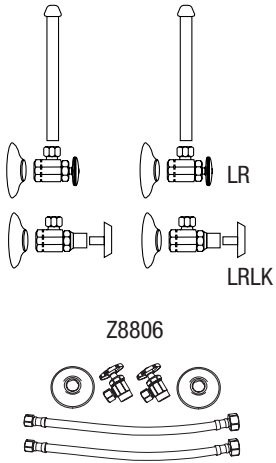
PRODUCT NUMBER	DESCRIPTION	CONNECTION TYPE	CONNECTION SIZE	LIST PRICE
Z8804-XL-PC	Control Stop Standard			\$10.97
Z8804-XL-LK-PC	Control Stop Loose Key	Compression	1/2 NOM	13.39
Z8804-XL-Q-PC	Control Stop Quarter Turn	Compression	x 3/8 OD	13.70
Z8804-XL-LK-Q-PC	Control Stop Loose Key Quarter Turn			15.12
Z8804-XL-LR-PC	Control Stop Standard w/ Copper Riser Supply Kit			32.76
Z8804-XL-LR-LK-PC	Control Stop Loose Key w/ Copper Riser Supply Kit	Compression	1/2 NOM	36.38
Z8804-XL-LR-Q-PC	Control Stop Quarter Turn w/ Copper Riser Supply Kit	Compression	x 3/8 OD	42.11
Z8804-XL-LR-LK-Q-PC	Control Stop Loose Key Quarter Turn w/ Copper Riser Supply Kit			44.73
Z8804-XL-LR-8860-12-PC	Control Stop Standard w/ SS Hose Supply Kit			38.80
Z8804-XL-LR-LK-8860-12-PC	Control Stop Loose Key w/ SS Hose Supply Kit	Compression	1/2 NOM	44.52
Z8804-XL-LR-Q-8860-12-PC	Control Stop Quarter Turn w/ SS Hose Supply Kit	Compression	x 3/8 OD	46.73
Z8804-XL-LR-LK-Q-8860-12-PC	Control Stop Loose Key Quarter Turn w/ SS Hose Supply Kit			48.83

Z8805-XL Series • Compression - Compression (1/2 NOM x 1/2 OD)



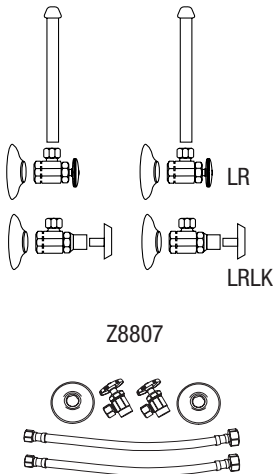
PRODUCT NUMBER	DESCRIPTION	CONNECTION TYPE	CONNECTION SIZE	LIST PRICE
Z8805-XL-PC	Control Stop Standard	Compression	1/2 NOM	\$11.66
Z8805-XL-LK-PC	Control Stop Loose Key	Compression	x 1/2 OD	13.55
Z8805-XL-LR-PC	Control Stop Standard w/ Copper Riser Supply Kit	Compression	1/2 NOM	41.37
Z8805-XL-LR-LK-PC	Control Stop Loose Key w/ Copper Riser Supply Kit	Compression	x 1/2 OD	44.63
Z8805-XL-LR-8860-12-PC	Control Stop Standard w/ SS Hose Supply Kit	Compression	1/2 NOM	44.26
Z8805-XL-LR-LK-8860-12-PC	Control Stop Loose Key w/ SS Hose Supply Kit	Compression	x 1/2 OD	46.57

Z8806-XL Series • Copper Sweat - Compression (1/2 SWT x 3/8 OD)



PRODUCT NUMBER	DESCRIPTION	CONNECTION TYPE	CONNECTION SIZE	LIST PRICE
Z8806-XL-PC	Control Stop Standard			\$11.81
Z8806-XL-LK-PC	Control Stop Loose Key	Copper Sweat - Compression	1/2 SWT x 3/8 OD	14.24
Z8806-XL-Q-PC	Control Stop Quarter Turn			16.01
Z8806-XL-LK-Q-PC	Control Stop Loose Key Quarter Turn			16.75
Z8806-XL-LR-PC	Control Stop Standard w/ Copper Riser Supply Kit			32.27
Z8806-XL-LR-LK-PC	Control Stop Loose Key w/ Copper Riser Supply Kit	Copper Sweat - Compression	1/2 SWT x 3/8 OD	35.77
Z8806-XL-LR-Q-PC	Control Stop Quarter Turn w/ Copper Riser Supply Kit			34.02
Z8806-XL-LR-LK-Q-PC	Control Stop Loose Key Quarter Turn w/ Copper Riser Supply Kit			39.59
Z8806-XL-LR-8860-12-PC	Control Stop Standard w/ SS Hose Supply Kit			34.07
Z8806-XL-LR-LK-8860-12-PC	Control Stop Loose Key w/ SS Hose Supply Kit	Copper Sweat - Compression	1/2 SWT x 3/8 OD	37.38
Z8806-XL-LR-Q-8860-12-PC	Control Stop Quarter Turn w/ SS Hose Supply Kit			38.22
Z8806-XL-LR-LK-Q-8860-12-PC	Control Stop Loose Key Quarter Turn w/ SS Hose Supply Kit			40.69

Z8807-XL Series • Copper Sweat - Compression (1/2 SWT x 1/2 OD)



PRODUCT NUMBER	DESCRIPTION	CONNECTION TYPE	CONNECTION SIZE	LIST PRICE
Z8807-XL-PC	Control Stop Standard	Copper Sweat - Compression	1/2 SWT x 1/2 OD	\$10.92
Z8807-XL-LK-PC	Control Stop Loose Key			12.65
Z8807-XL-LR-PC	Control Stop Standard w/ Copper Riser Supply Kit	Copper Sweat - Compression	1/2 SWT x 1/2 OD	36.54
Z8807-XL-LR-LK-PC	Control Stop Loose Key w/ Copper Riser Supply Kit			38.54
Z8807-XL-LR-8860-12-PC	Control Stop Standard w/ SS Hose Supply Kit	Copper Sweat - Compression	1/2 SWT x 1/2 OD	38.27
Z8807-XL-LR-LK-8860-12-PC	Control Stop Loose Key w/ SS Hose Supply Kit			40.27

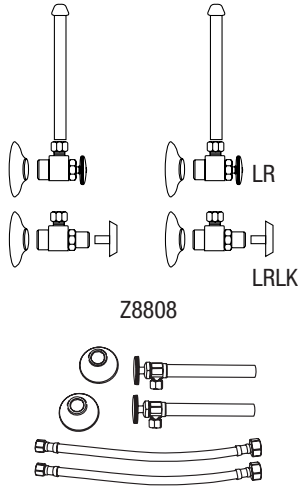
SUFFIX	ADD	SUFFIX	ADD	SUFFIX	ADD	SUFFIX	ADD
-XL = Lead Compliant	-	-C1 = Standard Line Lock Shield	\$5.83	-3 = 3/8" IPS x 3" Nipple	\$17.54	-8860 = Braided Stainless Steel	-
-LR = Supply Kit Copper Risers	-	-CE = Cast Escutcheon	19.90	-3 = 1/2" IPS x 3" Nipple	22.94	-16 = 16" length	\$3.41
-LK = Loose Key	-	-D = Deep Steel Escutcheon	3.52	-5 = 3/8" IPS x 5" Nipple	25.73	-20 = 20" length	7.05
-Q = Quarter Turn	-	-PC = Polished Chrome	-	-5 = 1/2" IPS x 5" Nipple	32.71		

All dimensions in inches; all weights in pounds.

Tubular Brass Products

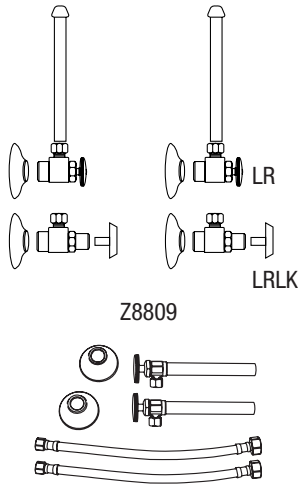
Standard Lavatory Supply Stops and Kits

Z8808-XL Series • Copper Sweat - Compression (1/2 SWT x 3/8 OD)



PRODUCT NUMBER	DESCRIPTION	CONNECTION TYPE	CONNECTION SIZE	LIST PRICE
Z8808-XL-PC	Control Stop Standard			\$14.49
Z8808-XL-LK-PC	Control Stop Loose Key	Copper Sweat - Compression	1/2 SWT x 3/8 OD	15.91
Z8808-XL-Q-PC	Control Stop Quarter Turn			18.06
Z8808-XL-LK-Q-PC	Control Stop Loose Key Quarter Turn			22.94
Z8808-XL-LR-PC	Control Stop Standard w/ Copper Riser Supply Kit			52.66
Z8808-XL-LR-LK-PC	Control Stop Loose Key w/ Copper Riser Supply Kit	Copper Sweat - Compression	1/2 SWT x 3/8 OD	56.60
Z8808-XL-LR-Q-PC	Control Stop Quarter Turn w/ Copper Riser Supply Kit			59.80
Z8808-XL-LR-LK-Q-PC	Control Stop Loose Key Quarter Turn w/ Copper Riser Supply Kit			62.42
Z8808-XL-LR-8860-12-PC	Control Stop Standard w/ SS Hose Supply Kit			57.23
Z8808-XL-LR-LK-8860-12-PC	Control Stop Loose Key w/ SS Hose Supply Kit	Copper Sweat - Compression	1/2 SWT x 3/8 OD	58.07
Z8808-XL-LR-Q-8860-12-PC	Control Stop Quarter Turn w/ SS Hose Supply Kit			64.42
Z8808-XL-LR-LK-Q-8860-12-PC	Control Stop Loose Key Quarter Turn w/ SS Hose Supply Kit			66.36

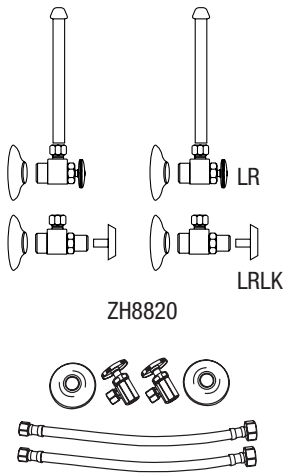
Z8809-XL Series • Copper Sweat - Compression (1/2 SWT x 1/2 OD)



PRODUCT NUMBER	DESCRIPTION	CONNECTION TYPE	CONNECTION SIZE	LIST PRICE
Z8809-XL-PC	Control Stop Standard	Copper Sweat - Compression	1/2 SWT x 1/2 OD	\$23.94
Z8809-XL-LK-PC	Control Stop Loose Key			26.15
Z8809-XL-LR-PC	Control Stop Standard w/ Copper Riser Supply Kit	Copper Sweat - Compression	1/2 SWT x 1/2 OD	68.04
Z8809-XL-LR-LK-PC	Control Stop Loose Key w/ Copper Riser Supply Kit			71.82
Z8809-XL-LR-8860-12-PC	Control Stop Standard w/ SS Hose Supply Kit	Copper Sweat - Compression	1/2 SWT x 1/2 OD	69.56
Z8809-XL-LR-LK-8860-12-PC	Control Stop Loose Key w/ SS Hose Supply Kit			73.66

HEAVY DUTY LAVATORY SUPPLY STOPS AND KITS

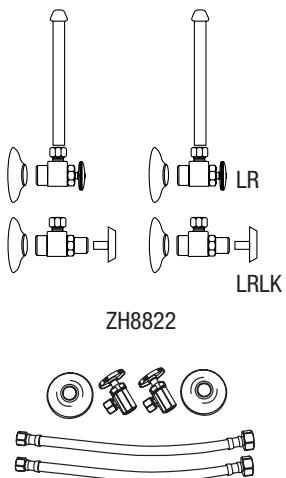
This section includes heavy duty angle control stops and supply kits with wheel handle type, loose key type, and quarter turn options. Heavy duty lavatory supply kits are provided with (2) 12" chrome plated copper riser tubes with (2) chrome plated steel flanges. There are also braided stainless steel hose supply kit options.



ZH8820-XL Series • Pipe - Compression (3/8 IPS x 3/8 OD)

PRODUCT NUMBER	DESCRIPTION	CONNECTION TYPE	CONNECTION SIZE	LIST PRICE
ZH8820-XL-PC	Control Stop Standard			\$24.68
ZH8820-XL-LK-PC	Control Stop Loose Key	Pipe - Compression	3/8 IPS x 3/8 OD	29.09
ZH8820-XL-Q-PC	Control Stop Quarter Turn			30.56
ZH8820-XL-LK-Q-PC	Control Stop Loose Key Quarter Turn			32.55
ZH8820-XL-LR-PC	Control Stop Standard w/ Copper Riser Supply Kit			57.28
ZH8820-XL-LR-LK-PC	Control Stop Loose Key w/ Copper Riser Supply Kit	Pipe - Compression	3/8 IPS x 3/8 OD	65.68
ZH8820-XL-LR-Q-PC	Control Stop Quarter Turn w/ Copper Riser Supply Kit			69.56
ZH8820-XL-LR-LK-Q-PC	Control Stop Loose Key Quarter Turn w/ Copper Riser Supply Kit			72.19
ZH8820-XL-LR-8860-12-PC	Control Stop Standard w/ SS Hose Supply Kit			60.14
ZH8820-XL-LR-LK-8860-12-PC	Control Stop Loose Key w/ SS Hose Supply Kit	Pipe - Compression	3/8 IPS x 3/8 OD	68.96
ZH8820-XL-LR-Q-8860-12-PC	Control Stop Quarter Turn w/ SS Hose Supply Kit			73.04
ZH8820-XL-LR-LK-Q-8860-12-PC	Control Stop Loose Key Quarter Turn w/ SS Hose Supply Kit			75.80

ZH8822-XL Series • Pipe - Compression (1/2 IPS x 3/8 OD)



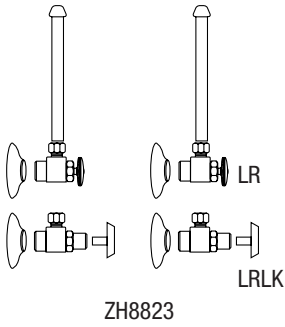
PRODUCT NUMBER	DESCRIPTION	CONNECTION TYPE	CONNECTION SIZE	LIST PRICE
ZH8822-XL-PC	Control Stop Standard			\$24.78
ZH8822-XL-LK-PC	Control Stop Loose Key	Pipe - Compression	1/2 IPS x 3/8 OD	29.56
ZH8822-XL-Q-PC	Control Stop Quarter Turn			31.03
ZH8822-XL-LK-Q-PC	Control Stop Loose Key Quarter Turn			36.12
ZH8822-XL-LR-PC	Control Stop Standard w/ Copper Riser Supply Kit			63.11
ZH8822-XL-LR-LK-PC	Control Stop Loose Key w/ Copper Riser Supply Kit	Pipe - Compression	1/2 IPS x 3/8 OD	72.61
ZH8822-XL-LR-Q-PC	Control Stop Quarter Turn w/ Copper Riser Supply Kit			76.28
ZH8822-XL-LR-LK-Q-PC	Control Stop Loose Key Quarter Turn w/ Copper Riser Supply Kit			78.91
ZH8822-XL-LR-8860-12-PC	Control Stop Standard w/ SS Hose Supply Kit			66.26
ZH8822-XL-LR-LK-8860-12-PC	Control Stop Loose Key w/ SS Hose Supply Kit	Pipe - Compression	1/2 IPS x 3/8 OD	76.24
ZH8822-XL-LR-Q-8860-12-PC	Control Stop Quarter Turn w/ SS Hose Supply Kit			80.10
ZH8822-XL-LR-LK-Q-8860-12-PC	Control Stop Loose Key Quarter Turn w/ SS Hose Supply Kit			82.85

SUFFIX	ADD	SUFFIX	ADD	SUFFIX	ADD	SUFFIX	ADD
-XL = Lead Compliant	-	-C1 = Standard Line Lock Shield	\$5.83	-3 = 3/8" IPS x 3" Nipple	\$17.54	-8860 = Braided Stainless Steel	-
-LR = Supply Kit Copper Risers	-	-CE = Cast Escutcheon	19.90	-3 = 1/2" IPS x 3" Nipple	22.94	-16 = 16" length	\$3.41
-LK = Loose Key	-	-D = Deep Steel Escutcheon	3.52	-5 = 3/8" IPS x 5" Nipple	25.73	-20 = 20" length	7.05
-Q = Quarter Turn	-	-PC = Polished Chrome	-	-5 = 1/2" IPS x 5" Nipple	32.71		

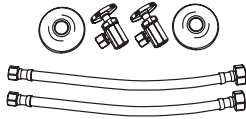
All dimensions in inches; all weights in pounds.

Tubular Brass Products

Heavy Duty Lavatory Supply Stops and Kits

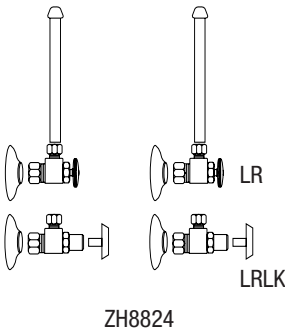


ZH8823




ZH8823-XL Series • Pipe - Compression (1/2 IPS x 1/2 OD)

PRODUCT NUMBER	DESCRIPTION	CONNECTION TYPE	CONNECTION SIZE	LIST PRICE
ZH8823-XL-PC	Control Stop Standard	Pipe - Compression	1/2 IPS x 1/2 OD	\$27.56
ZH8823-XL-LK-PC	Control Stop Loose Key			34.49
ZH8823-XL-LR-PC	Control Stop Standard w/ Copper Riser Supply Kit	Pipe - Compression	1/2 IPS x 1/2 OD	85.68
ZH8823-XL-LR-LK-PC	Control Stop Loose Key w/ Copper Riser Supply Kit			87.57
ZH8823-XL-LR-8860-12-PC	Control Stop Standard w/ SS Hose Supply Kit	Pipe - Compression	1/2 IPS x 1/2 OD	89.96
ZH8823-XL-LR-LK-8860-12-PC	Control Stop Loose Key w/ SS Hose Supply Kit			91.95

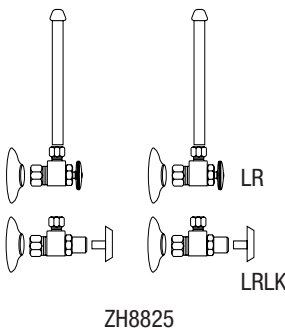


ZH8824




ZH8824-XL Series • Compression - Compression (1/2 NOM x 3/8 OD)

PRODUCT NUMBER	DESCRIPTION	CONNECTION TYPE	CONNECTION SIZE	LIST PRICE
ZH8824-XL-PC	Control Stop Standard			\$30.14
ZH8824-XL-LK-PC	Control Stop Loose Key	Compression	1/2 NOM x 3/8 OD	35.07
ZH8824-XL-Q-PC	Control Stop Quarter Turn	Compression		37.70
ZH8824-XL-LK-Q-PC	Control Stop Loose Key Quarter Turn			42.05
ZH8824-XL-LR-PC	Control Stop Standard w/ Copper Riser Supply Kit			71.56
ZH8824-XL-LR-LK-PC	Control Stop Loose Key w/ Copper Riser Supply Kit	Compression	1/2 NOM x 3/8 OD	80.48
ZH8824-XL-LR-Q-PC	Control Stop Quarter Turn w/ Copper Riser Supply Kit	Compression		85.73
ZH8824-XL-LR-LK-Q-PC	Control Stop Loose Key Quarter Turn w/ Copper Riser Supply Kit			88.36
ZH8824-XL-LR-8860-12-PC	Control Stop Standard w/ SS Hose Supply Kit			75.14
ZH8824-XL-LR-LK-8860-12-PC	Control Stop Loose Key w/ SS Hose Supply Kit	Compression	1/2 NOM x 3/8 OD	84.51
ZH8824-XL-LR-Q-8860-12-PC	Control Stop Quarter Turn w/ SS Hose Supply Kit	Compression		90.02
ZH8824-XL-LR-LK-Q-8860-12-PC	Control Stop Loose Key Quarter Turn w/ SS Hose Supply Kit			92.78



ZH8825

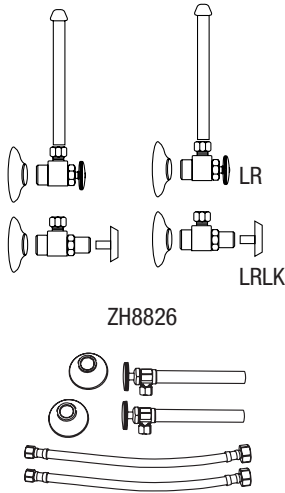


ZH8825-XL Series • Compression - Compression (1/2 NOM x 1/2 OD)

PRODUCT NUMBER	DESCRIPTION	CONNECTION TYPE	CONNECTION SIZE	LIST PRICE
ZH8825-XL-PC	Control Stop Standard	Compression	1/2 NOM x 1/2 OD	\$31.32
ZH8825-XL-LK-PC	Control Stop Loose Key	- Compression		36.25
ZH8825-XL-LR-PC	Control Stop Standard w/ Copper Riser Supply Kit	Compression	1/2 NOM x 1/2 OD	81.22
ZH8825-XL-LR-LK-PC	Control Stop Loose Key w/ Copper Riser Supply Kit	- Compression		89.05
ZH8825-XL-LR-8860-12-PC	Control Stop Standard w/ SS Hose Supply Kit	Compression	1/2 NOM x 1/2 OD	85.28
ZH8825-XL-LR-LK-8860-12-PC	Control Stop Loose Key w/ SS Hose Supply Kit	- Compression		93.50

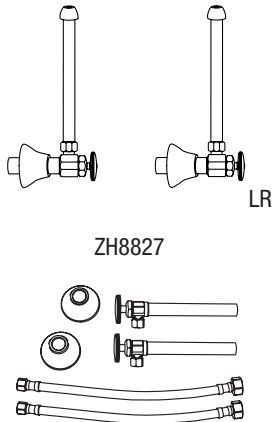
All dimensions in inches; all weights in pounds.

ZH8826-XL Series• Copper Sweat - Compression (1/2 SWT x 3/8 OD)



PRODUCT NUMBER	DESCRIPTION	CONNECTION TYPE	CONNECTION SIZE	LIST PRICE
ZH8826-XL-PC	Control Stop Standard			\$30.87
ZH8826-XL-LK-PC	Control Stop Loose Key	Copper Sweat - Compression	1/2 SWT x 3/8 OD	34.70
ZH8826-XL-Q-PC	Control Stop Quarter Turn			33.96
ZH8826-XL-LK-Q-PC	Control Stop Loose Key Quarter Turn			38.17
ZH8826-XL-LR-PC	Control Stop Standard w/ Copper Riser Supply Kit			85.10
ZH8826-XL-LR-LK-PC	Control Stop Loose Key w/ Copper Riser Supply Kit	Copper Sweat - Compression	1/2 SWT x 3/8 OD	96.55
ZH8826-XL-LR-Q-PC	Control Stop Quarter Turn w/ Copper Riser Supply Kit			96.92
ZH8826-XL-LR-LK-Q-PC	Control Stop Loose Key Quarter Turn w/ Copper Riser Supply Kit			102.38
ZH8826-XL-LR-8860-12-PC	Control Stop Standard w/ SS Hose Supply Kit			89.36
ZH8826-XL-LR-LK-8860-12-PC	Control Stop Loose Key w/ SS Hose Supply Kit	Copper Sweat - Compression	1/2 SWT x 3/8 OD	101.37
ZH8826-XL-LR-Q-8860-12-PC	Control Stop Quarter Turn w/ SS Hose Supply Kit			101.76
ZH8826-XL-LR-LK-Q-8860-12-PC	Control Stop Loose Key Quarter Turn w/ SS Hose Supply Kit			107.49

ZH8827-XL Series• Copper Sweat - Compression (1/2 SWT x 1/2 OD)



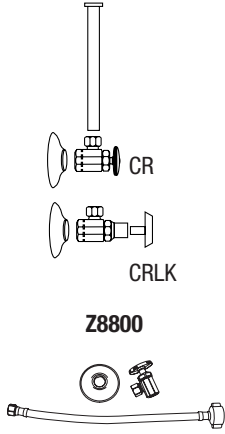
PRODUCT NUMBER	DESCRIPTION	CONNECTION TYPE	CONNECTION SIZE	LIST PRICE
ZH8827-XL-PC	Control Stop Standard	Copper Sweat - Compression	1/2 SWT x 1/2 OD	\$41.16
ZH8827-XL-LK-PC	Control Stop Loose Key			45.83
ZH8827-XL-LR-PC	Control Stop Standard w/ Copper Riser Supply Kit	Copper Sweat - Compression	1/2 SWT x 1/2 OD	96.51
ZH8827-XL-LR-LK-PC	Control Stop Loose Key w/ Copper Riser Supply Kit			97.02
ZH8827-XL-LR-8860-12-PC	Control Stop Standard w/ SS Hose Supply Kit	Copper Sweat - Compression	1/2 SWT x 1/2 OD	101.33
ZH8827-XL-LR-LK-8860-12-PC	Control Stop Loose Key w/ SS Hose Supply Kit			101.87

SUFFIX	ADD	SUFFIX	ADD	SUFFIX	ADD	SUFFIX	ADD
-XL = Lead Compliant	-	-C1 = Standard Line Lock Shield	\$5.83	-3 = 3/8" IPS x 3" Nipple	\$17.54	-8860 = Braided Stainless Steel	-
-LR = Supply Kit Copper Risers	-	-CE = Cast Escutcheon	19.90	-3 = 1/2" IPS x 3" Nipple	22.94	-16 = 16" length	\$3.41
-LK = Loose Key	-	-D = Deep Steel Escutcheon	3.52	-5 = 3/8" IPS x 5" Nipple	25.73	-20 = 20" length	7.05
-Q = Quarter Turn	-	-PC = Polished Chrome	-	-5 = 1/2" IPS x 5" Nipple	32.71		

All dimensions in inches; all weights in pounds.

STANDARD CLOSET SUPPLY STOPS AND KITS

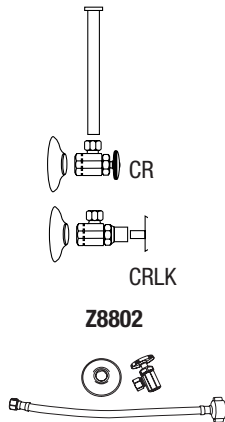
This section includes standard angle control stops and supply kits with wheel handle type, loose key type, and quarter turn options. Standard water closet supply kits are provided with (1) 12" chrome plated copper riser tubes with (1) chrome plated steel flanges. There are also braided stainless steel hose supply kit options.



Z8800-XL Series • Pipe - Compression (3/8 IPS x 3/8 OD)

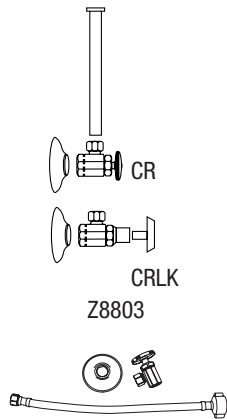
PRODUCT NUMBER	DESCRIPTION	CONNECTION TYPE	CONNECTION SIZE	LIST PRICE
Z8800-XL-PC	Control Stop Standard			\$5.80
Z8800-XL-LK-PC	Control Stop Loose Key	Pipe - Compression	3/8 IPS x 3/8 OD	7.51
Z8800-XL-Q-PC	Control Stop Quarter Turn			8.69
Z8800-XL-LK-Q-PC	Control Stop Loose Key Quarter Turn			9.88
Z8800-XL-CR-PC	Control Stop Standard w/ Copper Riser Supply Kit			16.22
Z8800-XL-CR-LK-PC	Control Stop Loose Key w/ Copper Riser Supply Kit	Pipe - Compression	3/8 IPS x 3/8 OD	16.95
Z8800-XL-CR-Q-PC	Control Stop Quarter Turn w/ Copper Riser Supply Kit			21.28
Z8800-XL-CR-LK-Q-PC	Control Stop Loose Key Quarter Turn w/ Copper Riser Supply Kit			22.14
Z8800-XL-CR-8870-12-PC	Control Stop Standard w/ SS Hose Supply Kit			19.82
Z8800-XL-CR-LK-8870-12-PC	Control Stop Loose Key w/ SS Hose Supply Kit	Pipe - Compression	3/8 IPS x 3/8 OD	20.62
Z8800-XL-CR-Q-8870-12-PC	Control Stop Quarter Turn w/ SS Hose Supply Kit			23.39
Z8800-XL-CR-LK-Q-8870-12-PC	Control Stop Loose Key Quarter Turn w/ SS Hose Supply Kit			25.56

Z8802-XL Series • Pipe - Compression (1/2 IPS x 3/8 OD)



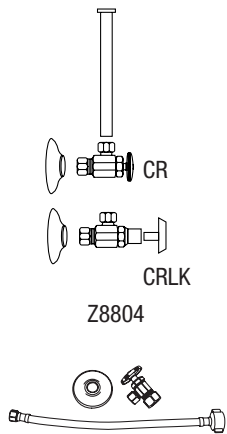
PRODUCT NUMBER	DESCRIPTION	CONNECTION TYPE	CONNECTION SIZE	LIST PRICE
Z8802-XL-PC	Control Stop Standard			\$5.75
Z8802-XL-LK-PC	Control Stop Loose Key	Pipe - Compression	1/2 IPS x 3/8 OD	6.47
Z8802-XL-Q-PC	Control Stop Quarter Turn			6.96
Z8802-XL-LK-Q-PC	Control Stop Loose Key Quarter Turn			8.20
Z8802-XL-CR-PC	Control Stop Standard w/ Copper Riser Supply Kit			18.80
Z8802-XL-CR-LK-PC	Control Stop Loose Key w/ Copper Riser Supply Kit	Pipe - Compression	1/2 IPS x 3/8 OD	21.69
Z8802-XL-CR-Q-PC	Control Stop Quarter Turn w/ Copper Riser Supply Kit			21.05
Z8802-XL-CR-LK-Q-PC	Control Stop Loose Key Quarter Turn w/ Copper Riser Supply Kit			22.49
Z8802-XL-CR-8870-12-PC	Control Stop Standard w/ SS Hose Supply Kit			21.34
Z8802-XL-CR-LK-8870-12-PC	Control Stop Loose Key w/ SS Hose Supply Kit	Pipe - Compression	1/2 IPS x 3/8 OD	24.28
Z8802-XL-CR-Q-8870-12-PC	Control Stop Quarter Turn w/ SS Hose Supply Kit			23.59
Z8802-XL-CR-LK-Q-8870-12-PC	Control Stop Loose Key Quarter Turn w/ SS Hose Supply Kit			25.70

Z8803-XL Series • Pipe - Compression (1/2 IPS x 1/2 OD)



PRODUCT NUMBER	DESCRIPTION	CONNECTION TYPE	CONNECTION SIZE	LIST PRICE
Z8803-XL-PC	Control Stop Standard	Pipe - Compression	1/2 IPS x 1/2 OD	\$7.50
Z8803-XL-LK-PC	Control Stop Loose Key			8.65
Z8803-XL-CR-PC	Control Stop Standard w/ Copper Riser Supply Kit	Pipe - Compression	1/2 IPS x 1/2 OD	26.54
Z8803-XL-CR-LK-PC	Control Stop Loose Key w/ Copper Riser Supply Kit			32.99
Z8803-XL-CR-8870-12-PC	Control Stop Standard w/ SS Hose Supply Kit	Pipe - Compression	1/2 IPS x 1/2 OD	27.29
Z8803-XL-CR-LK-8870-12-PC	Control Stop Loose Key w/ SS Hose Supply Kit			35.37

Z8804-XL Series • Compression - Compression (1/2 NOM x 3/8 OD)



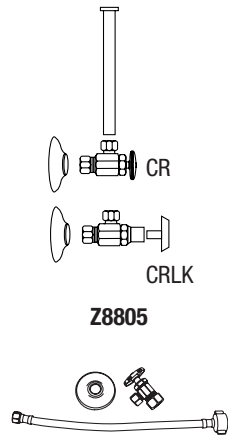
PRODUCT NUMBER	DESCRIPTION	CONNECTION TYPE	CONNECTION SIZE	LIST PRICE
Z8804-XL-PC	Control Stop Standard			\$6.03
Z8804-XL-LK-PC	Control Stop Loose Key	Compression	1/2 NOM x 3/8 OD	7.36
Z8804-XL-Q-PC	Control Stop Quarter Turn	Compression		7.54
Z8804-XL-LK-Q-PC	Control Stop Loose Key Quarter Turn			8.32
Z8804-XL-CR-PC	Control Stop Standard w/ Copper Riser Supply Kit			18.02
Z8804-XL-CR-LK-PC	Control Stop Loose Key w/ Copper Riser Supply Kit	Compression	1/2 NOM x 3/8 OD	20.01
Z8804-XL-CR-Q-PC	Control Stop Quarter Turn w/ Copper Riser Supply Kit	Compression		23.16
Z8804-XL-CR-LK-Q-PC	Control Stop Loose Key Quarter Turn w/ Copper Riser Supply Kit			24.60
Z8804-XL-CR-8870-12-PC	Control Stop Standard w/ SS Hose Supply Kit			21.34
Z8804-XL-CR-LK-8870-12-PC	Control Stop Loose Key w/ SS Hose Supply Kit	Compression	1/2 NOM x 3/8 OD	24.49
Z8804-XL-CR-Q-8870-12-PC	Control Stop Quarter Turn w/ SS Hose Supply Kit	Compression		25.70
Z8804-XL-CR-LK-Q-8870-12-PC	Control Stop Loose Key Quarter Turn w/ SS Hose Supply Kit			26.85

SUFFIX	ADD	SUFFIX	ADD	SUFFIX	ADD	SUFFIX	ADD
-XL = Lead Compliant	-	-C1 = Standard Line Lock Shield	\$5.83	-3 = 3/8" IPS x 3" Nipple	\$17.54	-8870 = Braided Stainless Steel	-
-LR = Supply Kit Copper Risers	-	-CE = Cast Escutcheon	19.90	-3 = 1/2" IPS x 3" Nipple	22.94	-9 = 9" length	\$3.41
-LK = Loose Key	-	-D = Deep Steel Escutcheon	3.52	-5 = 3/8" IPS x 5" Nipple	25.73	-20 = 20" length	7.05
-Q = Quarter Turn	-	-PC = Polished Chrome	-	-5 = 1/2" IPS x 5" Nipple	32.71		

All dimensions in inches; all weights in pounds.

Tubular Brass Products

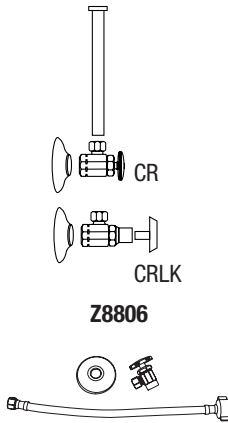
Standard Closet Supply Stops and Kits



Z8805

Z8805-XL Series • Pipe - Compression (3/8 IPS x 3/8 OD)

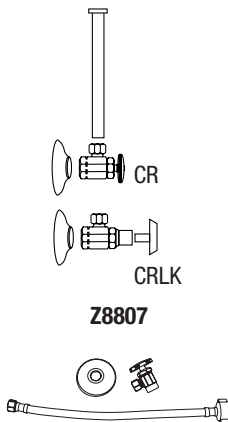
PRODUCT NUMBER	DESCRIPTION	CONNECTION TYPE	CONNECTION SIZE	LIST PRICE
Z8805-XL-PC	Control Stop Standard	Compression -	1/2 NOM	\$6.41
Z8805-XL-LK-PC	Control Stop Loose Key	Compression	x 1/2 OD	7.45
Z8805-XL-CR-PC	Control Stop Standard w/ Copper Riser Supply Kit	Compression -	1/2 NOM	22.75
Z8805-XL-CR-LK-PC	Control Stop Loose Key w/ Copper Riser Supply Kit	Compression	x 1/2 OD	24.54
Z8805-XL-CR-8870-12-PC	Control Stop Standard w/ SS Hose Supply Kit	Compression -	1/2 NOM	24.34
Z8805-XL-CR-LK-8870-12-PC	Control Stop Loose Key w/ SS Hose Supply Kit	Compression	x 1/2 OD	25.61



Z8806

Z8806-XL Series • Pipe - Compression (1/2 IPS x 3/8 OD)

PRODUCT NUMBER	DESCRIPTION	CONNECTION TYPE	CONNECTION SIZE	LIST PRICE
Z8806-XL-PC	Control Stop Standard			\$6.50
Z8806-XL-LK-PC	Control Stop Loose Key	Copper	1/2 SWT	7.83
Z8806-XL-Q-PC	Control Stop Quarter Turn	Sweat -	x 3/8 OD	8.81
Z8806-XL-LK-Q-PC	Control Stop Loose Key Quarter Turn	Compression		9.21
Z8806-XL-CR-PC	Control Stop Standard w/ Copper Riser Supply Kit			17.75
Z8806-XL-CR-LK-PC	Control Stop Loose Key w/ Copper Riser Supply Kit	Copper	1/2 SWT	19.68
Z8806-XL-CR-Q-PC	Control Stop Quarter Turn w/ Copper Riser Supply Kit	Sweat -	x 3/8 OD	18.71
Z8806-XL-CR-LK-Q-PC	Control Stop Loose Key Quarter Turn w/ Copper Riser Supply Kit	Compression		21.77
Z8806-XL-CR-8870-12-PC	Control Stop Standard w/ SS Hose Supply Kit			18.74
Z8806-XL-CR-LK-8870-12-PC	Control Stop Loose Key w/ SS Hose Supply Kit	Copper	1/2 SWT	20.56
Z8806-XL-CR-Q-8870-12-PC	Control Stop Quarter Turn w/ SS Hose Supply Kit	Sweat -	x 3/8 OD	21.02
Z8806-XL-CR-LK-Q-8870-12-PC	Control Stop Loose Key Quarter Turn w/ SS Hose Supply Kit	Compression		22.38

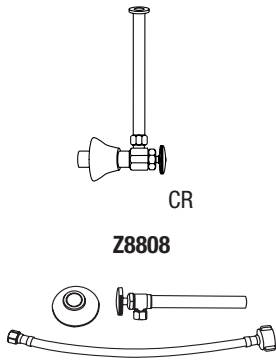


Z8807

Z8807-XL Series • Pipe - Compression (1/2 IPS x 3/8 OD)

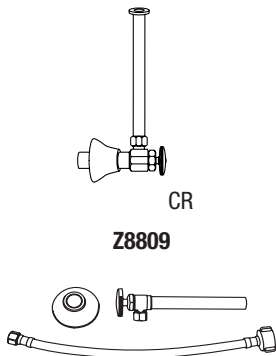
PRODUCT NUMBER	DESCRIPTION	CONNECTION TYPE	CONNECTION SIZE	LIST PRICE
Z8807-XL-PC	Control Stop Standard	Copper	1/2 SWT	\$6.01
Z8807-XL-LK-PC	Control Stop Loose Key	Sweat -	x 1/2 OD	6.96
Z8807-XL-CR-PC	Control Stop Standard w/ Copper Riser Supply Kit	Compression		20.10
Z8807-XL-CR-LK-PC	Control Stop Loose Key w/ Copper Riser Supply Kit	Copper	1/2 SWT	21.19
Z8807-XL-CR-8870-12-PC	Control Stop Standard w/ SS Hose Supply Kit	Sweat -	x 1/2 OD	21.05
Z8807-XL-CR-LK-8870-12-PC	Control Stop Loose Key w/ SS Hose Supply Kit	Compression		22.15

Z8808-XL Series • Copper Sweat - Compression (1/2 SWT x 3/8 OD)



PRODUCT NUMBER	DESCRIPTION	CONNECTION TYPE	CONNECTION SIZE	LIST PRICE
Z8808-XL-PC	Control Stop Standard			\$7.97
Z8808-XL-LK-PC	Control Stop Loose Key	Copper Sweat - Compression	1/2 SWT x 3/8 OD	8.75
Z8808-XL-Q-PC	Control Stop Quarter Turn			9.93
Z8808-XL-LK-Q-PC	Control Stop Loose Key Quarter Turn			12.62
Z8808-XL-CR-PC	Control Stop Standard w/ Copper Riser Supply Kit			28.96
Z8808-XL-CR-LK-PC	Control Stop Loose Key w/ Copper Riser Supply Kit	Copper Sweat - Compression	1/2 SWT x 3/8 OD	31.13
Z8808-XL-CR-Q-PC	Control Stop Quarter Turn w/ Copper Riser Supply Kit			32.89
Z8808-XL-CR-LK-Q-PC	Control Stop Loose Key Quarter Turn w/ Copper Riser Supply Kit			34.33
Z8808-XL-CR-8870-12-PC	Control Stop Standard w/ SS Hose Supply Kit			31.47
Z8808-XL-CR-LK-8870-12-PC	Control Stop Loose Key w/ SS Hose Supply Kit	Copper Sweat - Compression	1/2 SWT x 3/8 OD	31.94
Z8808-XL-CR-Q-8870-12-PC	Control Stop Quarter Turn w/ SS Hose Supply Kit			35.43
Z8808-XL-CR-LK-Q-8870-12-PC	Control Stop Loose Key Quarter Turn w/ SS Hose Supply Kit			36.50

Z8809-XL Series • Copper Sweat - Compression (1/2 SWT x 1/2 OD)



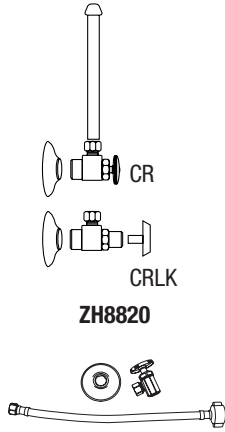
PRODUCT NUMBER	DESCRIPTION	CONNECTION TYPE	CONNECTION SIZE	LIST PRICE
Z8809-XL-PC	Control Stop Standard	Copper Sweat - Compression	1/2 SWT x 1/2 OD	\$13.17
Z8809-XL-LK-PC	Control Stop Loose Key			14.38
Z8809-XL-CR-PC	Control Stop Standard w/ Copper Riser Supply Kit	Copper Sweat - Compression	1/2 SWT x 1/2 OD	37.42
Z8809-XL-CR-LK-PC	Control Stop Loose Key w/ Copper Riser Supply Kit			39.50
Z8809-XL-CR-8870-12-PC	Control Stop Standard w/ SS Hose Supply Kit	Copper Sweat - Compression	1/2 SWT x 1/2 OD	38.26
Z8809-XL-CR-LK-8870-12-PC	Control Stop Loose Key w/ SS Hose Supply Kit			40.51

SUFFIX	ADD	SUFFIX	ADD	SUFFIX	ADD	SUFFIX	ADD
-XL = Lead Compliant	-	-C1 = Standard Line Lock Shield	\$5.83	-3 = 3/8" IPS x 3" Nipple	\$17.54	-8870 = Braided Stainless Steel	-
-LR = Supply Kit Copper Risers	-	-CE = Cast Escutcheon	19.90	-3 = 1/2" IPS x 3" Nipple	22.94	-9 = 9" length	\$3.41
-LK = Loose Key	-	-D = Deep Steel Escutcheon	3.52	-5 = 3/8" IPS x 5" Nipple	25.73	-20 = 20" length	7.05
-Q = Quarter Turn	-	-PC = Polished Chrome	-	-5 = 1/2" IPS x 5" Nipple	32.71		

All dimensions in inches; all weights in pounds.

HEAVY DUTY CLOSET SUPPLY STOPS AND KITS

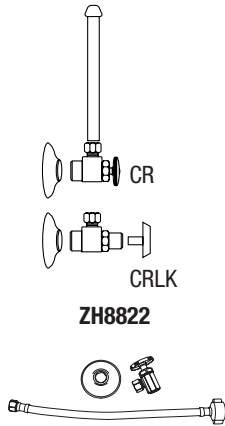
This section includes heavy duty angle control stops and supply kits with wheel handle type, loose key type, and quarter turn options. Heavy duty lavatory supply kits are provided with (1) 12" chrome plated copper riser tube with (1) chrome plated steel flange. There are also braided stainless steel hose supply kit options.



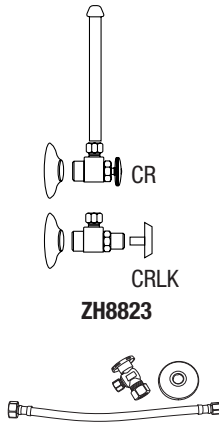
ZH8820-XL Series • Pipe - Compression (3/8 IPS x 3/8 OD)

PRODUCT NUMBER	DESCRIPTION	CONNECTION TYPE	CONNECTION SIZE	LIST PRICE
ZH8820-XL-PC	Control Stop Standard			\$13.57
ZH8820-XL-LK-PC	Control Stop Loose Key	Pipe - Compression	3/8 IPS x 3/8 OD	16.00
ZH8820-XL-Q-PC	Control Stop Quarter Turn			16.81
ZH8820-XL-LK-Q-PC	Control Stop Loose Key Quarter Turn			17.90
ZH8820-XL-CR-PC	Control Stop Standard w/ Copper Riser Supply Kit			18.99
ZH8820-XL-CR-LK-PC	Control Stop Loose Key w/ Copper Riser Supply Kit	Pipe - Compression	3/8 IPS x 3/8 OD	36.12
ZH8820-XL-CR-Q-PC	Control Stop Quarter Turn w/ Copper Riser Supply Kit			38.26
ZH8820-XL-CR-LK-Q-PC	Control Stop Loose Key Quarter Turn w/ Copper Riser Supply Kit			39.70
ZH8820-XL-CR-8870-12-PC	Control Stop Standard w/ SS Hose Supply Kit			33.08
ZH8820-XL-CR-LK-8870-12-PC	Control Stop Loose Key w/ SS Hose Supply Kit	Pipe - Compression	3/8 IPS x 3/8 OD	37.93
ZH8820-XL-CR-Q-8870-12-PC	Control Stop Quarter Turn w/ SS Hose Supply Kit			40.17
ZH8820-XL-CR-LK-Q-8870-12-PC	Control Stop Loose Key Quarter Turn w/ SS Hose Supply Kit			41.69

ZH8822-XL Series • Pipe - Compression (1/2 IPS x 3/8 OD)



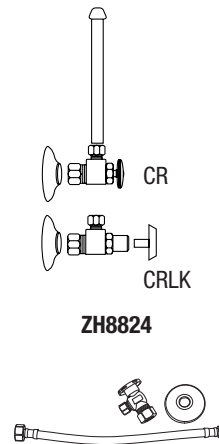
PRODUCT NUMBER	DESCRIPTION	CONNECTION TYPE	CONNECTION SIZE	LIST PRICE
ZH8822-XL-PC	Control Stop Standard			\$7.50
ZH8822-XL-LK-PC	Control Stop Loose Key	Pipe - Compression	1/2 IPS x 3/8 OD	8.94
ZH8822-XL-Q-PC	Control Stop Quarter Turn			9.39
ZH8822-XL-LK-Q-PC	Control Stop Loose Key Quarter Turn			10.93
ZH8822-XL-CR-PC	Control Stop Standard w/ Copper Riser Supply Kit			21.51
ZH8822-XL-CR-LK-PC	Control Stop Loose Key w/ Copper Riser Supply Kit	Pipe - Compression	1/2 IPS x 3/8 OD	21.96
ZH8822-XL-CR-Q-PC	Control Stop Quarter Turn w/ Copper Riser Supply Kit			23.08
ZH8822-XL-CR-LK-Q-PC	Control Stop Loose Key Quarter Turn w/ Copper Riser Supply Kit			23.87
ZH8822-XL-CR-8870-12-PC	Control Stop Standard w/ SS Hose Supply Kit			20.04
ZH8822-XL-CR-LK-8870-12-PC	Control Stop Loose Key w/ SS Hose Supply Kit	Pipe - Compression	1/2 IPS x 3/8 OD	23.06
ZH8822-XL-CR-Q-8870-12-PC	Control Stop Quarter Turn w/ SS Hose Supply Kit			24.23
ZH8822-XL-CR-LK-Q-88 70-12-PC	Control Stop Loose Key Quarter Turn w/ SS Hose Supply Kit			25.06



ZH8823-XL Series • Pipe - Compression (1/2 IPS x 1/2 OD)

PRODUCT NUMBER	DESCRIPTION	CONNECTION TYPE	CONNECTION SIZE	LIST PRICE
ZH8823-XL-PC	Control Stop Standard	Pipe - Compression	1/2 IPS x 1/2 OD	\$15.16
ZH8823-XL-LK-PC	Control Stop Loose Key			18.97
ZH8823-XL-CR-PC	Control Stop Standard w/ Copper Riser Supply Kit	Pipe - Compression	1/2 IPS x 1/2 OD	47.41
ZH8823-XL-CR-LK-PC	Control Stop Loose Key w/ Copper Riser Supply Kit			48.16
ZH8823-XL-CR-8870-12-PC	Control Stop Standard w/ SS Hose Supply Kit	Pipe - Compression	1/2 IPS x 1/2 OD	49.48
ZH8823-XL-CR-LK-8870-12-PC	Control Stop Loose Key w/ SS Hose Supply Kit			50.57

ZH8824-XL Series • Compression - Compression (1/2 NOM x 3/8 OD)



PRODUCT NUMBER	DESCRIPTION	CONNECTION TYPE	CONNECTION SIZE	LIST PRICE
ZH8824-XL-PC	Control Stop Standard	Compression	1/2 NOM x 3/8 OD	\$16.57
ZH8824-XL-LK-PC	Control Stop Loose Key			19.29
ZH8824-XL-Q-PC	Control Stop Quarter Turn	Compression	1/2 NOM x 3/8 OD	20.73
ZH8824-XL-LK-Q-PC	Control Stop Loose Key Quarter Turn			23.13
ZH8824-XL-CR-PC	Control Stop Standard w/ Copper Riser Supply Kit	Compression	1/2 NOM x 3/8 OD	22.11
ZH8824-XL-CR-LK-PC	Control Stop Loose Key w/ Copper Riser Supply Kit			44.27
ZH8824-XL-CR-Q-PC	Control Stop Quarter Turn w/ Copper Riser Supply Kit	Compression	1/2 NOM x 3/8 OD	47.15
ZH8824-XL-CR-LK-Q-PC	Control Stop Loose Key Quarter Turn w/ Copper Riser Supply Kit			48.60
ZH8824-XL-CR-8870-12-PC	Control Stop Standard w/ SS Hose Supply Kit	Compression	1/2 NOM x 3/8 OD	41.32
ZH8824-XL-CR-LK-8870-12-PC	Control Stop Loose Key w/ SS Hose Supply Kit			46.48
ZH8824-XL-CR-Q-8870-12-PC	Control Stop Quarter Turn w/ SS Hose Supply Kit	Compression	1/2 NOM x 3/8 OD	49.51
ZH8824-XL-CR-LK-Q-8870-12-PC	Control Stop Loose Key Quarter Turn w/ SS Hose Supply Kit			51.03

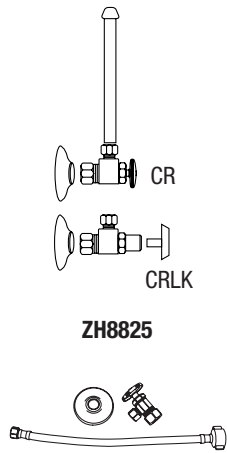
SUFFIX	ADD	SUFFIX	ADD	SUFFIX	ADD	SUFFIX	ADD
-XL = Lead Compliant	-	-C1 = Standard Line Lock Shield	\$5.83	-3 = 3/8" IPS x 3" Nipple	\$17.54	-8870 = Braided Stainless Steel	-
-LR = Supply Kit Copper Risers	-	-CE = Cast Escutcheon	19.90	-3 = 1/2" IPS x 3" Nipple	22.94	-9 = 9" length	\$3.41
-LK = Loose Key	-	-D = Deep Steel Escutcheon	3.52	-5 = 3/8" IPS x 5" Nipple	25.73	-20 = 20" length	7.05
-Q = Quarter Turn	-	-PC = Polished Chrome	-	-5 = 1/2" IPS x 5" Nipple	32.71		

All dimensions in inches; all weights in pounds.

Tubular Brass Products

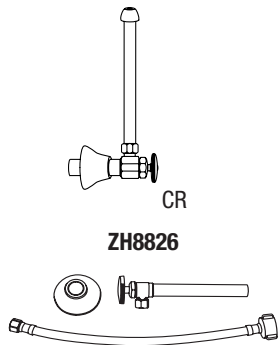
Heavy Duty Closet Supply Stops and Kits

ZH8825-XL Series • Compression - Compression (1/2 IPS x 1/2 OD)



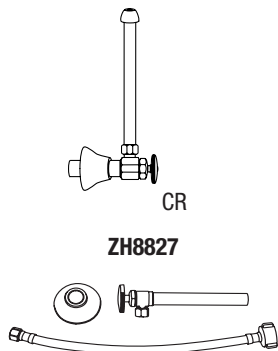
PRODUCT NUMBER	DESCRIPTION	CONNECTION TYPE	CONNECTION SIZE	LIST PRICE
ZH8825-XL-PC	Control Stop Standard	Compression - Compression	1/2 NOM x 1/2 OD	\$17.23
ZH8825-XL-LK-PC	Control Stop Loose Key			19.94
ZH8825-XL-CR-PC	Control Stop Standard w/ Copper Riser Supply Kit	Compression - Compression	1/2 NOM x 1/2 OD	44.67
ZH8825-XL-CR-LK-PC	Control Stop Loose Key w/ Copper Riser Supply Kit			48.98
ZH8825-XL-CR-8870-12-PC	Control Stop Standard w/ SS Hose Supply Kit	Compression - Compression	1/2 NOM x 1/2 OD	46.90
ZH8825-XL-CR-LK-8870-12-PC	Control Stop Loose Key w/ SS Hose Supply Kit			51.42

ZH8826-XL Series • Copper Sweat - Compression (1/2 SWT x 3/8 OD)



PRODUCT NUMBER	DESCRIPTION	CONNECTION TYPE	CONNECTION SIZE	LIST PRICE
ZH8826-XL-PC	Control Stop Standard			\$16.98
ZH8826-XL-LK-PC	Control Stop Loose Key	Copper Sweat - Compression	1/2 SWT x 3/8 OD	19.09
ZH8826-XL-Q-PC	Control Stop Quarter Turn			18.68
ZH8826-XL-LK-Q-PC	Control Stop Loose Key Quarter Turn			21.00
ZH8826-XL-CR-PC	Control Stop Standard w/ Copper Riser Supply Kit			48.19
ZH8826-XL-CR-LK-PC	Control Stop Loose Key w/ Copper Riser Supply Kit	Copper Sweat - Compression	1/2 SWT x 3/8 OD	49.46
ZH8826-XL-CR-Q-PC	Control Stop Quarter Turn w/ Copper Riser Supply Kit			53.30
ZH8826-XL-CR-LK-Q-PC	Control Stop Loose Key Quarter Turn w/ Copper Riser Supply Kit			56.31
ZH8826-XL-CR-8870-12-PC	Control Stop Standard w/ SS Hose Supply Kit			49.15
ZH8826-XL-CR-LK-8870-12-PC	Control Stop Loose Key w/ SS Hose Supply Kit	Copper Sweat - Compression	1/2 SWT x 3/8 OD	55.76
ZH8826-XL-CR-Q-8870-12-PC	Control Stop Quarter Turn w/ SS Hose Supply Kit			55.97
ZH8826-XL-CR-LK-Q-8870-12-PC	Control Stop Loose Key Quarter Turn w/ SS Hose Supply Kit			59.12

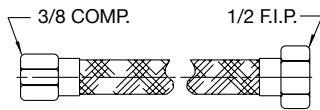
ZH8827-XL Series • Copper Sweat - Compression (1/2 SWT x 1/2 OD)



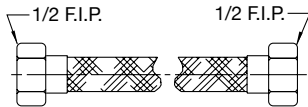
PRODUCT NUMBER	DESCRIPTION	CONNECTION TYPE	CONNECTION SIZE	LIST PRICE
ZH8827-XL-PC	Control Stop Standard	Copper Sweat - Compression	1/2 SWT x 1/2 OD	\$22.64
ZH8827-XL-LK-PC	Control Stop Loose Key			25.21
ZH8827-XL-CR-PC	Control Stop Standard w/ Copper Riser Supply Kit	Copper Sweat - Compression	1/2 SWT x 1/2 OD	25.96
ZH8827-XL-CR-LK-PC	Control Stop Loose Key w/ Copper Riser Supply Kit			28.27
ZH8827-XL-CR-8870-12-PC	Control Stop Standard w/ SS Hose Supply Kit	Copper Sweat - Compression	1/2 SWT x 1/2 OD	55.73
ZH8827-XL-CR-LK-8870-12-PC	Control Stop Loose Key w/ SS Hose Supply Kit			56.03



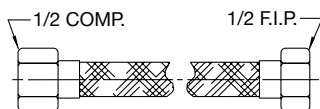
Certified to
ANSI/NSF 14-16



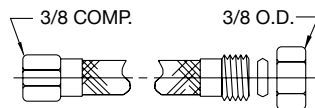
Z8860-12 thru Z8860-36



Z8861-12 thru Z8861-60



Z8862-12 thru Z8862-48



Z8863-12 thru Z8863-20

BRAIDED STAINLESS STEEL SUPPLIES

EPDM tubing jacketed by type 304 stainless steel braid, stainless steel ferrule, and nickel-plated brass nuts. Max. temperature 180°F and max. pressure 125 psi.

LAVATORY/SINK SUPPLIES

PRODUCT NUMBER	SIZE	LENGTH	LIST PRICE	MASTER CARTON	WEIGHT CARTON
Z8860-XL-12-SS	3/8 COMP x 1/2 FIP	12	\$ 7.58	25	6
Z8860-XL-16-SS	3/8 COMP x 1/2 FIP	16	8.40	25	6
Z8860-XL-20-SS	3/8 COMP x 1/2 FIP	20	9.66	25	6
Z8860-XL-30-SS	3/8 COMP x 1/2 FIP	30	12.60	25	9
Z8860-XL-36-SS	3/8 COMP x 1/2 FIP	36	14.28	25	9
Z8861-XL-12-SS	1/2 FIP x 1/2 FIP	12	10.08	25	6
Z8861-XL-30-SS	1/2 FIP x 1/2 FIP	30	20.90	25	10
Z8861-XL-60-SS	1/2 FIP x 1/2 FIP	60	22.16	25	16
Z8862-XL-12-SS	1/2 COMP x 1/2 FIP	12	8.35	25	6
Z8862-XL-16-SS	1/2 COMP x 1/2 FIP	16	9.77	25	6
Z8862-XL-20-SS	1/2 COMP x 1/2 FIP	20	10.03	25	6
Z8862-XL-30-SS	1/2 COMP x 1/2 FIP	30	14.07	25	10
Z8862-XL-36-SS	1/2 COMP x 1/2 FIP	36	15.28	25	10
Z8863-XL-12-SS	3/8 COMP x 3/8 OD	12	9.40	25	6
Z8863-XL-20-SS	3/8 COMP x 3/8 OD	20	11.55	25	6

Sensor Flush
Valves and Faucets

Manual Flush Valves

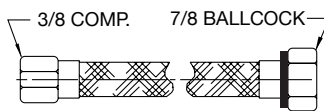
Aquaparts® Parts
and Assemblies

AquaSpec®
Commercial Faucets

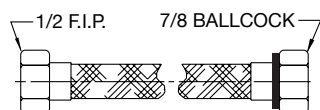
Temp-Gard®
Products

Tubular Brass
Plumbing Products

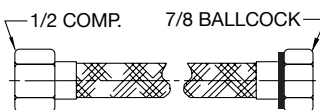
Commercial Fixtures



Z8870-9 thru Z8870-20



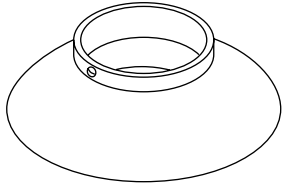
Z8872-9 thru Z8872-12



Z8873-9 thru Z8873-20

CLOSET SUPPLIES

PRODUCT NUMBER	SIZE	LENGTH	LIST PRICE	MASTER CARTON	WEIGHT CARTON
Z8870-XL-9-SS	3/8 COMP x 7/8 BALLCOCK NUT	9	\$6.25	25	5
Z8870-XL-12-SS	3/8 COMP x 7/8 BALLCOCK NUT	12	7.56	25	5
Z8870-XL-20-SS	3/8 COMP x 7/8 BALLCOCK NUT	20	10.34	25	5
Z8872-XL-9-SS	1/2 FIP x 7/8 BALLCOCK NUT	9	7.88	25	5
Z8873-XL-9-SS	1/2 COMP x 7/8 BALLCOCK NUT	9	7.67	25	5
Z8873-XL-12-SS	1/2 COMP x 7/8 BALLCOCK NUT	12	9.19	25	5
Z8873-XL-20-SS	1/2 COMP x 7/8 BALLCOCK NUT	20	11.81	25	5

**FLANGES**

Chrome-plated, cast brass flange with setscrew.

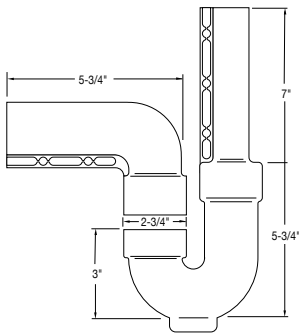
PRODUCT NUMBER	SIZE	LIST PRICE	MASTER CARTON	WEIGHT CARTON
Z8900-PC	3/8 IPS, 1 1/16 OD	\$11.60	100	20
Z8901-PC	1/2 IPS	11.81	100	20
Z8902-PC	5/8 OD	12.08	100	20
Z8904-PC	3/4 IPS	12.97	100	20
Z8905-PC	7/8 OD	12.97	100	20
Z8906-PC	1 IPS	13.91	100	20
Z8907-PC	1-1/4 IPS	14.18	50	12
Z8908-PC	1-1/4 OD	13.18	50	12
Z8909-PC	1-1/2 IPS	14.60	50	15
Z8910-PC	1-1/2 OD	13.02	50	15
Z8911-PC	2 IPS	22.79	50	15
Z8912-PC	2 OD	21.37	50	15

NIPPLES

Chrome-plated, cast brass IPS nipples.



PRODUCT NUMBER	SIZE	LIST PRICE	MASTER CARTON	WEIGHT CARTON
Z8916-XL-115-PC	3/8 x 1-1/2	\$ 5.41	100	10
Z8916-3-PC	3/8 x 3	8.82	100	12
Z8916-5-PC	3/8 x 5	13.60	100	24
Z8916-XL-6-PC	3/8 x 6	16.80	50	14
Z8917-3-PC	1/2 x 3	13.02	100	15
Z8917-XL-4-PC	1/2 x 4	14.65	100	24
Z8917-XL-5-PC	1/2 x 5	16.49	100	24
Z8917-XL-6-PC	1/2 x 6	19.69	50	15
Z8918-XL-6-PC	1-1/4 x 6	43.63	15	20
Z8919-XL-6-PC	1-1/2 x 6	49.98	10	20



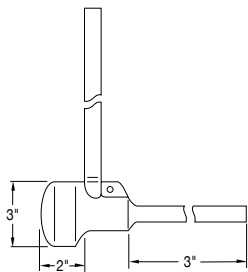
Z8943

INSUL-GUARD™ RetroFit Kits: Protectors, satin white PVC resin, with a 3/8" nominal wall. Resists thermal transfer and are ADA compliant.

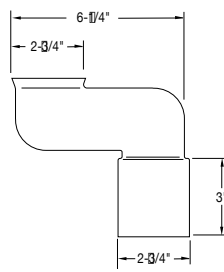


PRODUCT NUMBER	DESCRIPTION	LIST PRICE	MASTER CARTON	WEIGHT CARTON
Z8943-NT	Trap Protector	\$ 56.91	15	9
Z8944-NT	Supply Protector	41.37	15	5
Z8945-NT	Offset Drain Protector	40.90	15	4
Z8946-NT	Combination Kit: One Trap and One Supply Protector	88.57	15	12
Z8946-1-NT	Combination Kit: One Trap and Two Supply Protectors	111.04	15	15
Z8946-3-NT	Combination Kit: One Trap Protector, Two Supply Protectors, and One Offset Drain Protector	140.33	15	15

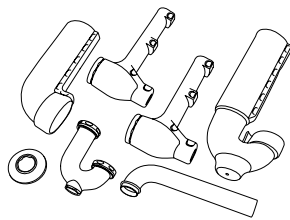
Specification Kits: Protectors, satin white PVC resin, with a 3/8" nominal wall and vandal-resistant clip feature. Resists thermal transfer and are ADA compliant.



Z8944



Z8945

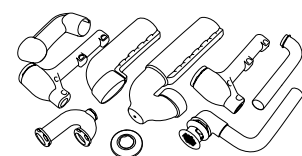


Z8995-1-PC

PRE-WRAPPED CAST BODY P-TRAPS WITH TUBULAR WALL BEND



PRODUCT NUMBER	DESCRIPTION	LIST PRICE	MASTER CARTON	WEIGHT CARTON
Z8995-1-PC	1-1/4" x 1-1/4" P-Trap Assembly	\$180.81	6	30
Z8996-1-PC	1-1/4" x 1-1/2", 1-1/2" x 1-1/2" P-Trap Assembly	187.01	6	36

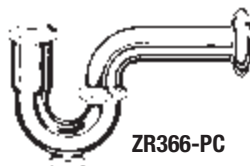


Z8995-3-PC

PRE-WRAPPED CAST BODY P-TRAPS WITH LAVATORY OFFSET ASSEMBLY



PRODUCT NUMBER	DESCRIPTION	LIST PRICE	MASTER CARTON	WEIGHT CARTON
Z8995-3-PC	1-1/4" x 1-1/4" P-Trap with Lavatory Offset Assembly	\$268.75	6	42
Z8996-3-PC	1-1/4" x 1-1/2", 1-1/2" x 1-1/2" P-Trap with Lavatory Offset Assembly	274.42	6	42



ZR366-PC



ZR367X-PC

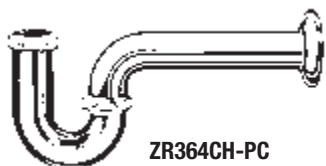
TUBULAR P-TRAPS**Less Cleanout**

CATALOG NO.	GAUGE	SIZE & DESCRIPTION	LIST PRICE	CARTON QTY.
ZR360-PC	20	1-1/4"	\$26.93	30
ZR363-PC	20	1-1/2"	30.66	30
ZR361-PC	17	1-1/4"	33.29	30
ZR361-RB	17	1-1/4"	29.93	30
ZR364-PC	17	1-1/2" x 1-1/4"	38.69	30
ZR365-PC	17	1-1/2"	38.38	30

With Cleanout

CATALOG NO.	GAUGE	SIZE & DESCRIPTION	LIST PRICE	CARTON QTY.
ZR366-PC	20	1-1/4"	\$43.31	30
ZR368-PC	20	1-1/2" x 1-1/4"	46.83	30
ZR369-PC	20	1-1/2"	46.83	30
ZR367-PC*	17	1-1/4"	49.40	30
ZR370-PC	17	1-1/2" x 1-1/4"	54.08	30
ZR370JBD-RB	17	1-1/2" x 1-1/4"	57.70	30
ZR371-PC	17	1-1/2"	54.08	30
ZR371JBD-RB	17	1-1/2"	57.70	30
Z21-1-PC		Cleanout Plug	8.30	30
Z21-3-NT		Washer for Cleanout	0.95	30

*Not available with metal-to-metal ground joint.
Refer to Items 1, 2, 3, and 4 for available options.
For P-Traps only, add "BX" for Box Escutcheon – \$2.25.



ZR364CH-PC

TUBULAR P-TRAPS – CHOKED INLET**Less Cleanout**

CATALOG NO.	GAUGE	SIZE & DESCRIPTION	LIST PRICE	CARTON QTY.
ZR362CH-PC	20	1-1/2" x 1-1/4"	\$33.13	30

Refer to Items 1, 2, 3, and 4 for available options.
For P-Traps only, add "BX" for Box Escutcheon – \$2.25.

TUBULAR P-TRAPS – EXTRA LONG, 15" AND 18"**Less Cleanout**

CATALOG NO.	GAUGE	SIZE & DESCRIPTION	LIST PRICE	CARTON QTY.
ZR361X-PC	17	1-1/4" x 15"	\$43.31	18
ZR365X-PC	17	1-1/2" x 15"	48.93	18

With Cleanout

CATALOG NO.	GAUGE	SIZE & DESCRIPTION	LIST PRICE	CARTON QTY.
ZR367X-PC	17	1-1/4" x 15"	\$53.08	18
ZR371X-PC	17	1-1/2" x 15"	65.31	18

Refer to Items 1, 2, and 4 for available options.
For P-Traps only, add "BX" for Box Escutcheon – \$2.25.

For Items Furnished: 1. For cast brass nuts, add Suffix "B" – \$4.40
2. For deep escutcheon, add Suffix "D" – \$1.65

3. For ground joint (17-gauge only), add Suffix "J" – \$1.10
4. For cast brass escutcheon, add Suffix "CE" – \$9.90



ZR379-PC

TUBULAR S-TRAPS

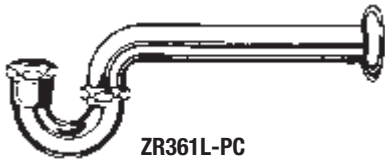
Less Cleanout

CATALOG NO.	GAUGE	SIZE & DESCRIPTION	LIST PRICE	CARTON QTY.
ZR373-PC	17	1-1/4"	\$70.14	15
ZR377-PC	17	1-1/2"	80.27	15

With Cleanout

CATALOG NO.	GAUGE	SIZE & DESCRIPTION	LIST PRICE	CARTON QTY.
ZR383-PC	17	1-1/2"	89.36	15

Refer to Items 1 and 2 for available options.



ZR361L-PC

LOW INLET P-TRAPS

Less Cleanout

CATALOG NO.	GAUGE	SIZE & DESCRIPTION	LIST PRICE	CARTON QTY.
ZR361L-PC	17	1-1/4"	\$46.36	30
ZR365L-PC	17	1-1/2"	55.70	30

Refer to Items 1 and 2 for available options.



ZR361REB-PC

REPAIR P-TRAPS AND P-BENDS

With Beaded Connection – Captive Brass Nut at Swivel

CATALOG NO.	GAUGE	SIZE & DESCRIPTION	LIST PRICE	CARTON QTY.
ZR365REB-PC	17	1-1/2" w/Brass Nuts	63.68	36

For (2) brass nuts, add Suffix "B" – \$4.40.

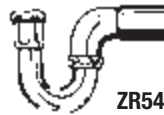


ZR505LAW-PC

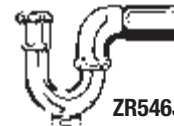
LOS ANGELES CODE TRAPS

Cast Brass Hex Elbow, Ground Joint, Brass Nuts, 1-1/2" x 1-1/4" Reducing Washer

CATALOG NO.	GAUGE	SIZE & DESCRIPTION	LIST PRICE	CARTON QTY.
ZR505LAW-PC	17	1-1/2"	\$63.16	36
ZR510LAW-PC	17	1-1/2" x 1-1/4"	63.16	36



ZR542JBD-PC



ZR546JBD-PC

WASHINGTON D.C. TRAPS

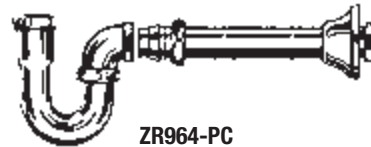
With Captive Swivel Brass Nut with Long Elbow, Ground Joint, Deep Escutcheon

Less Cleanout

CATALOG NO.	GAUGE	SIZE & DESCRIPTION	LIST PRICE	CARTON QTY.
ZR543JBD-PC	17	1-1/2" x 1-1/4"	62.48	30

With Cleanout

CATALOG NO.	GAUGE	SIZE & DESCRIPTION	LIST PRICE	CARTON QTY.
ZR546JBD-PC	17	1-1/2"	\$76.86	30



ZR964-PC

MILWAUKEE P-TRAPS

With Captive Swivel Brass Nut and Deep Escutcheon

Less Cleanout

CATALOG NO.	GAUGE	SIZE & DESCRIPTION	LIST PRICE	CARTON QTY.
ZR964-PC	17	1-1/2" x 1-1/4"	\$118.91	14
ZR965-PC	17	1-1/2"	118.91	14

With Cleanout

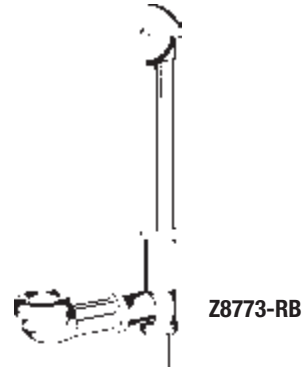
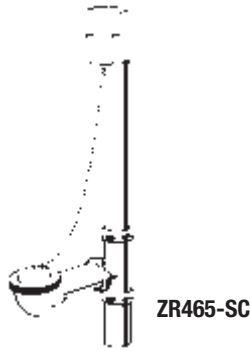
CATALOG NO.	GAUGE	SIZE & DESCRIPTION	LIST PRICE	CARTON QTY.
ZR970J-PC	17	1-1/2" x 1-1/4" Ground Joint	\$133.46	14
ZR971J-PC	17	1-1/2" Ground Joint	133.46	14

Refer to Items 1 and 3 for available options.

For Items Furnished: 1. For cast brass nuts, add Suffix "B" – \$4.40
2. For deep escutcheon, add Suffix "D" – \$1.65

Sensor Flush
Valves and Faucets

Manual Flush Valves



**BRASS WASTE AND OVERFLOWS
With Chain and Stopper**

CATALOG NO.	GAUGE	SIZE & DESCRIPTION	LIST PRICE	CARTON QTY.
ZR465-SC	22	1-3/8" x 14"	\$86.57	10

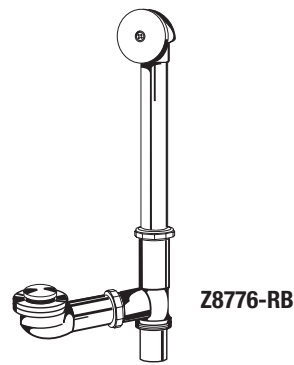
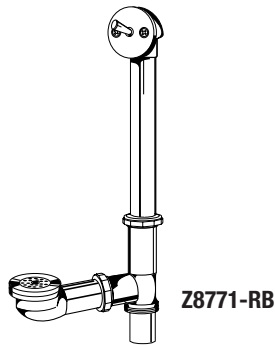
For (3) brass nuts on ZR465, add Suffix "B" – \$6.50.

BRASS POP-UP TRIP LEVER

CATALOG NO.	GAUGE	SIZE & DESCRIPTION	LIST PRICE	CARTON QTY.
*Z8773-RB	17	1-1/2" x 14" with Brass Nuts	\$131.72	10

Aquaparts® Parts
and Assemblies

AquaSpec®
Commercial Faucets



**BRASS TRIP LEVER WASTES
Plunger Type**

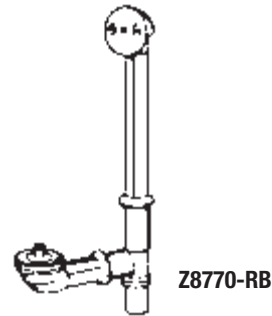
CATALOG NO.	GAUGE	SIZE & DESCRIPTION	LIST PRICE	CARTON QTY.
*Z8771-RB	17	1-1/2" x 14" with Brass Nuts	\$ 96.34	10
*Z8772-RB	17	1-1/2" x 22" with Brass Nuts	133.93	7

BRASS POP-UP FOOT ACTIVATED

CATALOG NO.	GAUGE	SIZE & DESCRIPTION	LIST PRICE	CARTON QTY.
Z8776-RB	20	1-1/2" x 14"	\$106.21	10

Temp-Gard®
Products

Tubular Brass
Plumbing Products



LIFT AND TURN WASTES

CATALOG NO.	GAUGE	SIZE & DESCRIPTION	LIST PRICE	CARTON QTY.
*Z8770-RB	17	1-1/2" x 14"-16" with Brass Nuts	\$98.07	10

*For California Code, add Suffix "CA" – \$1.65

Commercial Fixtures

SANITARY-DASH® PREMIUM LINE OF BASKET STRAINERS



ZP100-SS

BASKET STRAINER

Value-Line stainless steel, one-piece body.
Stick type – stainless basket, neoprene stopper.

CATALOG NO.	DESCRIPTION	LIST PRICE	CARTON QTY.
ZP100-SS	Less TP	\$12.02	50
ZP100W-SS	With 4" Chrome TP	14.65	40



ZTT461-PC

BASKET STRAINER

Chrome-Plated Brass Body

With the "It Can't Skip" locknut.
Four-prong – stainless basket. Neoprene stopper.

CATALOG NO.	DESCRIPTION	LIST PRICE	CARTON QTY.
ZTT461-PC	Less TP	\$26.36	40
ZTT461W-PC	With 4" Chrome TP	28.98	40
ZTT46-SS	Basket Assembly Only	5.99	48

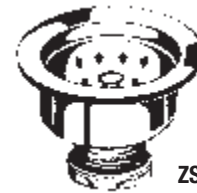


ZSS250-PC

**BASKET STRAINER
CHROME-PLATED BRASS BODY**

With the "It Can't Skip" locknut. Stick type – stainless basket.
Neoprene stopper.

CATALOG NO.	DESCRIPTION	LIST PRICE	CARTON QTY.
ZSS250-PC	Less TP	\$26.36	40
ZSS250W-PC	With 4" Chrome TP	28.98	40



ZSS3000B-SS

BASKET STRAINER

Stainless steel, stick type – stainless basket. Neoprene stopper,
locking shell, machine cut threads, deep pattern slip nut. Long
shank for use on stainless steel, enameled steel and cast iron sinks.

CATALOG NO.	DESCRIPTION	LIST PRICE	CARTON QTY.
ZSS3000B-SS	Less TP w/Brass Nut	\$24.73	32
ZSS3000W-SS	With 4" Chrome TP	27.62	32
ZSS30-SS	Stick Type Basket Only	6.93	48

For cast brass nut, add Suffix "B" – \$2.20.
For cast brass locknut and slip nut, add Suffix "BB" – \$8.75.

For Items Furnished: For cast brass slip nut, add Suffix "B" – \$2.15
For cast brass locknut and slip nut, add Suffix "BB" – \$12.75

Sensor Flush
Valves and Faucets

Manual Flush Valves

Aquaparts® Parts
and Assemblies

AquaSpec®
Commercial Faucets

Temp-Gard®
Products

Tubular Brass
Plumbing Products

Commercial Fixtures

SANITARY-DASH® PREMIUM LINE OF BASKET STRAINERS



ZSS3500-SS

BASKET STRAINER

Stainless steel basket strainer with stainless steel stick type basket, stainless steel stopper, and stainless steel locking shell.

CATALOG NO.	DESCRIPTION	LIST PRICE	CARTON QTY.
ZSS3500-SS	Less Tailpiece	\$50.82	32
ZSS3500W-SS	With 4" Chrome TP	73.08	32

For cast brass nut, add Suffix "B" – \$2.15.
For cast brass locknut and slip nut, add Suffix "BB" – \$10.60.



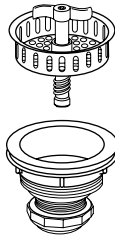
ZP2000B-SS

BASKET STRAINER

All stainless steel body with machine-threaded TP. Stainless steel basket with ball locking closure. Fluted neoprene stopper. Deep pattern brass slip nut.

CATALOG NO.	DESCRIPTION	LIST PRICE	CARTON QTY.
ZP2000B-SS	Less TP	\$35.54	32
ZP2000WB-SS	With 4" Chrome TP	38.59	32

For cast brass locknut, show additional Suffix "B" – \$6.60.



ZSS300-PC

BASKET STRAINER

Brass body with spin and lock basket closure.

CATALOG NO.	DESCRIPTION	LIST PRICE	CARTON QTY.
ZSS300-PC	Less TP	\$30.98	40
ZSS300W-PC	With 4" Chrome TP	34.65	40

For cast brass nut, add Suffix "B" – \$2.15.



Z8741LTLBN-SS

BASKET STRAINER

ALL STAINLESS STEEL BODY – STICK TYPE

With the "It Can't Skip" locknut. Stick type – stainless basket. Neoprene stopper.

CATALOG NO.	DESCRIPTION	LIST PRICE	CARTON QTY.
Z8741LTLBN-SS	Less TP	\$35.02	40



Z8739LTLBN-PC

FLAT TOP SINK STRAINER
3"-3-1/2" OUTLET WITH REVERSIBLE LOCKNUT
 For use on stainless steel and/or cast iron sinks.

CATALOG NO.	DESCRIPTION	LIST PRICE	CARTON QTY.
Z8739LTLBN-PC	Less TPC	\$42.16	24
Z8739LBN-PC	With TPC	42.16	24



ZR426B-SS

JR. 2" BASKET STRAINER
 All stainless steel; crumb-cup style.

With Brass Nuts

CATALOG NO.	DESCRIPTION	LIST PRICE	CARTON QTY.
ZR426B-SS	Less TP	\$10.82	34
ZR426WB-SS	With TPC	13.91	24



Z8737LTLBN-PC

DUPLEX SINK STRAINER
2"-2-1/2" OUTLET

CATALOG NO.	DESCRIPTION	LIST PRICE	CARTON QTY.
Z8737LTLBN-PC	Less TPC	\$17.54	48
Z8737LBN-PC	With TPC	20.53	24



Z30-1-RB



Z54-4-NT

ACCESSORIES

CATALOG NO.	DESCRIPTION	LIST PRICE
Z30-2-RB	1-1/2" Locknut (Zamac)	4.83
Z30-2B-RB	1-1/2" Locknut (Cast Brass)	5.67
Z54-3-NT	Thick (9/32") Rubber Washer for ZSS250 - ZTT461	2.21
Z54-5-NT	Thin (1/16") Rubber Washer	2.21
Z54-4-NT	Rubber Washer for Z8737LBN and Z8736LBN	1.58
Z54-6-NT	"Sure-Fit" Coupling Nut Washer	0.47
Z54-40-NT	Friction Washer (Cardboard) - 2"	0.47

For Items Furnished: For cast brass slip nut, add Suffix "B" - \$2.20
 For cast brass locknut and slip nut, add Suffix "BB" - \$8.65

Sensor Flush
Valves and Faucets

Manual Flush Valves

Aquaparts® Parts
and Assemblies

AquaSpec®
Commercial Faucets

Temp-Gard®
Products

Tubular Brass
Plumbing Products

Commercial Fixtures

Notes



Commercial Brass
Commercial Fixtures





EcoVantage® Commercial Fixtures with SilverShield™ Antimicrobial Glaze

SilverShield Antimicrobial Technology provides a permanent antimicrobial glazed ceramic surface that inhibits the growth of stain and odor causing bacteria, mold, and mildew.



Silver particles are incorporated into the glaze and permanently fired onto the fixture to create an ultra-smooth surface and invisible shield of added protection against bacterial growth.

Proven Technology

SilverShield antimicrobial glaze uses silver particles to inhibit the growth, reproduction, and respiration of stain and odor-causing bacteria, mold, and mildew in commercial fixtures.

Time and Water Saving

SilverShield technology produces an ultra smooth surface that requires less water and harsh chemicals to keep the bowl looking like new.

Continuous Performance

Silver particles added to the ceramic glaze during the manufacturing process become an integral part of the fixture. The antimicrobial properties of SilverShield are guaranteed to last the lifetime of the product.

Engineered Plumbing Solution

Ideal for healthcare, schools and commercial buildings to help create a more sanitary environment.

How SilverShield™ Works

Zurn EcoVantage commercial fixtures with SilverShield use silver particles to impart antimicrobial activity on the mirror smooth surface of our toilets. The permanent coating works naturally through the controlled generation and release of silver ions.

The SilverShield surface attacks bacteria and protects the bowl. Multiple methods of antimicrobial action prohibit common bacteria from developing a resistance to silver. These include:

- Disruption of essential nutrient intake from bacteria **so they can't grow.**
- Prevention of cell reproduction **so they can't multiply.**
- Damage to bacterial cell surfaces **so they can't survive.**

Commercial Fixtures Index

Flush Valve Toilets

Z5615 Series - Elongated, Wall Hung Flush Valve Toilet	216
Z5615-BWL With Top Spud	216
Z5615-BWL-AM With Top Spud	216
Z5616-BWL With Bedpan Lugs	216
Z5617 Series - Concealed, Elongated, Wall Hung Flush Valve Toilet	216
Z5617-BWL With Bedpan Lugs	216
Z5630 - 1.6 gpf, Back Outlet, Floor Mounted Flush Valve Toilet	216
Z5630 With Top Spud	216
Z5631 With Top Spud and Bedpan Lugs	216
Z5640 - 1.6 gpf, Back Outlet, Floor Mounted Flush Valve Toilet	216
Z5640 With Top Spud	216
Z5641 With Top Spud and Bedpan Lugs	216
Z5635 - 1.28 gpf, Back Outlet, Floor Mounted Flush Valve Toilet	216
Z5635-BWL with Top Spud	216
Z5637-BWL with Back Spud	216
Z5645 - 1.28 gpf, Back Outlet, Floor Mounted Flush Valve Toilet	216
Z5645-BWL with Top Spud	216
Z5646-BWL with Top Spud and Bedpan Lugs	216
Z5647-BWL with Back Spud	216
Z5655 Series - Elongated, Floor Mounted Flush Valve Toilet	217
Z5655-BWL With Top Spud	217
Z5655-BWL-BA-AM with Top Spud	217
Z5656-BWL-AM With Top Spud and Bedpan Lugs	217
Z5657-BWL-AM With Back Spud	217
Z5654 - ADA Height, Floor Mounted Flush Valve Toilet	217
Z5654-BWL with Top Spud	217
Z5665 Series ADA Height, Floor Mounted Flush Valve Toilet	217
Z5665-BWL With Top Spud	217
Z5665-BWL-BA-AM with Top Spud	217
Z5667-BWL-AM With Back Spud	217
Z5667-BWL-AM With Back Spud	217
Z5675-BWL - Children's Round Floor Mounted Flush Valve Toilet	217
Z5675-BWL With Top Spud	217
Z5681 - Heavy-Duty Bariatric Top Spud, Antimicrobial Powder Coated	218
Z5683 - Heavy-Duty Bariatric Back Spud, Antimicrobial Powder Coated	218
Z5691 - Extra-Heavy-Duty Bariatric, Antimicrobial Powder Coated	218
Z5693 - Extra-Heavy-Duty Bariatric, Antimicrobial Powder Coated	218

Toilets – EcoVantage™ Series

Z5560 - 1.6 gpf, Elongated, ADA Height, Two-Piece Pressure Assist Toilet	219
Z5561 - 1.0 gpf HETF, Elongated, ADA Height, Two-Piece Pressure Assist Toilet	219
Z5562 - Dual Flush 1.6/1.0 gpf HET, Elongated, ADA Height, Two-Piece Pressure Assist Toilet	219
Z5570 - 1.6 gpf, Elongated, Two-Piece Pressure Assist Toilet	219
Z5571 - 1.0 gpf HET, Elongated, Two-Piece Pressure Assist Toilet	219
Z5572 - Dual Flush 1.6/1.0 gpf HET, Elongated Pressure Assist Toilet	219
Z5575 - 1.6 gpf HET, Round Front Pressure Assist Toilet	220
Z5576 - 1.0 gpf HET, Round Front Pressure Assist Toilet	220
Z5577 - Dual Flush 1.6/1.0 gpf HET, Round Front Pressure Assist Toilet	220

Two-Piece Toilets – High Efficiency Series

Z5535 - Elongated, 1.28 gpf HET Siphon Jet High Efficiency Toilet	220
Z5545 - Round Front, 1.28 gpf HET Siphon Jet High Efficiency Toilet	220
Z5555 - Elongated, 1.28 gpf HET ADA, Siphon Jet High Efficiency Toilet	220

Two-Piece Toilets – HPT™ Series

Z5551 - High Performance, Siphon Jet, Two-Piece Toilet	221
Z5552 - High Performance, Siphon Jet, Two-Piece Toilet	221
Z5553 - High Performance, Siphon Jet, Two-Piece Toilet	221

Two-Piece Toilets

Z5530 Series - Elongated, 1.6 gpf Siphon Jet Two-Piece Toilet	222
Z5530	222
Z5530-10	222
Z5530-RH	222
Z5530-VL	222
Z5540 Series - Round, 1.6 gpf Siphon Jet Two-Piece Toilet	222
Z5540	222
Z5540-10	222
Z5540-RH	222
Z5540-VL	222
Z5550 Series - ADA, Elongated, 1.6 gpf Siphon Jet Two-Piece Toilet	222
Z5550	222
Z5550-10	222
Z5550-RH	222
Z5550-VL	222

Urinals

Z5708-U - "The Nano Pint" Ultra Low Consumption Urinal	223
Z5738-U - "The Small Pint" Ultra Low Consumption Urinal	223
Z5758-U - "The Retrofit Pint" Ultra Low Consumption Urinal	223
Z5759-U - "The Retrofit Pint" Concealed Ultra Low Consumption Urinal	223
Z5730 - Siphon Jet Urinal	224
Z5795 - Water free Urinal - 27" x 19"	224
Z5755-U - Omni-Flo Urinal with 3/4" Top Spud	224
Z5765-U - Omni-Flo Urinal – Back Spud	224

Wall Hung Lavatories

Z5310 Series - Wall Hung Lavatory	225
Z5311	225
Z5314	225
Z5318	225
Z5320 Series - Wheelchair Lavatory	225
Z5321	225
Z5324	225
Z5328	225
Z5329	225
Z5320-PED Series - Wheelchair Lavatory	225
Z5321-PED	225
Z5324-PED	225
Z5340 Series - Wall Hung Lavatory	226
Z5341	226
Z5344	226
Z5348	226

Commercial Fixtures Index

Wall Hung Lavatories, continued

Z5340-PED Series - Wheel Hung Lavatory	226
Z5341-PED	226
Z5344-PED	226
Z5350 Series - Wheel Hung Lavatory	226
Z5351	226
Z5354	226
Z5358	226
Z5360 Series - Wall Hung Lavatory	227
Z5361	227
Z5364	227
Z5368	227
Z5360-PED Series - Wall Hung Lavatory	227
Z5361-PED	227
Z5364-PED	227

Countertop and Undermount Lavatories

Z5110 Series - Countertop Lavatory	228
Z5111	228
Z5114	228
Z5118	228
Z5120 Series - Countertop Lavatory	228
Z5121	228
Z5124	228
Z5128	228
Z5329	228
Z5220 19" x 16" Undermount Lavatory	228

Cast Iron Lavatories

Z5810 Series - 20" x 17" Self-Rimming Lavatory	229
Z5811	229
Z5814	229
Z5818	229
Z5820 Series - 19" Round Self-Rimming Lavatory	229
Z5821	229
Z5824	229
Z5828	229
Z5830 Series - 19" x 17" Wall Hung Lavatory	229
Z5831	229
Z5834	229
Z5838	229
Z5840 Series - 20" x 18" Wall Hung Lavatory	229
Z5841	229
Z5844	229
Z5848	229

Hospital and Institutional Fixtures

Z5410 - Wall Mount, Blowout Service Sink	230
Z5420 - Floor Mounted, Siphon Jest Service Sink	230
Z5460 Series - 28" x 22" Surgeon Sink	230
Z5461-AM	230
Z5468-AM	230

Specialty Fixtures

Z5850 Series - Custodial Floor Sink	231
Z5850	231
Z5850-RG	231
Z5850-D2	231
Z5850-D3	231
Z5880 Series - 22" x 18" Service Sink	231
Z5880	231
Z5888	231
Z5890 Series - 24" x 20" Service Sink	231
Z5890	231
Z5868	231
Z5900 Series - Cast Iron Trap Standard for Service Sink	231
Z5900-IP2	231
Z5900-IP3	231

Toilet Seats

Commercial Toilet Seats	232
Z5955SS-EL	232
Z5955SS-AM-ST5	232
Z5956SS-E	232
Z5956SS-AM	232
Z5957SS-EL	232
Z5957SS-RD	232
Z5958SS-EL	232
Z5958SS-RD	232
Z5959SS-JUV	232

Miscellaneous Parts

Lavatories	233
Z5220-KIT	233
Z5340-BKT	233
Z5350-BKT	233
Z5410/20-FRG	233
Z5410-20-SRG	233
Z5410/20-FRG	233
Z5410/20-SRG	233
Z5460-BKT	233
Z5460-SB	233
Toilets	233
Z5530/40/50-TNK	233
Z5510/30-BWL	233
Z5530/40/50-TNK-LID	233
Z5550-HDL	233
Z5530/40/50-TNK	233
Z5520/40-BWL	233
Z5540-LID	233
Z5550-HDL	233
Z5530/40/50-TNK	233
Z5550-BWL	233
Z5530/40/50-TNK-LID	233
Z5530/40/50-FL	233
Z5530/40/50-FV	233
Z5550-HDL	233
Z5551-TNK	233
Z5551-BWL	233
Z5551-FL	233
Z5551-FV	233
Z5560-TNK-PA	233
Z5560-BWL	233
Z5560-TNK-PA-LID	233
S004	233
Z5560-TNK-PA	233
Z5570-BWL	233
Z5560-TNK-PA-LID	233
S004	233
Z8106	233

All information listed including pricing and dimensions are subject to change without notice.
Visit www.zurn.com for the most current information.

Commercial Fixtures Index

Miscellaneous Parts, continued

Urinals	233
P5795-1	233
P5795-2	233
P5795-3	233
P5795-4	233
P5795-5	233
P5795-6	233
P5795-7	233
P5795-8	233
P5795-9	233
P5795-10	233
Z5750-BKT	233
Other	233
Z5840-BKT	233
Z5850-RG	233
Z5850-D2	233
Z5850-D3	233
Z5850-L2	233
Z5850-BL2	233
Z5880-BKT	233
Z5890-BKT	233
Z5970-BOLT	233
Z5972-COMB	233
Z5972-HDW	233
Z5972-CAP	233
Z5973-CF-PVC	233
Z5973-CF-ABS	233
Z5973-CF-CI3	233
Z5973-CF-CI4	233
Z5974-FLO-PVC	233
Z5974-FLO-ABS	233
Z5975-FLO-JR	233
Z5976-URINAL	233
Z5977-NEO	233
Z5961-NUT-EXT-KIT	233
Z5798-STR	233
Z5980-SPUD-34	233
Z5980-SPUD-112	233

ZURN COMMERCIAL FIXTURES CARRIER SELECTION GUIDE

Carrier Selection Guide	234
--------------------------------	------------

ZURN COMMERCIAL FIXTURES CROSS REFERENCE GUIDE

Toilets	235
Flush Valve Toilets	235
Toilet Seats	235
Two-Piece Toilets	236
Urinals	236
Lavatories	237
Wall Hung Lavatories	237
Countertop Lavatories	239
Cast Iron Lavatories	239
Hospital/Institutional Fixtures	240
Specialty Fixtures	240

All information listed including pricing and dimensions are subject to change without notice. Visit www.zurn.com for the most current information.

Sensor Flush
Valves and Faucets

Manual Flush Valves

Aquaparts® Parts
and Assemblies

AquaSpec®
Commercial Faucets

Temp-Gard®
Products

Tubular Brass
Plumbing Products

Commercial Fixtures

**Flush Valve Toilets****Z5615 Series****Elongated, Wall Hung Flush Valve Toilet**

Z5615-BWL With Top Spud Vitreous china, 1.1 gpf [4.2 Lpf] or greater, high efficiency wall hung toilet with siphon jet flush action and elongated front rim with 1-1/2" top spud. Seat not included.

Z5615-BWL-AM With Top Spud 1.1 gpf [4.2 Lpf] or greater, high efficiency wall hung toilet with siphon jet flushing action and elongated front rim with 1-1/2" top spud and SilverShield antimicrobial glaze. Seat not included.

Z5616-BWL With Bedpan Lugs Vitreous china, 1.28 gpf [4.8 Lpf] or greater, high efficiency wall hung toilet with siphon jet flush action and elongated front rim with integral bedpan lugs. Provided with 1-1/2" top spud, and SilverShield antimicrobial glaze. Seat not included.

Weight (Lbs.)**List Price White**

40

\$248.00

40

274.00

40

300.00

**Z5617 Series****Concealed, Elongated, Wall Hung Flush Valve Toilet**

Z5617-BWL With Bedpan Lugs Vitreous china, 1.28 gpf [4.8 Lpf] or greater, high efficiency wall hung toilet with siphon jet flush action and elongated front rim. Provided with 1-1/2" back spud connection, and SilverShield antimicrobial glaze. Seat not included.

Weight (Lbs.)**List Price White**

50

\$248.00

**Z5630****1.6 gpf, Back Outlet, Floor Mounted Flush Valve Toilet**

Z5630 With Top Spud Vitreous china, elongated front rim, 1.6 gpf [6 Lpf] low consumption, floor mounted, back outlet flush valve toilet with 1-1/2" top spud.

Z5631 With Top Spud and Bedpan Lugs Vitreous china, 1.6 gpf [6 Lpf] low consumption, floor mounted, back outlet flush valve toilet with 1-1/2" top spud and elongated front rim with bedpan lugs to accommodate a bedpan.

Z5640

Z5640 With Top Spud Vitreous china, 1.6 gpf [6 Lpf] low consumption, elongated, siphon-action, floor mounted, flush valve toilet with 1-1/2" top spud.

Z5641 With Top Spud and Bedpan Lugs Vitreous china, 1.6 gpf [6 Lpf] low consumption, siphon jet action, ADA height floor mounted, back outlet flush valve toilet with 1-1/2" top spud and elongated front rim with bedpan lugs to accommodate a bedpan.

Weight (Lbs.)**List Price White**

55

\$716.00

55

716.00

57

\$761.00

57

785.00

**Z5635****1.28 gpf, Back Outlet, Floor Mounted Flush Valve Toilet**

Z5635-BWL with Top Spud Vitreous China, 1.28 gpf [4.8 Lpf] or greater, high efficiency floor mounted, back outlet toilet with siphon jet flushing action and elongated front rim with 1-1/2" top spud and SilverShield antimicrobial glaze. Seat not included.

Z5637-BWL with Back Spud Vitreous China, 1.28 gpf [4.8 Lpf] or greater, high efficiency floor mounted, back outlet toilet with siphon jet flushing action and elongated front rim with 1-1/2" top spud and SilverShield antimicrobial glaze. Seat not included.

Z5645

Z5645-BWL with Top Spud Vitreous China, 1.28 gpf [4.8 Lpf] or greater, high efficiency floor mounted, back outlet toilet with siphon jet flushing action and elongated front rim with 1-1/2" top spud and SilverShield antimicrobial glaze. Seat not included. ADA compliant

Z5646-BWL with Top Spud and Bedpan Lugs Vitreous China, 1.28 gpf [4.8 Lpf] or greater, high efficiency floor mounted, back outlet toilet with siphon jet flushing action and elongated front rim with bedpan lugs to accommodate a bedpan with 1-1/2" top spud and SilverShield antimicrobial glaze. Seat not included. ADA compliant

Z5647-BWL with Back Spud Vitreous China, 1.28 gpf [4.8 Lpf] or greater, high efficiency floor mounted, back outlet toilet with siphon jet flushing action and elongated front rim with 1-1/2" back spud and SilverShield antimicrobial glaze. Seat not included. ADA compliant

Weight (Lbs.)**List Price White**

55

716.00

55

716.00

57

761.00

57

812.00

57

823.00

All information listed including pricing and dimensions are subject to change without notice.
Visit www.zum.com for the most current information.

Flush Valve Toilets



Z5655 Series

Elongated, Floor Mounted Flush Valve Toilet

Z5655-BWL With Top Spud Vitreous china, 1.28 gpf [4.8 Lpf] low consumption, floor mounted toilet with siphon jet flush action and elongated front rim. Provided with 1-1/2" top spud and two bolt caps. Seat not included.

Z5655-BWL-BA-AM with Top Spud Vitreous China, 1.28 gpf [4.8 Lpf] or greater, high efficiency floor mounted toilet with siphon jet flushing action and elongated front rim with 1-1/2" top spud and SilverShield antimicrobial glaze. Seat not included.

Z5656-BWL-AM With Top Spud and Bedpan Lugs Vitreous china, 1.28 gpf [4.8 Lpf] or greater, high efficiency floor mounted toilet with siphon jet flush action and elongated front rim designed to accommodate a bedpan. Provided with 1-1/2" top spud and two bolt caps, and SilverShield antimicrobial glaze. Seat not included.

Z5657-BWL-AM With Back Spud Vitreous china, 1.28 gpf [4.8 Lpf] low consumption, floor mounted toilet with siphon jet flush action and elongated front rim. Provided with 1-1/2" back spud and two bolt caps, and SilverShield antimicrobial glaze. Seat not included.

Weight (Lbs.) **List Price White**

51 \$236.00

51 262.50

51 424.00

51 314.00

Z5654

ADA Height, Floor Mounted Flush Valve Toilet

Z5654-BWL-AM with Top Spud Vitreous China, 1.28 gpf [4.8 Lpf] or greater, high efficiency floor mounted, youth height toilet with siphon jet flushing action and elongated front rim with 1-1/2" top spud and SilverShield antimicrobial glaze. Seat not included.

Weight (Lbs.) **List Price White**

51 300.00



Z5665 Series

ADA Height, Floor Mounted Flush Valve Toilet

Z5665-BWL With Top Spud Vitreous china, 1.28 gpf [4.8 Lpf] or greater high efficiency floor mounted bottom outlet toilet with siphon jet flushing action and elongated front rim with 1-1/2" top spud. Seat not included. ADA compliant.

Z5665-BWL-BA-AM with Top Spud Vitreous China, 1.28 gpf [4.8 Lpf] or, greater high efficiency floor mounted toilet with siphon jet flushing action and elongated front rim with 1-1/2" top spud and SilverShield antimicrobial glaze. Seat not included.

Z5666-BWL-AM With Top Spud and Bedpan Lugs Vitreous china, 1.28 gpf [4.8 Lpf] or greater high efficiency floor mounted bottom outlet toilet with siphon jet flushing action and elongated front rim with integral bedpan lugs, and 1-1/2" top spud, and SilverShield antimicrobial glaze. Seat not included. ADA compliant.

Z5667-BWL-AM With Back Spud Vitreous china, 1.28 gpf [4.8 Lpf] low consumption, floor mounted toilet with siphon jet flush action and elongated front rim. Provided with 1-1/2" back spud, and SilverShield antimicrobial glaze. Seat not included. ADA compliant.

Weight (Lbs.) **List Price White**

57 \$288.00

57 288.00

57 352.00

57 290.00



Z5675-BWL

Children's Round Floor Mounted Flush Valve Toilet

Z5675-BWL With Top Spud Vitreous china, low consumption, round front rim, floor mounted toilet. Provided with 1-1/2" top spud and two bolt caps. Seat not included. ADA compliant.

Weight (Lbs.) **List Price White**

32 \$302.00

Flush Valve Toilets**Z5681****Heavy-Duty Bariatric Top Spud, Antimicrobial Powder Coated**

Z5681 Heavy-duty, stainless steel, antimicrobial powder-coated wall mounted 1.6 gpf [6 Lpf] low consumption siphon jet toilet with custom elongated seat and 1-1/2" top spud.

Weight (Lbs.)

50

List Price White

\$4,823.00

**Z5683****Heavy-Duty Bariatric Back Spud, Antimicrobial Powder Coated**

Z5683 Heavy-duty, stainless steel, antimicrobial powder-coated wall mounted 1.6 gpf [6 Lpf] low consumption siphon jet toilet with custom elongated seat and 1-1/2" back spud.

Weight (Lbs.)

65

List Price White

\$5,392.00

**Z5691****Extra-Heavy-Duty Bariatric, Antimicrobial Powder Coated**

Z5691 Antimicrobial powder-coated stainless steel, bariatric extra-heavy-duty wall mounted 1.6 gpf [6 Lpf] low consumption siphon jet toilet with comfort-sized seat and 1-1/2" top spud.

Weight (Lbs.)

65

List Price White

\$5,548.00

**Z5693****Extra-Heavy-Duty Bariatric, Antimicrobial Powder Coated**

Z5693 Antimicrobial powder-coated stainless steel, bariatric extra-heavy-duty wall mounted 1.6 gpf [6 Lpf] low consumption siphon jet toilet with comfort-sized seat and 1-1/2" back spud.

Weight (Lbs.)

65

List Price White

\$6,117.00



Toilets – EcoVantage™ Series



Z5560
1.6 gpf, Elongated, ADA Height, Two-Piece Pressure Assist Toilet

Z5560 Vitreous china, two-piece toilet with 1.6 gpf [6 Lpf] pressure assisted tank, siphon jet bowl, elongated ADA height rim, and 12" rough-in.

Weight (Lbs.)	List Price White
98	\$776.00



Z5561
1.0 gpf HET†, Elongated, ADA Height, Two-Piece Pressure Assist Toilet

Z5561 Vitreous china, high efficiency 1.0 gpf [4 Lpf], pressure assisted two-piece toilet, siphon jet bowl, elongated ADA height rim, and 12" rough-in.

Weight (Lbs.)	List Price White
98	\$776.00



Z5562
Dual Flush 1.6/1.0 gpf HET†, Elongated, ADA Height, Two-Piece Pressure Assist Toilet

Z5562 Vitreous china, high efficiency dual flush 1.6 [6 Lpf]/1.0 gpf [4 Lpf], pressure assisted two-piece toilet, siphon jet bowl, elongated ADA height rim, and 12" rough-in.

Weight (Lbs.)	List Price White
98	\$797.00



Z5570
1.6 gpf, Elongated, Two-Piece Pressure Assist Toilet

Z5570 Vitreous china, two-piece toilet with 1.6 gpf [6 Lpf] pressure assisted tank, siphon jet bowl, elongated rim, and 12" rough-in.

Weight (Lbs.)	List Price White
92	\$766.00



Z5571
1.0 gpf HET†, Elongated, Two-Piece Pressure Assist Toilet

Z5571 Vitreous china, high efficiency 1.0 gpf [4 Lpf] pressure assisted two-piece toilet, siphon jet bowl, elongated rim, and 12" rough-in.

Weight (Lbs.)	List Price White
92	\$766.00



Z5572
Dual Flush 1.6/1.0 gpf HET†, Elongated Pressure Assist Toilet

Z5572 Vitreous china, high efficiency dual flush 1.6 gpf [6 Lpf]/1.0 gpf [4 Lpf] pressure assisted two-piece toilet with siphon jet bowl, elongated rim, and 12" rough-in.

Weight (Lbs.)	List Price White
92	\$787.00

†HET - High Efficiency Toilet

All information listed including pricing and dimensions are subject to change without notice. Visit www.zurn.com for the most current information.

**Toilets – EcoVantage™ Series, continued****Z5575****1.6 gpf HET[†], Round Front Pressure Assist Toilet**

Z5575 Vitreous china, high performance 1.6 gpf [6 Lpf] pressure assisted, round front, two-piece toilet with 12" rough-in.

Weight (Lbs.)

95

List Price White

\$761.00

**Z5576****1.0 gpf HET[†], Round Front Pressure Assist Toilet**

Z5576 Vitreous china, high performance 1.0 gpf [4 Lpf] pressure assisted, round front, two-piece toilet with 12" rough-in.

Weight (Lbs.)

95

List Price White

\$766.00

**Z5577****Dual Flush 1.6/1.0 gpf HET[†], Round Front Pressure Assist Toilet**

Z5577 Vitreous china, high efficiency dual flush 1.6 gpf [6 Lpf]/1.0 gpf [4 Lpf] pressure assisted, round front, two-piece toilet with 12" rough-in.

Weight (Lbs.)

95

List Price White

\$761.00

Two-Piece Toilets – High Efficiency Series**Z5535****Elongated, 1.28 gpf HET[†] Siphon Jet High Efficiency Toilet**

Z5535 Vitreous china, high efficiency, low consumption, high performance siphon-jet toilet with 3" flush valve, elongated front rim, and 12" standard rough-in.

Weight (Lbs.)

89

List Price White

\$678.00

**Z5545****Round Front, 1.28 gpf HET[†] Siphon Jet High Efficiency Toilet**

Z5545 Vitreous china, high efficiency, low consumption, high performance siphon-jet toilet with 3" flush valve, round front rim, and 12" standard rough-in.

Weight (Lbs.)

88

List Price White

\$550.00

**Z5555****Elongated, 1.28 gpf HET[†] ADA, Siphon Jet High Efficiency Toilet**

Z5555 Vitreous china, high efficiency, low consumption, high performance siphon-jet toilet with 3" flush valve, ADA/comfort height, elongated front rim, and 12" standard rough-in.

Weight (Lbs.)

92

List Price White

\$719.00

†HET - High Efficiency Toilet

All information listed including pricing and dimensions are subject to change without notice.
Visit www.zum.com for the most current information.

Two-Piece Toilets – HPT™ Series



Z5551 Zurn-HPT™
High Performance, Siphon Jet, Two-Piece Toilet

Z5551 Vitreous china, two-piece, 1.6 gpf [6 Lpf] low consumption, high performance siphon jet toilet with 3" flush valve, elongated 16-1/8" height rim, and 12" standard rough-in.

Weight (Lbs.)	List Price White
92	\$693.00



Z5552 Zurn-HPT™
High Performance, Siphon Jet, Two-Piece Toilet

Z5552 Vitreous china, two-piece, 1.6 gpf [6 Lpf] low consumption, high performance siphon jet toilet with 3" flush valve, elongated front rim, and 12" standard rough-in.

Weight (Lbs.)	List Price White
89	\$652.00



Z5553 Zurn-HPT™
High Performance, Siphon Jet, Two-Piece Toilet

Z5553 Vitreous china, two-piece, 1.6 gpf [6 Lpf] low consumption, high performance siphon jet toilet with 3" flush valve, round front rim, and 12" standard rough-in.

Weight (Lbs.)	List Price White
88	\$524.00

Sensor Flush
Valves and Faucets

Manual Flush Valves

Aquaparts® Parts
and Assemblies

AquaSpec®
Commercial Faucets

Temp-Gard®
Products

Tubular Brass
Plumbing Products

Commercial Fixtures

**Two-Piece Toilets****Z5530 Series****Elongated, 1.6 gpf Siphon Jet Two-Piece Toilet**

Z5530 Vitreous china, low consumption, elongated, siphon-action, floor mounted toilet with 12" rough-in.

Z5530-10 Vitreous china, low consumption, elongated, siphon-action, floor mounted toilet with 10" rough-in.

Z5530-RH Vitreous china, low consumption, elongated, siphon-action, floor mounted toilet with right-hand lever and 12" rough-in.

Z5530-VL Vitreous china, low consumption, elongated, siphon-action, floor mounted toilet with vandal-proof lid.

Weight (Lbs.)	List Price White
83	\$285.00
83	285.00
83	285.00
83	336.00

**Z5540 Series****Round, 1.6 gpf Siphon Jet Two-Piece Toilet**

Z5540 Vitreous china, low consumption, round, siphon-action, floor mounted toilet with 12" rough-in.

Z5540-10 Vitreous china, low consumption, round, siphon-action, floor mounted toilet with 10" rough-in.

Z5540-RH Vitreous china, low consumption, round, siphon-action, floor mounted toilet with right-hand lever and 12" rough-in.

Z5540-VL Vitreous china, low consumption, round, siphon-action, floor mounted toilet with vandal-proof lid.

Weight (Lbs.)	List Price White
78	\$254.00
78	254.00
78	254.00
78	305.00

**Z5550 Series****ADA, Elongated, 1.6 gpf Siphon Jet Two-Piece Toilet**

Z5550 Vitreous china, low consumption, elongated, siphon-action, floor mounted toilet with 12" rough-in.

Z5550-10 Vitreous china, low consumption, elongated, siphon-action, floor mounted toilet with 10" rough-in.

Z5550-RH Vitreous china, low consumption, elongated, siphon-action, floor mounted toilet with right-hand lever and 12" rough-in.

Z5550-VL Vitreous china, low consumption, elongated, siphon-action, floor mounted toilet with vandal-proof lid.

Weight (Lbs.)	List Price White
87	\$326.00
87	326.00
87	326.00
87	377.00

Urinals



Z5708-U

"The Nano Pint" Ultra Low Consumption Urinal

Z5708-U Washout 1/8 gallon urinal fixture designed to retrofit 4 bolt pattern urinals with 3/4" top spud.

Weight (Lbs.)

28

List Price White

\$269.00



Z5738-U

"The Small Pint" Ultra Low Consumption Urinal

Z5738-U 22-1/4" x 14-1/2" washout 1/8 gallon urinal fixture with 3/4" top spud.

Weight (Lbs.)

39

List Price White

\$269.00



Z5758-U

"The Retrofit Pint" Ultra Low Consumption Urinal

Z5758-U 29" x 18-1/2" washout 1/8 gallon urinal fixture with 3/4" top spud.

Weight (Lbs.)

72

List Price White

\$413.00



Z5759-U

"The Retrofit Pint" Concealed Ultra Low Consumption Urinal

Z5759-U 29" x 18-1/2" washout 1/8 gallon urinal fixture with 3/4" back spud.

Weight (Lbs.)

72

List Price White

\$413.00



Z5798-U

The Pint® Top Spud Ultra Low Consumption Urinal

Z5798-U Washout 1/8 gallon urinal fixture with 3/4" top spud.

RETIRED

USE Z5755-U

(See Page 224)



Z5799-U

The Pint® Concealed Ultra Low Consumption Urinal

Z5799-U Washout 1/8 gallon urinal fixture with 3/4" back spud.

RETIRED

USE Z5765-U

(See Page 224)

**Urinals****Z5730**
Siphon Jet Urinal

Z5730 With Top Spud Vitreous china, wall hung siphon jet urinal provided with 3/4" top spud and wall hanger.

Weight (Lbs.)

34

List Price White

\$352.00

**Z5750**
Washout Urinal

Z5750 With Top Spud Vitreous china, low consumption, wall hung urinal with universal mounting bracket.

RETIRED**USE Z5755-U**

(See Below)

**Z5760**
Washout Urinal - Back Spud

Z5760 With Top Spud Vitreous china, low consumption, wall hung urinal with universal mounting bracket and concealed wall hanger brackets.

RETIRED**USE Z5765-U**

(See Below)

**Z5795**
Water free Urinal - 27" x 19"

Z5795 27" x 19" Waterless Urinal Vitreous china, wall hung waterless urinal with integral trap and drain line connection. Urinal is furnished with concealed wall hanger brackets, telescoping flanged PVC drain line connection, premeasured green sealant bottles, and drain line gasket. Zurn green sealant maintains a sanitary, environmentally friendly, and odor-free installation. No special tools are required to maintain the trap seal.

Weight (Lbs.)

66

List Price White

\$1,240.00

**Z5755-U**
Omni-Flo Urinal with 3/4" Top Spud

Vitreous china, low consumption, wall hung urinal with universal mounting bracket.

Weight (Lbs.)

65

List Price White

\$413.00

Z5765-U
Omni-Flo Urinal - Back Spud

Vitreous china, low consumption, wall hung urinal with universal mounting bracket.

Weight (Lbs.)

65

List Price White

\$413.00

All information listed including pricing and dimensions are subject to change without notice.
Visit www.zurn.com for the most current information.

Wall Hung Lavatories



Z5310 Series Wall Hung Lavatory

Z5311 20" x 18" vitreous china wall hung lavatory with back overflow and single faucet hole. For exposed or concealed arm carrier systems.

Z5314 20" x 18" vitreous china wall hung lavatory with back overflow and 4" center faucet holes. For exposed or concealed arm carrier systems.

Z5318 20" x 18" vitreous china wall hung lavatory with back overflow and 8" center faucet holes. For exposed or concealed arm carrier systems.

Weight (Lbs.)	List Price White
35	\$282.00
35	282.00
35	282.00



Z5320 Series Wheelchair Lavatory

Z5321 23" x 20-1/4" with single faucet hole. Vitreous china, wall hung lavatory provided with holes for concealed arm carrier systems.

Z5324 23" x 20-1/4" with 4" center faucet holes. Vitreous china, wall hung lavatory provided with holes for concealed arm carrier systems.

Z5328 23" x 20-1/4" with 8" center faucet holes. Vitreous china, wall hung lavatory provided with holes for concealed arm carrier systems.

Z5329 23" x 20-1/4" with 12" center faucet holes. Vitreous china, wall hung lavatory provided with holes for concealed arm carrier systems.

Weight (Lbs.)	List Price White
34	\$264.00
34	264.00
34	264.00
34	264.00



Z5320-PED Series Wheelchair Lavatory

Z5321-PED 23" x 20-1/4" with single faucet hole. Vitreous china, wall hung lavatory provided with holes for concealed arm carrier systems with vitreous china half pedestal shroud to conceal trap and supply connections.

Z5324-PED 23" x 20-1/4" with 4" center faucet holes. Vitreous china, wall hung lavatory provided holes for concealed arm carrier systems with vitreous china half pedestal shroud to conceal trap and supply connections.

Weight (Lbs.)	List Price White
41	\$466.00
41	466.00

**Wall Hung Lavatories****Z5340 Series****Wall Hung Lavatory**

Z5341 20" x 18" vitreous china wall hung lavatory with single faucet hole. Provided with hanger plate and holes for concealed arms.

Z5344 20" x 18" vitreous china wall hung lavatory with 4" center faucet holes. Provided with hanger plate and holes for concealed arms.

Z5348 20" x 18" vitreous china wall hung lavatory with 8" center faucet holes. Provided with hanger plate and holes for concealed arms.

Weight (Lbs.)**List Price White**

42

\$166.00

42

166.00

42

166.00

**Z5340-PED Series****Wall Hung Lavatory**

Z5341-PED 20" x 18" vitreous china wall hung lavatory with single faucet hole. Provided with hanger plate and holes for concealed arms with vitreous china half pedestal shroud to conceal trap and supply connections.

Z5344-PED 20" x 18" vitreous china wall hung lavatory with 4" center faucet holes. Provided with hanger plate and holes for concealed arms with vitreous china half pedestal shroud to conceal trap and supply connections.

Weight (Lbs.)**List Price White**

49

\$367.00

49

367.00

**Z5350 Series****Wall Hung Lavatory**

Z5351 19" x 17" vitreous china wall hung lavatory with single faucet hole. Provided with hanger plate.

Z5354 19" x 17" vitreous china wall hung lavatory with 4" center faucet holes. Provided with hanger plate.

Z5358 19" x 17" vitreous china wall hung lavatory with 8" center faucet holes. Provided with hanger plate.

Weight (Lbs.)**List Price White**

28

\$117.00

28

117.00

28

117.00

Wall Hung Lavatories



Z5360 Series Wall Hung Lavatory

Z5361 20" x 18" vitreous china wall hung lavatory with single faucet hole. Provided with hanger plate and holes for concealed arm carrier systems.

Z5364 20" x 18" vitreous china wall hung lavatory with 4" center faucet holes. Provided with hanger plate and holes for concealed arm carrier systems.

Z5368 20" x 18" vitreous china wall hung lavatory with 8" center faucet holes. Provided with hanger plate and holes for concealed arm carrier systems.

Weight (Lbs.)	List Price White
42	\$160.00
42	160.00
42	160.00



Z5360-PED Series Wall Hung Lavatory

Z5361-PED 20" x 18" vitreous china wall hung lavatory with single faucet hole. Provided with hanger plate and holes for concealed arm carrier systems with vitreous china half pedestal shroud to conceal trap and supply connections.

Z5364-PED 20" x 18" vitreous china wall hung lavatory with 4" center faucet holes. Provided with hanger plate and holes for concealed arm carrier systems with vitreous china half pedestal shroud to conceal trap and supply connections.

Weight (Lbs.)	List Price White
49	\$362.00
49	362.00

**Z5110 Series
Countertop Lavatory****Z5111** 20" x 17" vitreous china, self-rimming, countertop lavatory with single faucet hole.**Z5114** 20" x 17" vitreous china, self-rimming, countertop lavatory with 4" center faucet holes.**Z5118** 20" x 17" vitreous china, self-rimming, countertop lavatory with 8" center faucet holes.

Weight (Lbs.)	List Price White
22	\$109.00
22	109.00
22	109.00

**Z5120 Series
Countertop Lavatory****Z5121** 19" round vitreous china, self-rimming countertop lavatory with single faucet hole.**Z5124** 19" round vitreous china, self-rimming countertop lavatory with 4" center faucet holes.**Z5128** 19" round vitreous china, self-rimming countertop lavatory with 8" center faucet holes.

Weight (Lbs.)	List Price White
22	\$119.00
22	119.00
22	119.00

**Z5220
19" x 16" Undermount Lavatory****Z5220** 19" x 16" vitreous china undermount lavatory with front overflow.

Weight (Lbs.)	List Price White
22	\$145.00

All information listed including pricing and dimensions are subject to change without notice.
Visit www.zurn.com for the most current information.

Cast Iron Lavatories



Z5810 Series 20" x 17" Self-Rimming Lavatory

Z5811 20" x 17" enameled cast iron self-rimming lavatory with single faucet hole.

Z5814 20" x 17" enameled cast iron self-rimming lavatory with 4" center faucet holes.

Z5818 20" x 17" enameled cast iron self-rimming lavatory with 8" center faucet holes.

Weight (Lbs.)	List Price White
38	\$305.00
38	305.00
38	305.00



Z5820 Series 19" Round Self-Rimming Lavatory

Z5821 19" round enameled cast iron self-rimming lavatory with single faucet hole.

Z5824 19" round enameled cast iron self-rimming lavatory with 4" center faucet holes.

Z5828 19" round enameled cast iron self-rimming lavatory with 8" center faucet holes.

Weight (Lbs.)	List Price White
38	\$279.00
38	279.00
38	279.00



Z5830 Series 19" x 17" Wall Hung Lavatory

Z5831 19" x 17" enameled cast iron wall hung lavatory. Provided with single faucet hole and hanger plate.

Z5834 19" x 17" enameled cast iron wall hung lavatory. Provided with 4" center faucet holes and hanger plate.

Z5838 19" x 17" enameled cast iron wall hung lavatory. Provided with 8" center faucet holes and hanger plate.

Weight (Lbs.)	List Price White
61	\$461.00
61	461.00
61	461.00



Z5840 Series 20" x 18" Wall Hung Lavatory

Z5841 20" x 18" enameled cast iron wall hung lavatory. Provided with single hole center faucet.

Z5844 20" x 18" enameled cast iron wall hung lavatory. Provided with 4" center faucet holes.

Z5848 20" x 18" enameled cast iron wall hung lavatory. Provided with 8" center faucet holes.

Weight (Lbs.)	List Price White
60	\$497.00
60	497.00
60	497.00

**Hospital and Institutional Fixtures****Z5410****Wall Mount, Blowout Service Sink**

Z5410 Vitreous china, wall mounted blowout service sink with integral flushing rim and 1-1/2" top spud, with SilverShield antimicrobial glaze.

Weight (Lbs.)

60

List Price White

\$1,760.00

**Z5420 Series****Floor Mounted, Siphon Jet Service Sink**

Z5420 Vitreous china, floor mounted siphon jet service sink with integral flushing rim and 1-1/2" top spud, with SilverShield antimicrobial glaze.

Weight (Lbs.)

60

List Price White

\$1,760.00

**Z5460 Series****28" x 22" Surgeon Sink**

Z5461-AM 28" x 22" vitreous china surgeon sink. Provided with wall hangers, support brackets, and single faucet hole, with SilverShield antimicrobial glaze.

Weight (Lbs.)

83

List Price White

\$1,630.00

Z5468-AM 28" x 22" vitreous china surgeon sink. Provided with wall hangers, support brackets, and 8" center faucet holes, with SilverShield antimicrobial glaze.

83

1,630.00

All information listed including pricing and dimensions are subject to change without notice.
Visit www.zurn.com for the most current information.

Specialty Fixtures



Z5850 Series Custodial Floor Sink

Z5850 28" x 28" enameled cast iron corner floor sink. Outlet not included.

Z5850-RG With rim guard.

Z5850-D2 2" IPS outlet connection.

Z5850-D3 3" IPS outlet connection.

Weight (Lbs.)	List Price White
210	\$1,139.00
N/A	155.00
N/A	169.00
N/A	183.00



Z5880 Series 22" x 18" Service Sink

Z5880 22" x 18" enameled cast iron service sink with no faucet holes. Provided with hanger plate, U-type rim guard, and 12" backsplash.

Z5888 22" x 18" enameled cast iron service sink with 8" center faucet holes. Provided with hanger plate, U-type rim guard, and 12" backsplash.

Weight (Lbs.)	List Price White
115	\$714.00
115	714.00



Z5890 Series 24" x 20" Service Sink

Z5890 24" x 20" enameled cast iron service sink with no faucet holes. Provided with hanger plate, U-type rim guard, and 12" backsplash.

Z5898 24" x 20" enameled cast iron service sink with 8" center faucet holes. Provided with hanger plate, U-type rim guard, and 12" backsplash.

Weight (Lbs.)	List Price White
125	\$776.00
125	776.00



Z5900 Series Cast Iron Trap Standard for Service Sinks

Z5900-IP2 2" IPS outlet.

Z5900-IP3 3" IPS outlet.

Weight (Lbs.)	List Price White
38	\$169.00
38	183.00

Toilet Seats**Commercial Toilet Seats****Z5950 Series Toilet Seat****List Price White**

Z5955SS-EL Elongated, heavy-duty, white, open front toilet seat, less cover, with stainless steel check hinge.

\$34.00

Z5955SS-AM-STS Elongated, heavy-duty, white, open front toilet seat, less cover, with stainless steel check hinge and anti-microbial protection.

69.00



Z5956SS-EL Elongated, extra-heavy-duty, white, open front toilet seat, less cover, with stainless steel check hinge.

56.00

Z5956SS-AM Elongated, extra-heavy-duty, white, open front toilet seat, less cover, with stainless steel check hinge and anti-microbial protection.

91.00



Z5957SS-EL Elongated, white, open front toilet seat, with cover and stainless steel check hinge.

77.00

Z5957SS-RD Round, white, open front toilet seat, with cover and stainless steel check hinge.

62.00



Z5958SS-EL Elongated, white, closed front toilet seat, with cover and stainless steel check hinge.

77.00

Z5958SS-RD Round, white, closed front toilet seat, with cover and stainless steel check hinge.

65.00



Z5959SS-JUV White open front juvenile toilet seat, less cover, with stainless steel check hinge.

63.00

Miscellaneous Parts

Part Number	Description	List Price	Part Number	Description	List Price
Lavatories			Other		
Z5220-KIT	Z5220 Mounting Hardware Kit	\$ 6.00	Z5840-BKT	Z5840 Wall Hanger Bracket	\$ 20.70
Z5340-BKT	Z5340 Wall Hanger Bracket	10.40	Z5850-RG	Z5850 Coated Rim Guard	155.00
Z5350-BKT	Z5350 Wall Hanger Bracket	10.40	Z5850-D2	Z5850 2" IPS Outlet with Strainer	169.00
Z5410/20-FRG	Z5410 Stainless Steel Front Rim Guard	72.00	Z5850-D3	Z5850 3" IPS Outlet with Strainer	183.00
Z5410-20-SRG	Z5410 Stainless Steel Side Rim Guard	72.00	Z5850-L2	Z5850 2" Iron Pipe/Solder Outlet with Strainer	114.00
Z5410/20-FRG	Z5420 Stainless Steel Front Rim Guard	72.00	Z5850-BL2	Z5850 2" Iron Pipe/Solder Outlet with Beehive Strainer	114.00
Z5410/20-SRG	Z5420 Stainless Steel Side Rim Guard	72.00	Z5880-BKT	Z5880 Wall Hanger Bracket	26.00
Z5460-BKT	Z5460 Wall Hanger Bracket	20.70	Z5890-BKT	Z5890 Wall Hanger Bracket	26.00
Z5460-SB	Z5460 Support Bracket	20.70	Z5970-BOLT	Z5970 Closet Flange Brass Bolt Kit	5.35
Toilets			Z5972-COMB	Z5972 Closet Bolt/Wax Ring Kit	23.80
Z5530/40/50-TNK	Z5530 TNK Only - With Lid	\$128.00	Z5972-HDW	Z5972 Tank-to-Bowl Mounting Hardware	10.40
Z5510/30-BWL	Z5530 BWL Only	156.00	Z5972-CAP	Z5972 Toilet Plastic Bolt Cap Kit	5.20
Z5530/40/50-TNK-LID	Z5530 Lid Only	52.00	Z5973-CF-PVC	Z5973 3" x 4" PVC Closet Flange with Test Cap	20.70
Z5550-HDL	Z5530 Handle Assembly	15.50	Z5973-CF-ABS	Z5973 3" x 4" ABS Closet Flange with Test Cap	20.70
Z5530/40/50-TNK	Z5540 TNK Only - With Lid	128.00	Z5973-CF-CI3	Z5973 3" Cast Iron Torque Set Closet Flange	41.00
Z5520/40-BWL	Z5540 BWL Only	125.00	Z5973-CF-CI4	Z5973 4" Cast Iron Torque Set Closet Flange	41.00
Z5540-LID	Z5540 Lid Only	52.00	Z5974-FLO-PVC	Z5974 Flo-Bowl Closet Flange Kit - PVC	41.00
Z5550-HDL	Z5540 Handle Assembly	15.50	Z5974-FLO-ABS	Z5974 Flo-Bowl Closet Flange Kit - ABS	41.00
Z5530/40/50-TNK	Z5550 TNK Only - With Lid	128.00	Z5975-FLO-JR	Z5975 Flo-Bowl Jr. - PVC	32.00
Z5550-BWL	Z5550 BWL Only	198.00	Z5976-URINAL	Z5976 Urinal Flange Kit - PVC	20.70
Z5530/40/50-TNK-LID	Z5550 Lid Only	52.00	Z5977-NEO	Z5977 Neo-Seal Gasket Kit for Wall Mounted Bowls	20.70
Z5530/40/50-FL	Z5530/Z5540/Z5550 Flush Valve	26.00	Z5961-NUT-EXT-KIT	Extended Acorn Nut Kit with Washers	45.00
Z5530/40/50-FV	Z5530/Z5540/Z5550 Fill Valve	15.50	Z5798-STR	Z5978 Urinal Strainer	47.00
Z5550-HDL	Z5550 Handle Assembly	15.50	Z5980-SPUD-34	Z5980 3/4" Brass Top Spud Assembly	12.40
Z5551-TNK	Z5551 TNK Only - With Lid	254.00	Z5980-SPUD-112	Z5980 1-1/2" Brass Top Spud Assembly	12.40
Z5551-BWL	Z5551 BWL Only	441.00			
Z5551-FL	Z5551 Flush Valve	26.00			
Z5551-FV	Z5551 Fill Valve	15.50			
Z5560-TNK-PA	Z5560 TNK Only - With Lid	451.00			
Z5560-BWL	Z5560 BWL Only	325.00			
Z5560-TNK-PA-LID	Z5560 Lid Only	52.00			
S004	Z5560 Handle Assembly	20.00			
Z5560-TNK-PA	Z5570 TNK Only - With Lid	451.00			
Z5570-BWL	Z5570 BWL Only	325.00			
Z5560-TNK-PA-LID	Z5570 Lid Only	52.00			
S004	Z5570 Handle Assembly	20.00			
Z8106	Pressure Assist replacement tank kit 1.6 gpf	259.00			
Urinals					
P5795-1	Strainer for Waterless Urinal	\$ 36.00			
P5795-2	Bell Trap for Waterless Urinal	9.60			
P5795-3	Bell Trap O-Ring for Waterless Urinal	6.50			
P5795-4	Ferrule for Waterless Urinal	6.50			
P5795-5	Ferrule Nut for Waterless Urinal	6.50			
P5795-6	Ferrule Nut and Ferrule for Waterless Urinal	6.50			
P5795-7	Flange Gasket for Waterless Urinal	12.90			
P5795-8	Flange for Waterless Urinal	35.00			
P5795-9	Flange and Gasket for Waterless Urinal	45.00			
P5795-10	Strainer Removal Tool for Waterless Urinal	62.00			
Z5750-BKT	Z5750 Wall Hanger Bracket	15.50			

All information listed including pricing and dimensions are subject to change without notice.
Visit www.zurn.com for the most current information.

ZURN COMMERCIAL FIXTURES CARRIER SELECTION GUIDE

Fixture	Name	Size	Zurn Recommended System
Z5311 Z5314 Z5318	Lavatory	20 x 18	Z1224, Z1231, Z1251, Z1253, Z1254, Z1259
Z5321 Z5324 Z5328	ADA Lavatory	23 x 20-1/4	Z1231-79, Z1251-79, Z1253-79, Z1254-79
Z5331 Z5334 Z5338	ADA Lavatory	27 x 20-1/4	Z1231-79, Z1251-79, Z1253-79, Z1254-79
Z5341 Z5344 Z5348	Lavatory	20 x 18	Z1224, Z1231, Z1251, Z1253, Z1254, Z1259
Z5351 Z5354 Z5358	Lavatory	19 x 17	Z1224, Z1259
Z5360	High Back Lavatory	20 x 18	Z1224, Z1231, Z1251, Z1253, Z1254, Z1259
Z5361 Z5364 Z5368	High Back Lavatory	20 x 18	Z1224, Z1231, Z1251, Z1253, Z1254, Z1259
Z5410	Service Sink	19 x 21-1/2	Z1217-B, Z1218-B
Z5461 Z5468	Surgeon Sink	28 x 22	Z1224-2, Z1259-BP
Z5615	Wall Hung Toilet	25 x 14	Z1201, Z1202, Z1203, Z1204, Z1207, Z1208, Z1209, Z1212, Z1280, Z1282, Z1283, Z1284, Z1285
Z5630	Back Outlet Toilet	15 x 30-1/2	Z1212-F
Z5640	Back Outlet Toilet	14-5/8 x 32	Z1212-F
Z5730	Urinal	13 x 14-1/2	Z1221, Z1222, Z1259
Z5750 Z5760	Urinal	18-1/2 x 14-1/4	Z1221, Z1222, Z1259
Z5795	Waterless Urinal	27 x 19	Z1221, Z1222, Z1259
Z5834 Z5838	Lavatory	19 x 17	Z1224, Z1231-AL, Z1236-AL, Z1251-AL, Z1253-AL, Z1254-AL, Z1255-AL, Z1256-AL, Z1257-AL, Z1258-AL, Z1259
Z5844 Z5848	Lavatory	20 x 18	Z1224, Z1231-AL, Z1236-AL, Z1251-AL, Z1253-AL, Z1254-AL, Z1255-AL, Z1256-AL, Z1257-AL, Z1258-AL, Z1259
Z5880 Z5888	Service Sink	22 x 18	Z1229
Z5890 Z5898	Service Sink	24 x 20	Z1229

All information listed including pricing and dimensions are subject to change without notice.
Visit www.zurn.com for the most current information.

TOILETS

Flush Valve Toilets

Model	Description	American Standard		Kohler		Crane		Eljer		Toto	
		No.	Name	No.	Name	No.	Name	No.	Name	No.	Name
Z5615-BWL	Wall Mounted Elongated, Wall Hung Flush Valve Toilet	2257.103	Afwall	K-4330	Kingston	3446	Placidus	111-2105	Signature		CT708
Z5616-BWL	Elongated, Wall Hung Flush Valve Toilet, Bedpan Lugs	2256.194	Afwall	K-4330-L	Kingston	3H722	Placidus	111-2113	Signature	No Equal	No Equal
Z5617-BWL	Wall Hung, Back Spud	2258.125	Afwall	K-4329	Kingston	3449	Placidus	111-2110	Signature		CT708V
Z5630	Floor Mounted, Back Outlet Floor Mounted, Back Outlet	2529.016	Neolo	K-4386	Angsley	4379	Carlton	111-2155	Signature	No Equal	No Equal
Z5631	Floor Mounted, Back Outlet, Bedpan Lugs	No Equal	No Equal	No Equal	No Equal	No Equal	No Equal	111-2163	Signature	No Equal	No Equal
Z5640	ADA, Floor Mounted, Back Outlet	No Equal	No Equal	No Equal	No Equal	3709	Flormont	111-2875	Sherwin	No Equal	No Equal
Z5641	ADA, Floor Mounted, Back Outlet, Bedpan Lugs	No Equal	No Equal	No Equal	No Equal	3709H	Flormont	111-2883	Sherwin	No Equal	No Equal
Z5655	Floor Mounted Floor Mounted	2234.015	Madera	K-4350	Wellcomme	3325	Whirlton	111-2125	Signature	CT705	
Z5656	Floor Mounted, Bedpan Lugs	2234.137	Madera	K-4350-L	Wellcomme	3H704	Whirlton	111-2133	Signature	No Equal	No Equal
Z5657	Floor Mounted, Back Spud	No Equal	No Equal	K-4349	Wellcomme	No Equal	No Equal	111-2165	Signature	No Equal	No Equal
Z5665	ADA, Floor Mounted	3043.102	Madera	K-4302 K-4368	Highcrest Highcliff	3H701	Hymont	111-2145	Signature	CT705L	
Z5666	ADA, Floor Mounted, Bedpan Lugs	3043.156	Madera	K-4368-L K-4302-L	Highcliff Highcrest	3816 4377	Hymont Jr. Creston	111-2153	Signature	No Equal	No Equal
Z5667	ADA, Floor Mounted, Back Spud	No Equal	No Equal	K-4367 K-4301	Highcliff Highcrest	No Equal	No Equal	111-2175	Signature	No Equal	No Equal
Z5675-BWL	Children's Children's Floor Mounted Flush Valve Toilet	2282.010	Devoro	K-4321	Primary	3380	Baby	111-1000	Kindergarten	No Equal	No Equal

Toilet Seats

Model	Description	Centoco	Bemis	Beneke	Church	Olsonite
Z5955SS-EL Z5955SS-AM	Heavy-Duty Seat, Open Front, Less Cover, With Stainless Steel Check Hinge Antimicrobial Option	500STSCC	1955-C	523	295C	10CC
Z5956SS-EL Z5956SS-AM	Premium Extra-Heavy-Duty Seat, Open Front, Less Cover, With Stainless Steel Check Hinge Antimicrobial Option	1500STSCC	1655C	527	9400C/9500	10SSC
Z5957SS-EL Z5957SS-RD	Standard Seat, Open Front, With Cover and Stainless Steel Check Hinge Round Seat, Open Front, With Cover and Stainless Steel Check Hinge	820STS 460STS	1950ST 950ST	521HPSS		46SSTL 42SSTL
Z5958SS-EL Z5958SS-RD	Standard Seat, Closed Front, With Cover and Stainless Steel Check Hinge Round Seat, Closed Front, With Cover and Stainless Steel Check Hinge	800STS 440STS	1900ST 900ST	520SPSS		44SSTL 40SSTL
Z5959SS-JUV	Open Front Child's Seat, Less Cover, With Stainless Steel Check Hinge	AM2300SSTSCC	BB955C	323-5	1580C	126CC

All information listed including pricing and dimensions are subject to change without notice.
Visit www.zurn.com for the most current information.

TOILETS, continued**Two-Piece Toilets**

Model	Description	American Standard		Kohler		Crane		Eljer		Toto	
		No.	Name	No.	Name	No.	Name	No.	Name	No.	Name
Z5530	Standard Elongated, Siphon Jet, 1.6 gpf Two-Piece Toilet	2898.012	Cadet	K-3422	Wellworth	3852	Radcliff II	091-2125	Patriot	CST714	Carusoe
Z5540	Round, Siphon Jet, 1.6 gpf Two-Piece Toilet	2798.012	Cadet	K-3423	Wellworth	3842	Radcliff II	091-2120	Patriot	CST713	Carusoe
Z5550	ADA, Elongated, Siphon Jet, 1.6 gpf Two-Piece Toilet	2998.012	Cadet	K-3427	Highline	31002	Hymont	091-2175	Patriot	CST714L	Carusoe
Z5551	3" HPT Performance Siphon Jet ADA, Elongated, Siphon Jet, 1.6 gpf Two-Piece Toilet	2018.212	Champion	K-3496	Cimarron	31054	Hymont	091-0777	Titan	CST744SL	Drake
Z5560	EcoVantage Series Pressure Assist - ADA ADA, Elongated, Pressure Assist, 1.6 gpf	2377.100	Cadet	K-3544	Highline	3838	Economizer	091-7045	Aqua-Saver	CST744SL	Drake
Z5561	Elongated, Pressure Assist 1.1 gpf HET	No Equal	No Equal	No Equal	No Equal	No Equal	No Equal	No Equal	No Equal	No Equal	No Equal
Z5562	ADA, Elongated, Pressure Assist, Dual Flush 1.6/1.1 gpf	No Equal	No Equal	No Equal	No Equal	No Equal	No Equal	No Equal	No Equal	No Equal	No Equal
Z5570	EcoVantage Series Pressure Assist Elongated, Pressure Assist, 1.6 gpf Two-Piece Toilet	2333.100	Cadet	K-3458	Wellworth	3835	Economizer	091-7025	Aqua-Saver	CST744S	Drake
Z5771	Elongated, Pressure Assist, 1.1 gpf HET Two-Piece Toilet	No Equal	No Equal	No Equal	No Equal	No Equal	No Equal	No Equal	No Equal	No Equal	No Equal
Z5772	Elongated, Pressure Assist, Dual Flush, 1.6/1.1 gpf Two-Piece Toilet	No Equal	No Equal	No Equal	No Equal	No Equal	No Equal	No Equal	No Equal	No Equal	No Equal

URINALS

Model	Description	American Standard		Kohler		Crane		Eljer		Toto	
		No.	Name	No.	Name	No.	Name	No.	Name	No.	Name
Z5730	Small Siphon Jet Urinal 1.0 gpf Siphon Jet Urinal	6541.132	Allbrook	K-5016-ET	Dexter	7309	Manhattan 161-2090	161-1150 Signature	Dover	UT104	
Z5750	Washout Urinals 1.0 gpf Washout Urinal	6501.001	Washbrook	K-4900-ET	Bardon 7397	7197	Cromwell 161-2030	161-1030	Correcto UT447	UT370	
Z5760	1.0 gpf Washout Urinal - Back Spud	6506.011	Washbrook	K-4960-ER	Bardon 7398	7198	Cromwell 161-2045	161-1045	Correcto UT447V	UT370V	
Z5795	EcoVantage Series Waterless Urinals EcoVantage Series Large Waterless Urinal	Sloan WES1000		Falcon F-1000		Waterless 2102					

All information listed including pricing and dimensions are subject to change without notice.
Visit www.zum.com for the most current information.

Commercial Fixtures

Sensor Flush
Valves and Faucets

LAVATORIES

Wall Hung Lavatories

Model	Description	American Standard		Kohler		Crane		Eljer		Toto	
		No.	Name	No.	Name	No.	Name	No.	Name	No.	Name
Z5311	Z5310 Series: 20" x 18" Wall Hung Lavatory Single Hole	0194.043	Roxalyn	K-2084	Soho	1165H	Norwich	051-2241	Mayburne	No Equal	No Equal
Z5314	4" Centerset	0195.073	Roxalyn	K-2054	Soho	1165V	Norwich	051-2244	Mayburne	No Equal	No Equal
Z5318	8" Centerset	0194.076	Roxalyn	K-2053	Soho	1165S	Norwich	051-2248	Mayburne	No Equal	No Equal
Add-Ons: (Additional lead times may apply; contact factory.) Soap Dispenser Drillings (-L or -R) Overflow Plugged (-N)											
Z5321	Z5320 Series: 23" x 20" Shallow Wheelchair ADA Lavatory Single Hole	0955.000	Murro	No Equal	No Equal	110H	Diana	No Equal	No Equal	No Equal	No Equal
Z5324	4" Centerset	0954.000	Murro	No Equal	No Equal	110V	Diana	051-2204	FreeStyle	No Equal	No Equal
Z5328	8" Centerset	0958.000	Murro	No Equal	No Equal	110S	Diana	051-2208	FreeStyle	No Equal	No Equal
Z5329	12" Centerset	No Equal	No Equal	No Equal	No Equal	No Equal	No Equal	No Equal	No Equal	No Equal	No Equal
	Half Pedestal Shroud	0059.020	Murro	No Equal	No Equal	No Equal	No Equal	281-2100	Signature	No Equal	No Equal
Add-Ons: (Additional lead times may apply; contact factory.) Soap Dispenser Drillings (-L or -R) Overflow Plugged (-N)											
Z5321-PED	Z5320-PED Series: 23" x 20" Shallow Wheelchair ADA Lavatory with Half Pedestal Single Hole	0955.000 w/0059.020	Murro	No Equal	No Equal	127H	Neu-Diana	No Equal	No Equal	No Equal	No Equal
Z5324-PED	4" Centerset	0954.000 w/0059.020	Murro	No Equal	No Equal	127V	Neu-Diana	051-2205	FreeStyle	No Equal	No Equal
Add-Ons: (Additional lead times may apply; contact factory.) Soap Dispenser Drillings (-L or -R) Overflow Plugged (-N)											

Manual Flush Valves

Aquaparts® Parts
and Assemblies

AquaSpec®
Commercial Faucets

Temp-Gard®
Products

Tubular Brass
Plumbing Products

Commercial Fixtures

All information listed including pricing and dimensions are subject to change without notice.
Visit www.zurn.com for the most current information.

Commercial Fixtures

LAVATORIES, continued

Wall Hung Lavatories, continued

Model	Description	American Standard		Kohler		Crane		Eljer		Toto	
		No.	Name	No.	Name	No.	Name	No.	Name	No.	Name
Z5341	Z5340 Series: 20" x 18" Wall Hung Single Hole	0356.421	Lucerne	K-1721 K-2007	Chesapeake Kingston	1412H 4642H	Harwich Clayton	051-2101	Signature	LT307	Wall Mount
Z5344	4" Centerset	0355.012 0124.131	Lucerne Comrade	K-1729 K-2005	Chesapeake Kingston	1412V 4642V	Harwich Clayton	051-1307 051-2104	Blair Signature	LT307.4	Wall Mount
Z5348	8" Centerset	0356.015	Lucerne	K-1723 K-2006	Chesapeake Kingston	1412S 4643S	Harwich Clayton	051-1308 051-2108	Blair Signature	LT307.8	Wall Mount
Half Pedestal Shroud											
Add-Ons: (Additional lead times may apply; contact factory.) Soap Dispenser Drillings (-L or -R) Overflow Plugged (-N)											
Z5341-PED	Z5340-PED Series: Wall Hung with Half Pedestal Single Hole	No Equal	No Equal	K-2035-1	Pinoir	134H	Neu-Erica	051-2102	Signature	No Equal	No Equal
Z5344-PED	4" Centerset	No Equal	No Equal	K-2035-4	Pinoir	134V	Neu-Erica	051-2105	Signature	No Equal	No Equal
Add-Ons: (Additional lead times may apply; contact factory.) Soap Dispenser Drillings (-L or -R) Overflow Plugged (-N)											
Z5351	Z5350 Series: 19" x 17" Wall Hung Single Hole	No Equal	No Equal	K-1722	Chesapeake	No Equal	No Equal	No Equal	No Equal	No Equal	No Equal
Z5354	4" Centerset	0321.026	Declyn	K-1728	Chesapeake	No Equal	No Equal	051-0244 051-1304	Murray II Blair	No Equal	No Equal
Z5358	8" Centerset	No Equal	No Equal	K-1724	Chesapeake	No Equal	No Equal	No Equal	No Equal	No Equal	No Equal
Z5361	Z5360 Series: 20" x 18" Wall Hung - High Back Single Hole	No Equal	No Equal	No Equal	No Equal	No Equal	No Equal	052-0195	Bucknell	No Equal	No Equal
Z5364	4" Centerset	No Equal	No Equal	No Equal	No Equal	No Equal	No Equal	052-0174	Bucknell	No Equal	No Equal
Z5368	8" Centerset	No Equal	No Equal	No Equal	No Equal	No Equal	No Equal	052-0188	Bucknell	No Equal	No Equal
Add-Ons: (Additional lead times may apply; contact factory.) Soap Dispenser Drillings (-L or -R) Overflow Plugged (-N)											
Z5361-PED	Z5360-PED Series: 20" x 18" Wall Hung - High Back with Half Pedestal Single Hole	No Equal	No Equal	No Equal	No Equal	No Equal	No Equal	No Equal	No Equal	No Equal	No Equal
Z5364-PED	4" Centerset	No Equal	No Equal	No Equal	No Equal	No Equal	No Equal	No Equal	No Equal	No Equal	No Equal
Add-Ons: (Additional lead times may apply; contact factory.) Soap Dispenser Drillings (-L or -R) Overflow Plugged (-N)											

All information listed including pricing and dimensions are subject to change without notice.
Visit www.zum.com for the most current information.

Commercial Fixtures

Sensor Flush
Valves and Faucets

LAVATORIES, continued

Countertop Lavatories

Model	Description	American Standard		Kohler		Crane		Eljer		Toto	
		No.	Name	No.	Name	No.	Name	No.	Name	No.	Name
Z5111	Z5110 Series: Countertop Lavatory - 20" x 17" Single Hole	0475.047 0419.111	Aqualyn Cadet	K-2196-1	Pennington	1280H 4626	Chelsea Vienne	051-0121 051-3515	Murray Laura	LT401 LT501	Reliant Reliant
Z5114	4" Centerset	0476.028 0419.444	Aqualyn Cadet	K-2196-4	Pennington	1280S 4623	Chelsea Sanibel	051-0124 051-3514	Murray Laura	LT401.4 LT501.4	Reliant Reliant
Z5118	8" Centerset	0475.020 0419.888	Aqualyn Cadet	K-2196-8	Pennington	1280V 4624	Chelsea Vienne	051-0128 051-3518	Murray Laura	LT401.8 LT501.8	Reliant Reliant
Z5121	Z5120 Series: Countertop Lavatory - 19" Round Single Hole	0490.156 0427.111	Rondalyn Cadet	K-2202-1	Brookline	1550H	Carla	051-0171 051-3505	Murray Lisa	LT402 LT502	Reliant Reliant
Z5124	4" Centerset	0491.019 0427.444	Rondalyn Cadet	K-2202-4	Brookline	1550V 4618	Carla Bradford	051-0174 051-3504	Murray Lisa	LT402.4 LT502.4	Reliant Reliant
Z5128	8" Centerset	0490.011 0427.888	Rondalyn Cadet	K-2202-8	Brookline	1550S 4619	Carla Bradford	051-0178 051-3508	Murray Lisa	LT402.8 LT502.8	Reliant Reliant
Z5220	Z5220 Series: Undermount Lavatory - 19" x 16" Undermount Lavatory	0496.221 9482.000	Ovalyn Ovalyn-U.A.	K-2211	Caxton	1992	Tiara	051-3381	Barrow	LT587	Reliant

Manual Flush Valves

Aquaparts® Parts
and Assemblies

Cast Iron Lavatories

Model	Description	American Standard		Kohler		Crane		Eljer		Toto	
		No.	Name	No.	Name	No.	Name	No.	Name	No.	Name
Z5811	Z5810 Series: 20" x 17" Self-Rimming Cast Iron Lavatory Single Hole	No Equal	No Equal	K-2905-1	Farmington	No Equal	No Equal	052-0276	Edwin	No Equal	
Z5814	4" Centerset	3303.000	Oval Horiz.	K-2905-4	Farmington	No Equal	No Equal	052-0274	Edwin	588	
Z5818	8" Centerset	3302.000	Oval Horiz.	K-2905-8	Farmington	No Equal	No Equal	052-0278	Edwin	589	
Z5821	Z5820 Series: 19" Round Self-Rimming Cast Iron Countertop Lavatory Single Hole	No Equal	No Equal	K-2917-1	Radiant	No Equal	No Equal	052-0266	Owen	No Equal	
Z5824	4" Centerset	0301.025	Horizon	K-2917-4	Radiant	No Equal	No Equal	052-0264	Owen	596	
Z5828	8" Centerset	No Equal	No Equal	K-2917-8	Radiant	No Equal	No Equal	052-0268	Owen	597	
Z5831	Z5830 Series: 19" x 17" Cast Iron Wall Hung Lavatory Single Hole	No Equal	No Equal	K-2805	Hudson	No Equal	No Equal	052-0181	Bucknell	541-1	
Z5834	4" Centerset	4867.004	Regalyn	K-2861	Hudson	No Equal	No Equal	052-0164	Bucknell	541	
Z5838	8" Centerset	4867.008	Regalyn	K-2863	Hudson	No Equal	No Equal	052-0178	Bucknell	540	
Z5841	Z5840 Series: 20" x 18" Cast Iron Wall Hung Lavatory Single Hole	No Equal	No Equal	K-2810	Hudson	No Equal	No Equal	052-0195	Bucknell	551-1	
Z5844	4" Centerset	4869.004	Regalyn	K-2849	Hudson	No Equal	No Equal	052-0174	Bucknell	551	
Z5848	8" Centerset	4869.008	Regalyn	K-2869	Hudson	No Equal	No Equal	052-0188	Bucknell	550	

AquaSpec®
Commercial Faucets

Temp-Gard®
Products

Tubular Brass
Plumbing Products

All information listed including pricing and dimensions are subject to change without notice.
Visit www.zurn.com for the most current information.

Commercial Fixtures

Commercial Fixtures

HOSPITAL/INSTITUTIONAL FIXTURES

Model	Description	American Standard		Kohler		Crane		Eljer		Toto	
		No.	Name	No.	Name	No.	Name	No.	Name	No.	Name
Z5410	Wall Mount, Blowout Service Sink	9512.021	Clinic	K-12867	Camerton	7H544	Sani-Sink	241-0260	Judson	No Equal	No Equal
Z5420	Floor Mount, Siphon Jet Service Sink	9504.010	Clinic	K-6676	Tyrell	5H258 7H538/H537	Newcor Newcor	241-0270	Mercer	No Equal	No Equal
Z5461	Z5460 Series: 28" x 22" Surgeon Sink Single Hole	9047.093	Surgeon	K-12793	Hollister	5H256	Neu-Medic	231-0141	Surgeon	No Equal	No Equal
Z5468	8" Centerset	9047.044	Surgeon	K-12794	Hollister	No Equal	No Equal	231-0144	Surgeon	No Equal	No Equal

SPECIALTY FIXTURES

Model	Description	American Standard		Kohler		Crane		Eljer		Commercial	
		No.	Name	No.	Name	No.	Name	No.	Name	No.	Name
Z5850	Custodial Floor Sink	7441.000	Florwell	K-6710	Whitby	No Equal	No Equal	242-0050	Custodial	871	
Z5880	Z5880 Series: 22" x 18" Cast Iron Service Sink No Punchings	7692.000	Lakewell	K-6718	Bannon	No Equal	No Equal	242-0120	Rollins	867	
Z5888	8" Centerset	7692.008	Lakewell	K-6714	Bannon	No Equal	No Equal	242-0150	Rollins	865	
Z5890	Z5890 Series: 22" x 18" Cast Iron Service Sink No Punchings	7695.000	Akron	K-6719	Bannon	No Equal	No Equal	242-0125	Rollins	868	
Z5898	8" Centerset	7695.008	Akron	K-6715	Bannon	No Equal	No Equal	242-0155	Rollins	866	

All information listed including pricing and dimensions are subject to change without notice.
Visit www.zurn.com for the most current information.



Zurn Industries, LLC
1801 Pittsburgh Avenue, Erie, PA 16502

Zurn Industries, LLC Commercial Brass Operation
5900 Elwin Buchanan Drive, Sanford, NC 27330

In Canada

Zurn Industries Limited
3544 Nashua Drive, Mississauga, Ontario L4V 1L2, 905-405-8272

1-855-ONE-ZURN
www.zurn.com

Form No. ZMKTG444-03, Rev. 07/15