

Project		Catalog #		Type	
Prepared by		Notes		Date	



Lumark AP

CLCS Canopy

Surface / Canopy Luminaire

Product Features



Product Certifications



Interactive Menu

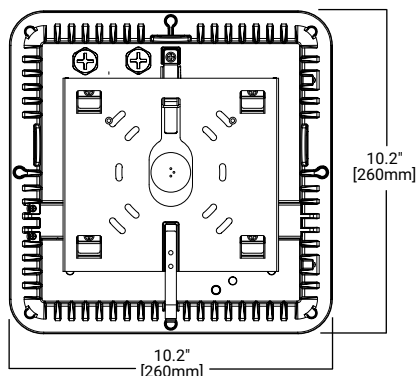
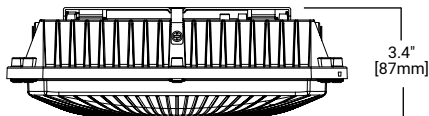
- Stock Ordering Information [page 2](#)
- Product Specifications [page 2](#)
- Energy and Performance Data [page 2](#)

Quick Facts

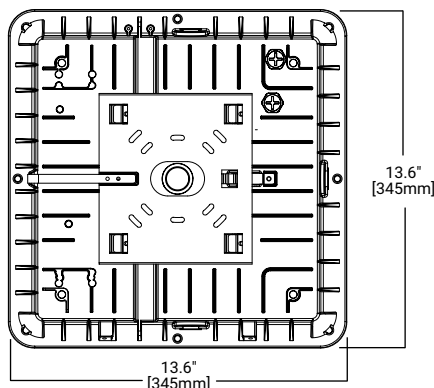
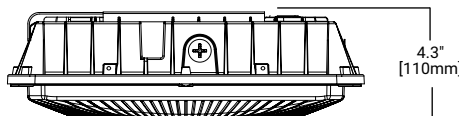
- Fixed output and selectable configurations available across 2 housing sizes
- Lumen packages range from 5,500 - 17,600 lumens (40W - 120W)
- Replaces 150W up to 400W HID equivalent
- Efficacies up to 153 lumens per watt at maximum output
- Energy and maintenance savings up to 86% versus HID solutions

Dimensional Details

CLCS15 / CLCS17



CLCS40



Stock Ordering Information

Catalog Logic	Description			
Model Number ¹	Lumens / Wattage	Color Temperature	Voltage	Controls
CLCS15=Small LED Canopy	5,500 / 40W	4000K / 80CRI	120-277V, 50/60Hz	--
CLCS17=Small LED Canopy	8,000 / 60W	4000K / 80CRI	120-277V, 50/60Hz	--
CLCS17S=Small LED Canopy	Selectable Lumens: 5,500-8,000 / 40-60W	Selectable CCT: 3000,4000,5000K / 80CRI	120-277V, 50/60Hz	--
CLCS17S-PC=Small LED Canopy	Selectable Lumens: 5,500-8,000 / 40-60W	Selectable CCT: 3000,4000,5000K / 80CRI	120-277V, 50/60Hz	Factory-installed button-type photocontrol
CLCS40S=Large LED Canopy	Selectable Lumens: 13,600-17,600 / 90-120W	Selectable CCT: 3000,4000,5000K / 80CRI	120-277V, 50/60Hz	--

NOTES:
1. DesignLights Consortium® Qualified. Refer to www.designlights.org Qualified Products List under Family Models for details.

Product Specifications

Construction

- Die-cast aluminum housing with four 1/2" NPT side conduit entries
- Tethered, quick mount plate for surface or junction box mounting
- Pendant mount via 3/4" NPT pipe (not supplied)

Optics

- UV-resistant polycarbonate lens

Electrical

- Selectable SKUs offer 2 wattages selections (high / low) and 3 CCTs. Default settings are highest wattage and 4000K CCT.

- 40°C minimum operating temperature
- 40°C maximum operating temperature
- >0.9 power factor
- <20% total harmonic distortion
- 0-10V dimming driver is standard

Typical Applications

- Bank and pharmacy drive-thrus, covered side walks, hospitality, and healthcare entryways

Finish

- Standard color is bronze

Shipping Data

- CLCS15: 6.4 lbs. (2.9 kgs.)
- CLCS17: 6.4 lbs. (2.9 kgs.)
- CLCS40: 11.4 lbs. (5.2 kgs.)

Warranty

- Standard five-year warranty

Energy and Performance Data

Power and Lumens

[View CLCS IES Files](#)

Light Engine	CLCS15 (Fixed Output)	CLCS17 (Fixed Output)	CLCS17S (Set to 40W)	CLCS17S (Set to 60W)	CLCS40S (Set to 90W)	CLCS40S (Set to 120W)
Power (Watts)	39	56	39	56	91	123
Input Current @ 120V (A)	0.970	0.467	0.323	0.467	0.715	0.970
Input Current @ 277V (A)	0.153	0.210	0.153	0.210	0.341	0.440
Color Temperature						
3000K CCT	Lumens	--	--	5,323	7,337	12,614
	BUG Rating	--	--	B2-U2-G1	B3-U2-G2	B3-U3-G2
	Lumens per Watt	--	--	138	131	138
4000K CCT	Lumens	5,671	7,956	5,671	7,956	13,562
	BUG Rating	B2-U2-G1	B3-U2-G2	B2-U2-G1	B3-U2-G2	B3-U3-G2
	Lumens per Watt	151	147	151	147	153
5000K CCT	Lumens	--	--	5,739	7,939	13,605
	BUG Rating	--	--	B2-U2-G1	B3-U2-G2	B3-U3-G2
	Lumens per Watt	--	--	149	142	149

Lumen Maintenance

Configuration (Up to 40°C)	TM-21 Lumen Maintenance (72,000 Hours)	Theoretical L70 (Hours)
Up to 60W	82%	>134,000
Up to 120W	84%	>146,000