


Project		Catalog #		Type	
Prepared by		Notes		Date	



# Metalux

## SLSTP Lensed LED

Selectable CCT and Lumen LED Striplight

### Typical Applications

Commercial • Industrial • Retail • Residential

### Interactive Menu

- Order Information [page 2](#)
- Photometric Data [page 4](#)
- Sensor Coverage [page 5](#)
- Product Warranty

### Product Certification



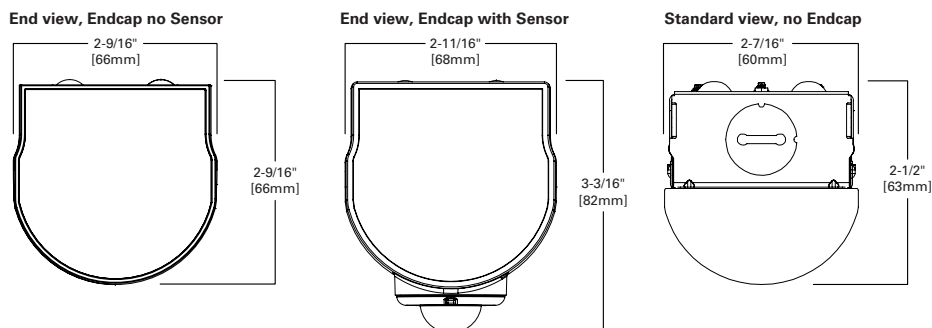
### Product Features



### Top Product Features

- External selectable switches provide easy, in field customization
- (3) color temperature and lumen select option provide application versatility
- Single frost lens (no breaks) provides clean, continuous lighting layout
- Up to 143 LPW and DLC compliant to enable rebates and energy savings
- Available in 8ft, 4ft and 2ft lengths, single and continuous mount capable
- UNV and 347V driver with 0-10V dimming, 10% standard
- Jbox cover, decorative endcap included to complete install.

### Dimensional and Mounting Details



[additional product diagrams](#)

## Order Information and Performance Data

Catalog #	UPC	Length	CCT (K)	Delivered Lumens	Watts	Efficacy (lm/W)	Dimming (Triac or 0-10V)	Input Current (A)		
								120V	277V	347V
2SLSTPSC-UNV	080083174409	2	3500	2445	22	113	0-10V Dim to 10%	0.18	0.08	-
			4000	2585	21	123		0.17	0.08	
			5000	2470	21	115		0.18	0.08	
4SLSTPSC-UNV	080083174416	4	3500	2416	18	133	0-10V Dim to 10%	0.15	0.07	-
			4000	2418	18	137		0.15	0.06	
			5000	2383	18	134		0.15	0.06	
			3500	3534	31	115		-	0.26	0.11
			4000	3627	30	122			0.25	0.11
			5000	3523	30	116			0.25	0.11
			3500	5802	48	121		-	0.40	0.17
			4000	6045	46	130			0.39	0.17
			5000	5784	48	121			0.40	0.17
8SLSTPSC-UNV	080083174423	8	3500	4215	34	125	0-10V Dim to 10%	0.28	0.12	-
			4000	4321	33	130		0.28	0.12	
			5000	4288	34	127		0.28	0.12	
			3500	7782	64	121		-	0.54	0.23
			4000	8141	63	130			0.52	0.23
			5000	7901	64	123			0.54	0.23
			3500	10456	88	118		-	0.74	0.32
			4000	11119	85	130			0.71	0.31
			5000	10456	89	118			0.74	0.32
2SLSTPSC-347	080083249442	2	3500	2489	22	114	0-10V Dim to 10%	-	-	0.06
			4000	2631	21	125		-	-	0.06
			5000	2538	22	117		-	-	0.06
4SLSTPSC-347	080083249466	4	3500	2339	18	127	0-10V Dim to 10%	-	-	0.05
			4000	2446	18	134		-	-	0.05
			5000	2386	18	130		-	-	0.05
			3500	3479	31	113		-	-	0.09
			4000	3669	30	121		-	-	0.09
			5000	3550	31	115		-	-	0.09
			3500	5736	47	122		-	-	0.14
			4000	6115	46	133		-	-	0.13
			5000	5852	47	124		-	-	0.14
8SLSTPSC-347	080083249480	8	3500	4419	33	136	0-10V Dim to 10%	-	-	0.09
			4000	4556	32	143		-	-	0.09
			5000	4521	32	140		-	-	0.09
			3500	7937	64	124		-	-	0.18
			4000	8325	62	134		-	-	0.18
			5000	8254	65	127		-	-	0.19
			3500	10622	87	123		-	-	0.25
			4000	11202	84	134		-	-	0.24
			5000	10692	86	124		-	-	0.25

### Energy Data - 120V

	2'	4'	8'
PF	0.99	0.99	0.99
THD%	< 8.5	< 9.9	< 8.1
Low Temp Start	-20°C	-20°C	-20°C

### Shipping Data

Catalog Base	Wt. (lbs)	Unit per Pallet	Master Pack Qty.
2SLSTP	2.5	180	6
4SLSTP	4.5	96	4
8SLSTP	8	100	2

## Accessories (Order Separately)

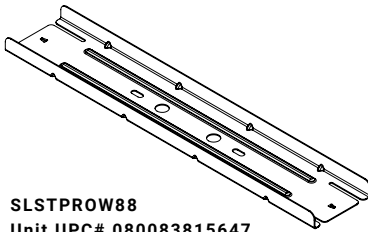
**AVC-Chain/Set=36"** Hanging Chain Set w/V Hooks  
**Y-TOGGLE-10-2PK=(2)** Y-Toggle Cable Kits at 10FT long<sup>(3)</sup>  
**SCF-12-B=12"** Fixed Stem Set (specify if another length is needed)<sup>(1)</sup>  
**2SLSTPLNS=2** ft. Replacement Lens  
**4SLSTPLNS=4** ft. Replacement Lens  
**8SLSTPLNS=8** ft. Replacement Lens  
**EBPLED7W=**User Installed, Remote Mount, 7 Watt LED Emergency Battery Pack  
**EBPLED14W=**User Installed, Remote Mount, 14 Watt LED Emergency Battery Pack  
**SLSTP MS00 KIT=**Field installable sensor kit, PIR Sensor 100% 50% OFF  
**SLSTP MS25 KIT=**Field installable sensor kit, PIR Sensor 100% 50% Low (~30%)

**Notes:** (1) For stem, order two per fixture.  
 (2) For approximate delivered lumens multiply the lumens per watt of the desired fixture by the wattage of the emergency battery pack (100 lm/W x 7=700 lumens).  
 (3) Continuous row mount only between fixtures.

## Factory Installed Mod Shop Option

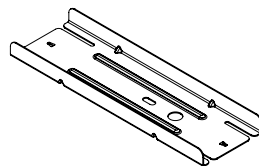
Catalog	Emergency Battery Installed <sup>(2)</sup>
2SLSTP-___	<b>BSL6</b> = Bodine 6W Emergency <b>BSL10</b> = Bodine 10W Emergency
4SLSTP-___	
8SLSTP-___	

### ROW ALIGNER 8' - 8'



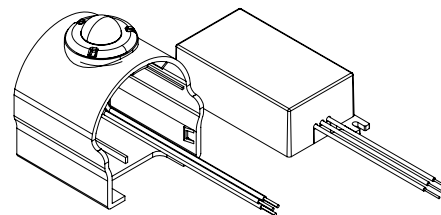
**SLSTPROW88**  
**Unit UPC# 080083815647**  
**Master Carton UPC# 080083815654**  
**(50 per Master)**

### ROW ALIGNER 8' - 4'



**SLSTPROW842**  
**Unit UPC# 080083815661**  
**Master Carton UPC# 080083815678**  
**(100 per Master)**

### SLSTP MOTION SENSOR KIT (COMING SOON)



Catalog	Unit UPC	Qty
MS00 Kit	080083254200	50 per Master
MS25 Kit	080083254224	50 per Master

## Product Specifications

### Construction

- Fixture channel, cover and end plates are formed from cold rolled steel
- Decorative end caps snap-on for an improved aesthetic finish
- Suitable for either single or continuous row applications

### Electrical

- Long-Life LED system with an energy-efficient electronic driver comes in UNV (120-277V) or 120/347V versions
- Available with 0-10V dimming
- CCT Selectable option for maximum color flexibility: choose from 3500K, 4000K or 5000K
- LED and Light Engine
  - Lumen select switch provides three lumen package choices (Low, Medium and High)
  - L70 at >50,000 hours (TM-21), over 23 years at 6 hrs/day
  - CRI 83 or better

### Controls

- Maximize energy savings - combine with products like occupancy sensors, daylighting controls, and lighting relay panels
- Standard 0-10V continuous dimming driver works with any standard 0-10V control/dimmer
- Dimming range is 10% to 100% and varies by control device
- Purple and grey (pink) low voltage dimming leads required from 0-10V dimmer switch to fixture
- PIR occupancy sensors enables code compliance. Refer to accessory kit for setting levels.
- Sensor kit can be field installed. Add up to (20) 4ft or (10) 8ft fixtures per single sensor kit. Kit is end mount only.

### Finish

- Post painted with high reflective paint – standard, for ease of handling

### Shielding

- Frost, polycarbonate lens with linear prisms for uniform light distribution

### Emergency Battery Pack Option

- Factory installed 120V-277V integral emergency battery pack available via mod-shop.
- 90-minute backup period for code compliance
- Factory installed integral test switch visible from room side

### Installation

- May be surface, suspended, or wall mounted
- Multiple 7/8" K.O. on back and one on each end
- Jbox cover, wire nuts and decorative end caps included

### Compliance

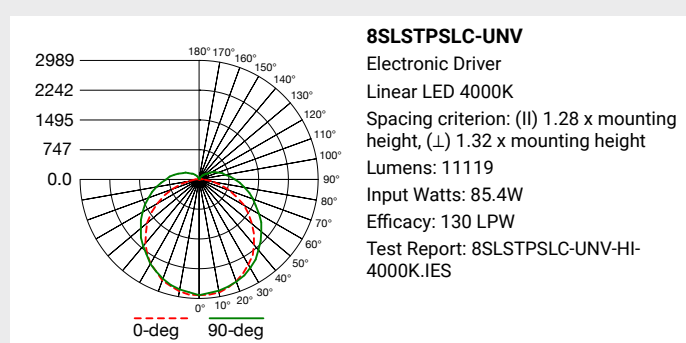
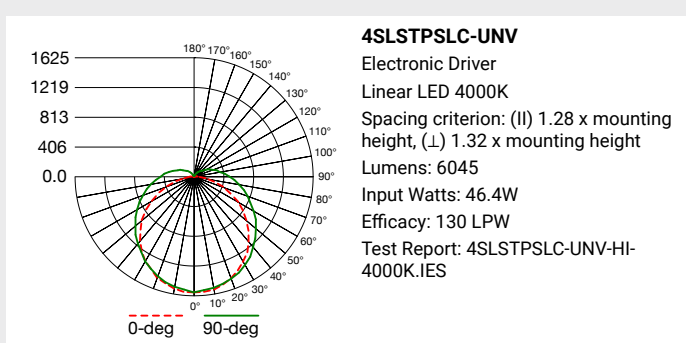
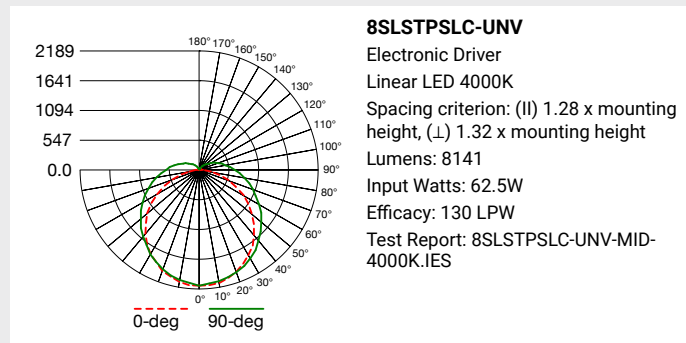
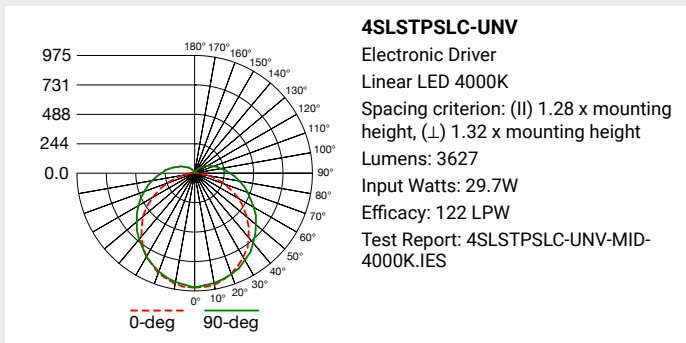
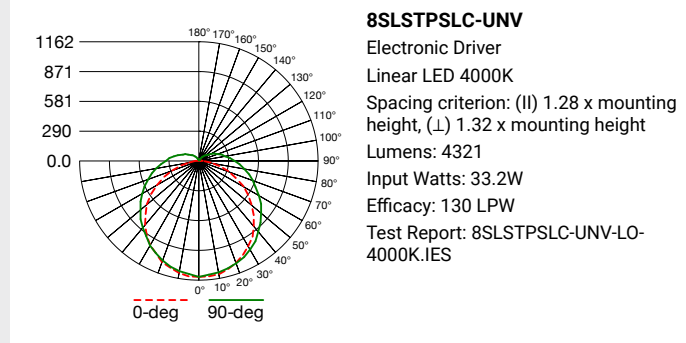
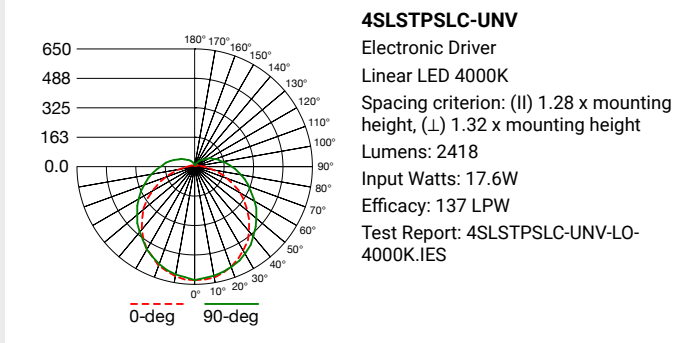
- cULus listed for damp location rated
- LED's comply with IESNA LM-79 and LM-80 standards
- DesignLights Consortium® Qualified and classified for DLC Standard, refer to [www.designlights.org](http://www.designlights.org) for details
- RoHS compliant
- Suitable for use in closet storage spaces when installed in accordance with NFPA-70 and NEC 410.16 spacing requirements

### Warranty

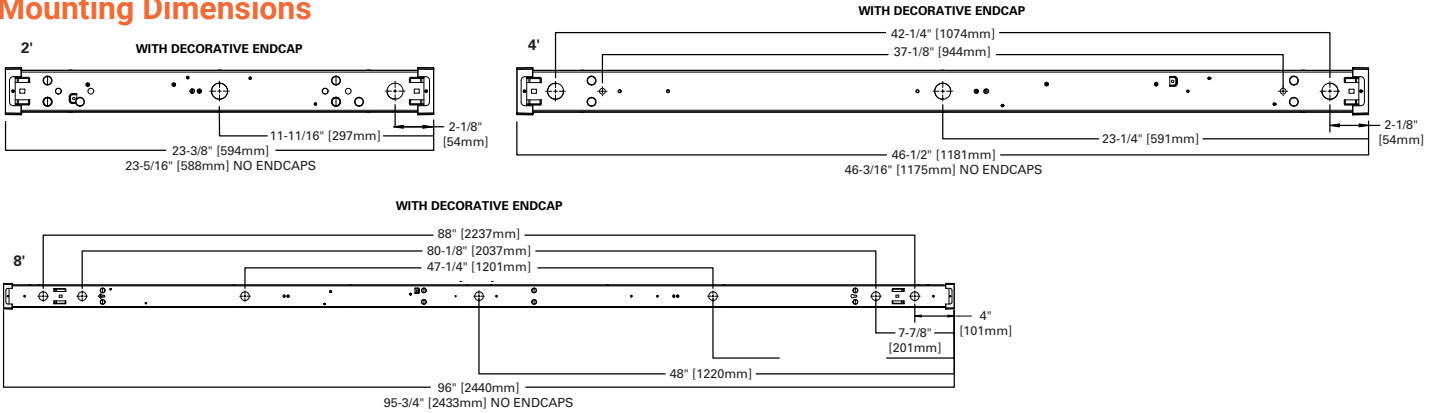
- Five year limited warranty

Photometric Data

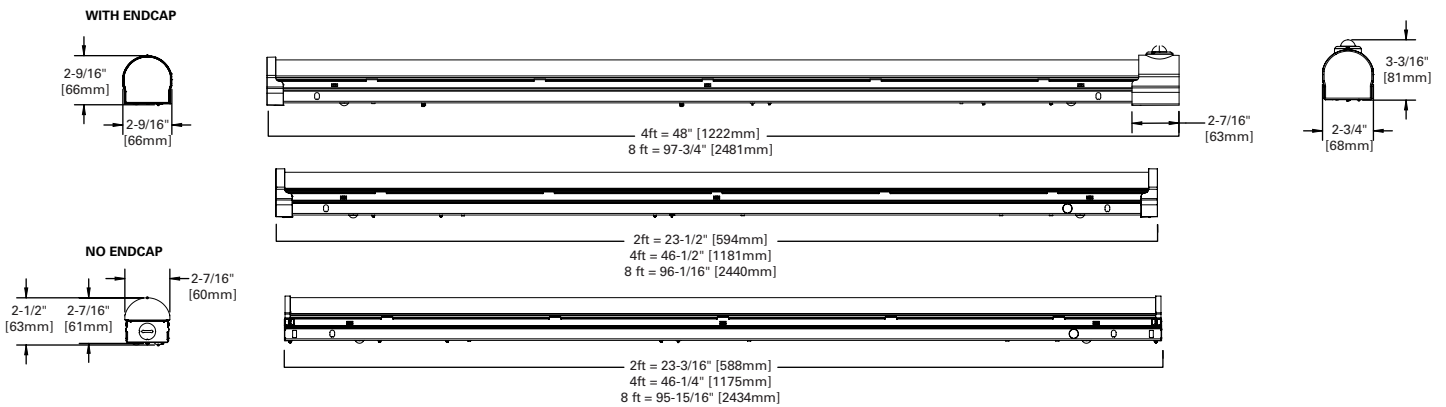
[View IES files](#)



## Mounting Dimensions

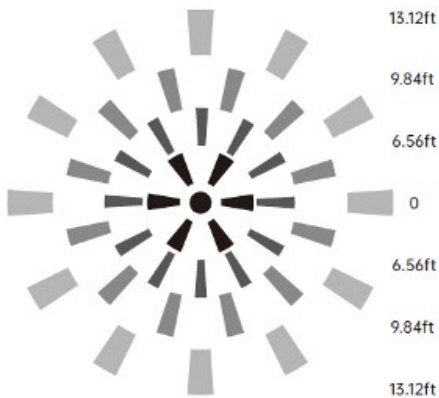


## Overall Dimensions

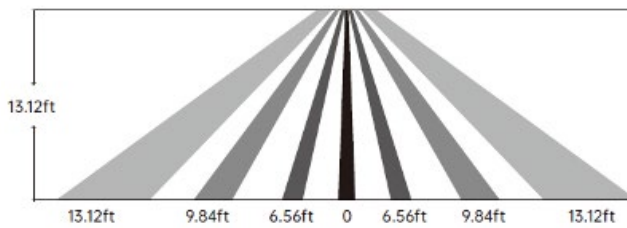


## Sensor Coverage (MS Sensor Kit)

SENSOR COVERAGE PATTERN - TOP VIEW



SIDE VIEW



LIGHT OUTPUT OVER TIME

